

1970



REPLACEMENT PARTS LIST

A65 LIGHTNING
A65 FIREBIRD SCRAMBLER
A65 THUNDERBOLT
A50 ROYAL STAR

FROM ENGINE NUMBERS & FRAME NUMBERS

HD 00101 A65L
HD 00101 A65F
HD 00101 A65T
HD 00101 A50R

Catalogue Number 00-5707

1970

CATALOGUE OF



FOR

A65 LIGHTNING

A65 FIREBIRD SCRAMBLER

A65 THUNDERBOLT

A50 ROYAL STAR

ISSUED BY

B.S.A. MOTOR CYCLES LTD.

Service Department, Armoury Road,
Birmingham II

TELEPHONE 021-772-2381

TELEGRAMS "SELMOTO BIRMINGHAM"

B.S.A. MOTOR CYCLES LTD.

Registered Offices and Works: ARMOURY ROAD, BIRMINGHAM II

Telephone: 021-772-2381

Telegrams and Cables: "SELMOTO BIRMINGHAM"

Contractors to Her Majesty's Government, the War Office, the Admiralty, the Post Office, the Colonial and Foreign Governments

Publication Reference 00-5707—August, 1969.

Printed in England by B.S.A. Press

MODEL A65 LIGHTNING (EXCEPT U.S.A.)

ALTERATIONS TO PARTS LIST PAGES 63 AND 65.

PAGE	REF.		REMARKS
63	4	68-8012	Change to 82-9794
63	5	76-0012 82-9795
63	6	68-8039 82-9721
63	7	82-9611	Delete 4 Gall.
63	7	Add 82-4971	3 1/4 Gall.
63	8	82-8409	Delete 4 Gall.
63	8	Add 83-1521	3 1/4 Gall.
63	13	68-8018	Delete 4 Gall.
63	13	Add 82-9792	3 1/4 Gall.
63	14	68-3176	Delete 4 Gall.
63	14	Add 82-9796	3 1/4 Gall.
63	15	68-8024	Delete 4 Gall.
63	15	Add 82-4972	3 1/4 Gall.
63	16	82-9204	Delete 4 Gall.
63	16	Add 70-7351 (2)	3 1/4 Gall.
63	16	Add 83-0002 (2)	3 1/4 Gall.
63	19	68-8011	Change to 82-9793
63	22	68-8035	Delete 4 Gall.
63	22	Add 82-9782	3 1/4 Gall.
65	24	75-8009	Change to 68-8190
65	26	68-8038	Delete Line
65	27	68-8189	Change to 82-9729
65	30	68-8017	Change to 82-9791
65	32	21-6050	Delete Line
65	32	Add 21-5662	3 1/4 Gall.
65	35	42-8114	Delete Line
65	35	42-8115	Delete Line
65	36	24-7178	Delete Line
65	37	40-8029	Delete Line
65	37	40-8030	Delete Line

ALL OTHER REFERENCE TO 4 GALL. ON PAGES 63 AND 65 SHOULD BE CHANGED TO 3 1/4 GALL.

MODEL A65 FIREBIRD (EXCEPT U.S.A.)

ALL PARTS DETAILED IN PARTS LIST NUMBER 00-5707 APPLY TO U.S.A. AND OTHER MARKETS
EXCEPT THE FOLLOWING WHICH DO NOT APPLY TO U.S.A. MODELS.

PART NO.	PER SET	DESCRIPTION
82-9609	1	Petrol Tank, 2½ Gall.
68-8190	1	Filler Cap, Petrol Tank
68-8191	1	Filler Cap Rivet
82-9796	1	Tank Bracket
68-8054	1	Rubber Bush, Tank Bracket
21-5662	(2)	Bolt, Tank Bracket
82-9791	1	Front Support Rubber
82-9792	1	Rear Support Rubber
82-9793	1	Tank Mounting Bolt
82-9795	1	Washer, Tank Mounting
82-9794	1	Spacer Tube, Tank Mounting
68-8016	1	Washer—Top
82-9782	1	Beading Holder
68-8019	1	Mounting Ring
68-8013	1	'O' Ring, Beading Holder
82-9721	1	Trim Strip—Rear
82-9696	1	Tank Badge R/H
82-9695	1	Tank Badge L/H
82-8250	4	Badge Screw
82-4971	1	Petrol Tap L/H
82-4972	1	Petrol Tap R/H
70-7351	(2)	Petrol Tap Seal
83-1521	1	Petrol Pipe Assembly
19-1884	2	H/T Lead (Resistive Cable)

SUFFIX NUMBERS TO BE USED TO IDENTIFY VARYING FINISHES

When ordering components with varying finishes, please state finish required by adding the appropriate number to part number.

MODEL ABBREVIATIONS:

L = A65 LIGHTNING
T = A65 THUNDERBOLT
R = A50 ROYAL STAR
F = A65 FIREBIRD SCRAMBLER

PETROL TANK:

BLUE CENTRE, WHITE LINING, CHROME SIDE PANELS (A65 Lightning)	268
BLUE CENTRE, WHITE LINING, CHROME SIDE PANELS (A65 Firebird)	269
GREY CENTRE, WHITE LINING, CHROME SIDE PANELS	270
FLAMBOYANT RED , WHITE LINING, CHROME SIDE PANELS	277
FLAMBOYANT AIRCRAFT BLUE, CHROME PANELS, WHITE LINING	228
BLACK, CHROME PANELS, WHITE LINING	233

MUDGUARDS:

CHROME	/003
FLAMBOYANT AIRCRAFT BLUE, WHITE LINING	/229
BLACK, SINGLE WHITE LINE	/234

OTHER PARTS:

[illegible]

PRICES:

No price codes are quoted in this list. For prices please refer to the Master Price List No. 00-5125.

Wherever possible details of thread form and size are quoted after description of nuts, bolts, screws, studs and washers. Such as: 14-7006 Socket screw ($\frac{1}{4}$ " Unified Coarse \times 1") = $\frac{1}{4}$ " diameter Unified Coarse thread 1" long under head.

Vital components, which are manufactured from special material, are indicated by a sign and the British Standard symbol for the material is quoted at the foot of the page.

PISTON CHART

Model	Ratio	Bore Size	Piston Complete	Compression Ring	Scraper Ring
A50	9·0	Standard	68-0434	68-0296 68-0354 (taper)	68-0299
A50	9·0	+ 1/2 mm.	68-0436	68-0297 68-0355 (taper)	68-0300
A50	9·0	+ 1 mm.	68-0438	68-0298 68-0356 (taper)	68-0301
A65	7·5	Standard	68-0819	68-0256 68-0357 (taper)	68-0259
A65	7·5	+ 1/2 mm.	68-0820	68-0257 68-0358 (taper)	68-0260
A65	7·5	+ 1 mm.	68-0821	68-0258 68-0359 (taper)	68-0261
A65	9·0	Standard	68-0906	68-0256 68-0357 (taper)	68-0259
A65	9·0	+ 1/2 mm.	68-0908	68-0257 68-0358 (taper)	68-0260
A65	9·0	+ 1 mm.	68-0910	68-0258 68-0359 (taper)	68-0261

CARBURETTERS AND SETTINGS

AMAL LIMITED, HOLDFORD ROAD, WITTON, BIRMINGHAM, ENGLAND.

Model	B.S.A. Number	Amal Number	Main Jet	Pilot Jet	Throttle Slide	Needle Jet	Needle Position
A65 Lightning (left-hand)	*19-2421	L930-35	180	622/107	3	·106	1
A65 Lightning (right-hand)	*19-2420	R930-34	180	622/107	3	·106	1
A65 Firebird (left-hand)	*19-2421	L930-35	180	622/107	3	·106	1
A65 Firebird (right-hand)	*19-2420	R930-34	180	622/107	3	·106	1
A65 Thunderbolt ..	19-2422	R928-6	230	622/107	3½	·106	1
A50 Royal Star ..	19-2423	R626-19	200	622/107	3½	·106	2

*These carburetters are "handed" by machining of the pilot air and throttle stop screws.

STEERING LOCK AND KEY

Lock No.	Key No.	Lock No.	Key No.	Lock No.	Key No.
EJR 1	19-5151	EJR 18	19-5168	EJR 35	19-5185
EJR 2	19-5152	EJR 19	19-5169	EJR 36	19-5186
EJR 3	19-5153	EJR 20	19-5170	EJR 37	19-5187
EJR 4	19-5154	EJR 21	19-5171	EJR 38	19-5188
EJR 5	19-5155	EJR 22	19-5172	EJR 39	19-5189
EJR 6	19-5156	EJR 23	19-5173	EJR 40	19-5190
EJR 7	19-5157	EJR 24	19-5174	EJR 41	19-5191
EJR 8	19-5158	EJR 25	19-5175	EJR 42	19-5192
EJR 9	19-5159	EJR 26	19-5176	EJR 43	19-5193
EJR 10	19-5160	EJR 27	19-5177	EJR 44	19-5194
EJR 11	19-5161	EJR 28	19-5178	EJR 45	19-5195
EJR 12	19-5162	EJR 29	19-5179	EJR 46	19-5196
EJR 13	19-5163	EJR 30	19-5180	EJR 47	19-5197
EJR 14	19-5164	EJR 31	19-5181	EJR 48	19-5198
EJR 15	19-5165	EJR 32	19-5182	EJR 49	19-5199
EJR 16	19-5166	EJR 33	19-5183	EJR 50	19-5200
EJR 17	19-5167	EJR 34	19-5184		

CARBURETTERS:

AMAL LIMITED, HOLDFORD ROAD, WITTON, BIRMINGHAM 6.

CHAINS:

REYNOLDS CHAINS LIMITED, WYTHENSHAW, MANCHESTER.

ELECTRICAL EQUIPMENT:

J. LUCAS LIMITED, GREAT HAMPTON STREET, BIRMINGHAM 18.

WIPAC GROUP SALES LIMITED, LONDON ROAD, BUCKINGHAM.

SPEEDOMETERS:

SMITH'S MOTOR ACCESSORIES LIMITED, CRICKLEWOOD WORKS, LONDON N.W.2.

TYRES:

DUNLOP COMPANY LIMITED, FORT DUNLOP, BIRMINGHAM 24.

SPARKING PLUGS:

CHAMPION SPARKING PLUG COMPANY LIMITED, FELTHAM, MIDDLESEX.

SHOCK ABSORBERS:

GIRLING LIMITED, BIRMINGHAM ROAD, WEST BROMWICH, STAFFS.

INDEX

	ASSEMBLIES COMPLETE	Page 9
Plate 1	CYLINDER HEAD	Page 10 - 13
Plate 2	CYLINDER BARREL, EXHAUST PIPES, VALVES	Page 14 - 15
Plate 3	CRANKSHAFT	Page 16 - 17
Plate 4	CRANKCASE	Page 18 - 19
Plate 5	OIL PUMP, GEARBOX SPROCKET	Page 20 - 21
Plate 6	GEAR CLUSTER, CAMSHAFT	Page 22 - 25
Plate 7	INNER TIMING COVER, GEARCHANGE MECHANISM	Page 26 - 27
Plate 8	OUTER TIMING COVER, KICKSTART AND FOOTCHANGE	Page 28 - 29
Plate 9	CLUTCH AND PRIMARY CHAINCASE	Page 30 - 33
Plate 10	FRAME, ENGINE SHIELD, BATTERY CARRIER	Page 34 - 37
Plate 11	SWINGING ARM, CENTRE STAND, REAR BRAKE CONTROL	Page 38 - 41
Plate 12	HANDRAIL, SUPPORT RAIL, FOOTRESTS	Page 42 - 43
Plate 13	OIL TANK, TOOLBOX, SILENCERS	Page 44 - 45
Plate 14	SIDECOVERS, AIR CLEANER	Page 46 - 47
Plate 15	STEERING HEAD	Page 48 - 49
Plate 16	FRONT FORKS	Page 50 - 51
Plate 17	FRONT WHEEL	Page 52 - 53
Plate 18	REAR WHEEL	Page 54 - 57
Plate 19	FRONT MUDGUARD	Page 58 - 59
Plate 20	REAR MUDGUARD AND CHAINGUARD	Page 60 - 61
Plate 21	PETROL TANK (STEEL), TWIN SEAT	Page 62 - 65
Plate 22	PETROL TANK, HANDLEBAR AND CONTROLS	Page 66 - 69
Plate 23	ELECTRICAL EQUIPMENT	Page 70 - 75
Plate 24	CARBURETTER	Page 76 - 77
Plate 25	TOOLKIT	Page 78 - 79
Plate 26	REAR CARRIER WITH PANNIERS	Page 80 - 81
Plate 27	REAR CARRIER, SHORT SEAT, SAFETY BARS	Page 82 - 83

ASSEMBLIES COMPLETE

<i>Model</i>	<i>Spares No.</i>	<i>Description</i>
L	71-1091	ENGINE/GEARBOX UNIT (standard gears, 20 teeth gearbox sprocket).
F	71-1093	ENGINE/GEARBOX UNIT (standard gears, 20 teeth gearbox sprocket).
T	71-1094	ENGINE/GEARBOX UNIT (standard gears, 20 teeth gearbox sprocket).
F	71-1096	ENGINE/GEARBOX UNIT (standard gears, 18 teeth gearbox sprocket).
L	71-1092	ENGINE/GEARBOX UNIT (close ratio gears, 20 teeth gearbox sprocket).
I, T, F	71-1151	CRANKSHAFT AND FLYWHEEL ASSEMBLY.
R	68-0737	CRANKSHAFT AND FLYWHEEL ASSEMBLY.
L, T, R, F	68-3270	CLUTCH COMPLETE.
L, T, R, F	71-1135	OIL PUMP COMPLETE.
L, T, R, F	83-1576	FRAME COMPLETE.
L, T, R, F	97-3902	FRONT FORK COMPLETE.
L, T, R, F	37-3405	FRONT WHEEL WITH SPINDLE AND BEARINGS.
L, T, R, F	37-3404	FRONT HUB WITH SPINDLE AND BEARINGS.
L, T, R, F	37-3461	FRONT BRAKE ANCHOR PLATE WITH BRAKE DETAILS.
L, T, R, F	68-6145	REAR WHEEL WITH SPINDLE AND BEARINGS.
L, T, R, F	68-6114	REAR HUB WITH SPINDLE AND BEARINGS.

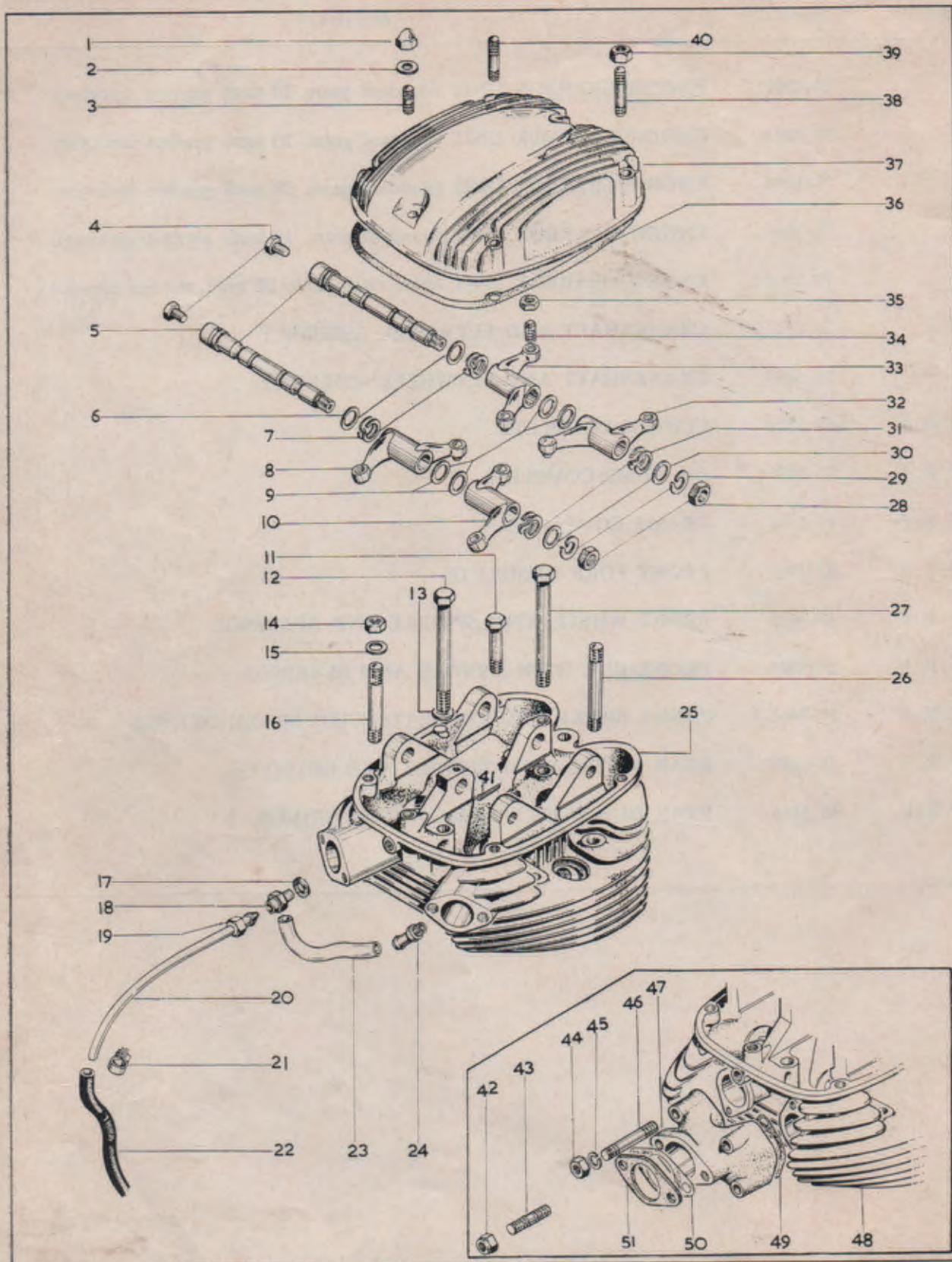


Plate 1

CYLINDER HEAD

Model	Plate Ref.	Spares No.	Description	Per Set
R		00-3170	Decoke gasket set	1
L, T, F		00-3169	Decoke gasket set	1
R		00-3312	Full gasket set	1
L, T, F		00-3311	Full gasket set	1
L, T, R, F	1.	68-0137	Domed nut, rocker box ($\frac{1}{4}$ " British Standard Cycle)	2
L, T, R, F	2.	02-0525	Washer, rocker box studs ($\frac{1}{4}$ " \times $\frac{1}{2}$ " \times .048")	6
L, T, R, F	3.	68-0087	Rocker box stud, rear ($\frac{1}{4}$ " British Standard Cycle/ British Standard Fine \times 29/32")	1
L, T, R, F	3.	68-0876	Rocker box stud, front ($\frac{1}{4}$ " British Standard Cycle/ British Standard Fine \times 1-17/32")	1
L, T, R, F	4.	68-0344	Bolt, rocker spindle ($\frac{1}{4}$ " Whitworth)	2
L, T, R, F	5.	68-0192	Rocker spindle, inlet and exhaust	2
L, T, R, F	6.	40-0158	Thrust washer, rocker	2
L, T, R, F	7.	40-0156	Spring washer, rocker	2
L, T, R, F	8.	68-0147	Inlet rocker (left-hand)	1
L, T, R, F	9.	40-0158	Thrust washer, rocker	4
L, T, R, F	10.	68-0149	Inlet rocker (right-hand)	1
L, T, R, F	11.	67-0283*	Bolt, short, cylinder head ($\frac{3}{8}$ " British Standard Fine \times 1 $\frac{1}{2}$ ")	1
L, T, R, F	12.	68-0337*	Bolt, long, cylinder head, rear ($\frac{3}{8}$ " British Standard Fine \times 4 $\frac{1}{16}$ ")	2
L, T, R, F	13.	02-2138	Washer, head to barrel	2
L, T, R, F	14.	40-0483*	Stud nut, cylinder head ($\frac{3}{8}$ " British Standard Cycle)	4
L, T, R, F	15.	02-2138	Washer, head to barrel ($\frac{3}{8}$ " \times $\frac{3}{4}$ " \times $\frac{1}{16}$ ")	7
L, T, R, F	16.	68-0079*	Stud, short, cylinder head ($\frac{3}{8}$ " British Standard Cycle/ British Standard Fine \times 2-13/16")	2
L, T, R, F	17.	76-0378	Fibre washer, oil feed union	1
L, T, R, F	18.	76-0308	Adaptor, rocker oil feed pipe	1
L, T, R, F	19.	29-2089	Nut, rocker oil feed pipe	1
L, F	20.	68-0927	Rocker oil feed pipe	1
T, R	20.	68-0925	Rocker oil feed pipe	1
L, T, R, F	21.	62-0263	Clip, oil feed pipe	2
L, F	22.	68-0923	Rubber connection, oil feed pipe	1
T, R	22.	68-0924	Rubber connection, oil feed pipe	1
L, F	23.	70-8213	Inlet balance pipe	1
L, F	24.	70-8214	Balance pipe spigot	2
L, F	25.	68-0879	Cylinder head with fixed fittings	1

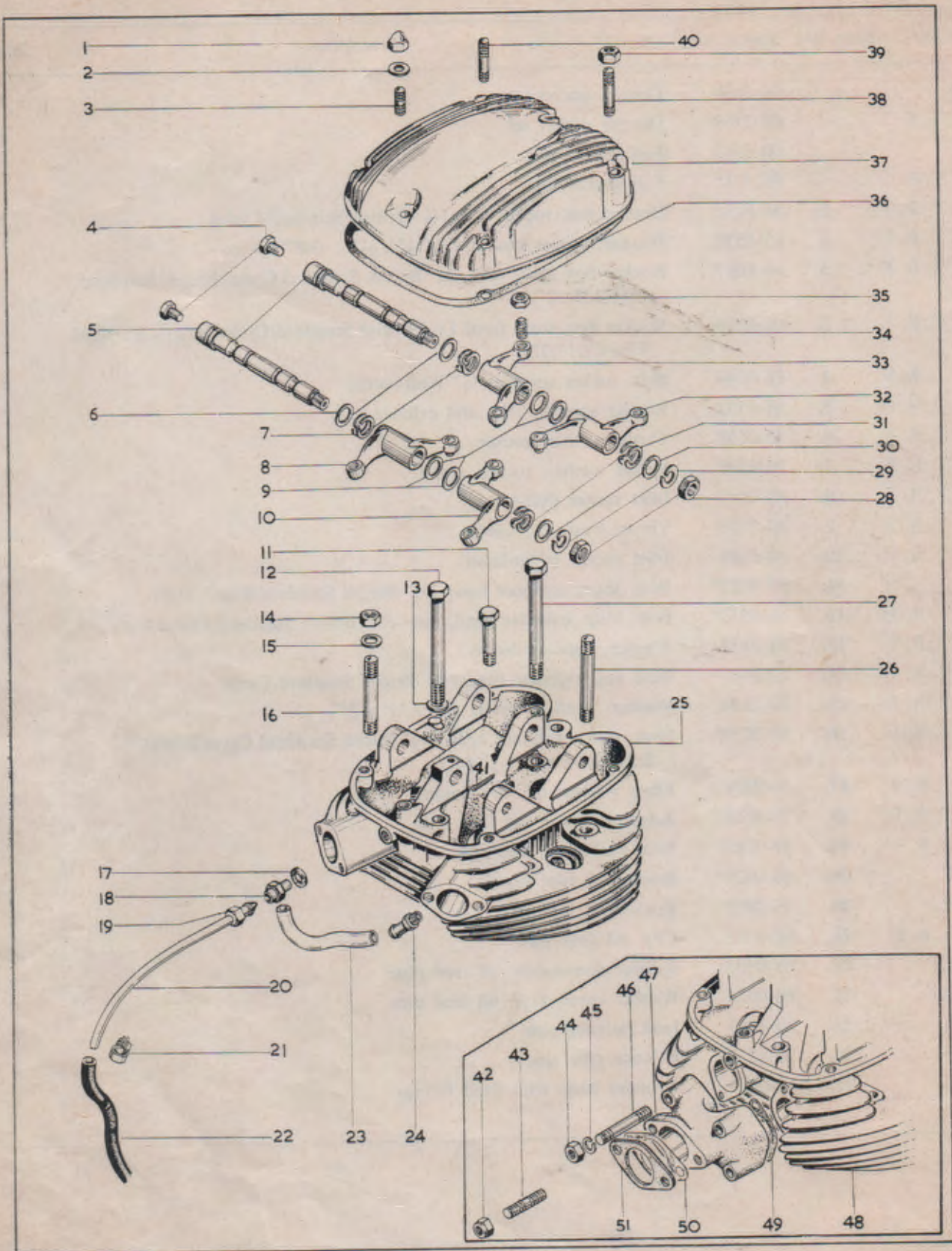


Plate 1—continued

CYLINDER HEAD

Model	Plate Ref.	Spares No.	Description	Per Set
L, T, R, F	26.	68-0081*	Stud, long, cylinder head ($\frac{3}{8}$ " British Standard Cycle/British Standard Fine $\times 3\frac{1}{8}$ ")	2
L, T, R, F	27.	68-0337	Bolt, long, cylinder head, front	2
L, T, R, F	28.	02-0449	Nut, rocker spindle	2
L, T, R, F	29.	02-0522	Washer, rocker spindle ($.390" \times .750" \times .056"$)	2
L, T, R, F	30.	40-0157	Thrust washer, rocker	2
L, T, R, F	31.	40-0156	Spring washer, rocker	2
L, T, R, F	32.	68-0153	Exhaust rocker (right-hand)	1
L, T, R, F	33.	68-0151	Exhaust rocker (left-hand)	1
L, T, R, F	34.	68-0155	Adjuster screw, rocker ($\frac{5}{16}$ " British Standard Cycle)	4
L, T, R, F	35.	24-0563	Adjuster nut, rocker ($\frac{5}{16}$ " British Standard Cycle)	4
L, T, R, F	36.	70-8319	Rocker box gasket	1
L, T, R, F	37.	68-0830	Rocker box cover	1
L, T, R, F	38.	68-0138	Stud, long, rocker box ($\frac{1}{4}$ " British Standard Fine/ British Standard Cycle)	2
L, T, R, F	39.	02-2395	Stud nut, rocker box ($\frac{1}{4}$ " British Standard Cycle)	4
L, T, R, F	40.	68-0143	Stud, short, rocker box ($\frac{1}{4}$ " British Standard Fine/ British Standard Cycle)	2
L, T, R, F	41.	60-2684	Oilway split pin	1
T, R	42.	42-4476	Nut, carburetter mounting ($\frac{5}{16}$ " British Standard Cycle)	2
T, R	43.	68-0018	Stud, carburetter mounting ($\frac{5}{16}$ " British Standard Fine/British Standard Cycle)	2
T, R	44.	40-3226	Nut, manifold to head ($\frac{1}{4}$ " British Standard Cycle)	4
T, R	45.	24-0978	Washer for nut, line 44 ($\frac{1}{4}" \times 7/16" \times .040"$)	4
T, R	46.	68-0067	Stud, manifold to head ($\frac{1}{4}$ " British Standard Fine/British Standard Cycle)	4
R	47.	68-0223	Inlet manifold	1
T	47.	68-0224	Inlet manifold	1
R	48.	68-0881	Cylinder head with fixed fittings	1
T	48.	68-0844	Cylinder head with fixed fittings	1
T, R	49.	68-0071	Gasket, manifold to head	2
T, R	50.	65-1417	Gasket, carburetter to manifold	1
T, R	51.	70-7821	Insulating washer, carburetter	1

*Special material: 4.—EN14B. 11.—EN15. 12.—EN14B. 14.—EN14B. 16.—EN15. 26.—EN15.

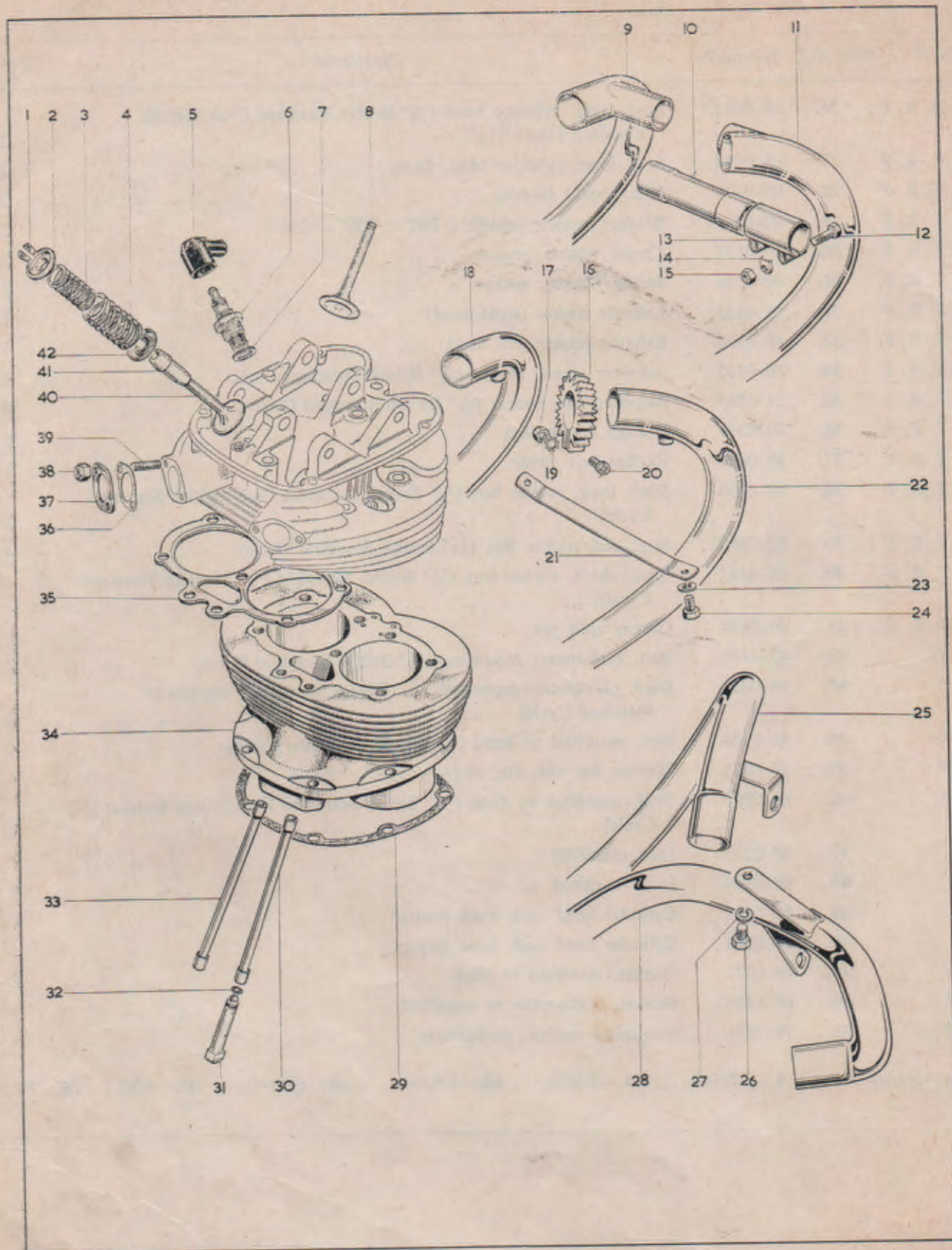
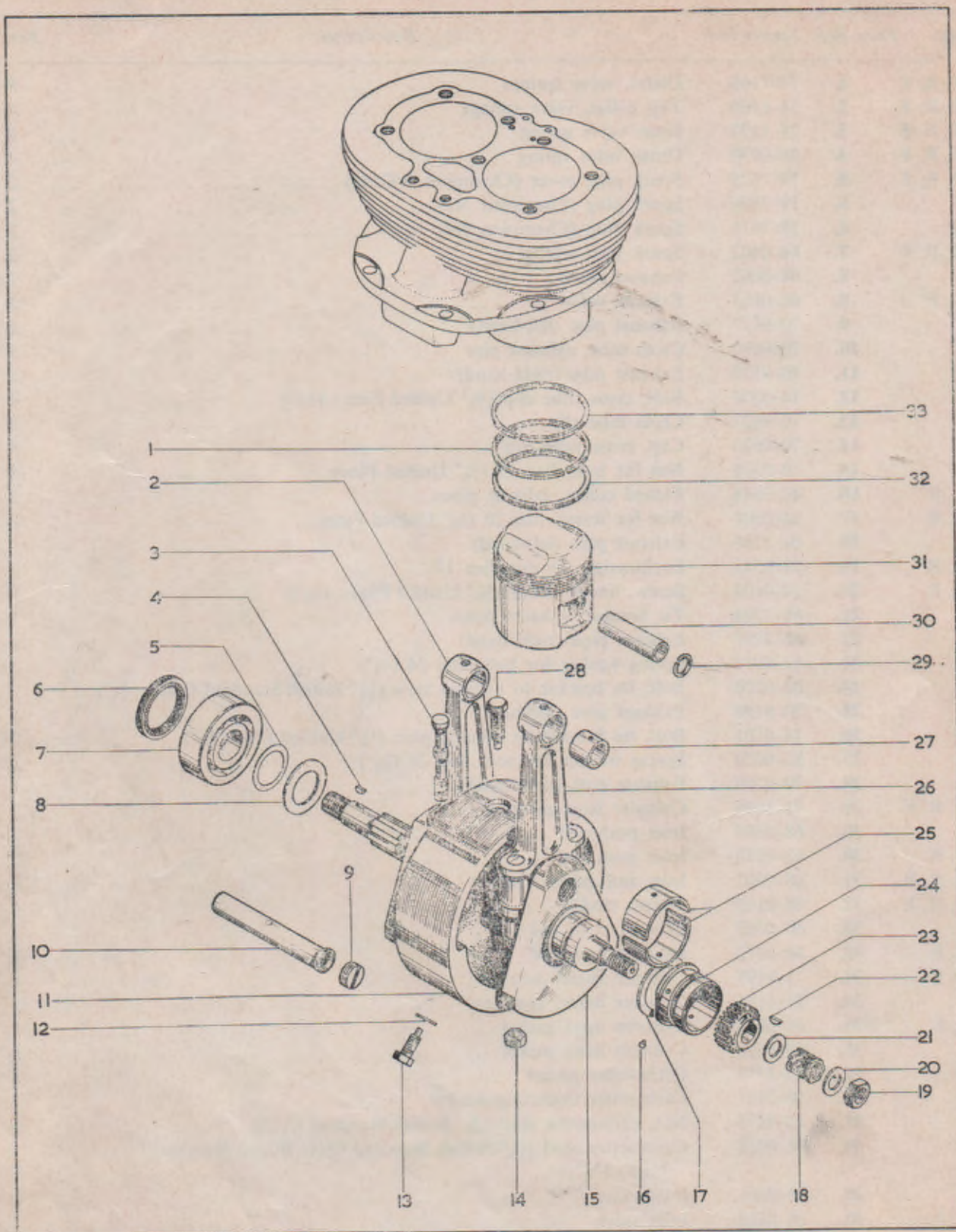


Plate 2

CYLINDER BARREL, EXHAUST PIPES, VALVES

Model	Plate Ref.	Spares No.	Description	Per Set
L, T, R, F	1.	71-1166	Collet, valve springs	8
L, T, R, F	2.	71-1165	Top collar, valve springs	4
L, T, R, F	3.	71-1177	Inner valve spring	4
L, T, R, F	4.	68-0930	Outer valve spring	4
L, T, R, F	5.	19-7625	Spark plug cover (Champion WC548)	2
L, F	6.	19-7606	Spark plug (Champion N3)	2
T, R	6.	19-7616	Spark plug (Champion N4)	2
L, T, R, F	7.	66-0102	Spark plug washer	2
R	8.	68-0662	Exhaust valve	2
L, T, F	8.	68-0663	Exhaust valve	2
L, T	9.	70-9127	Exhaust pipe (left-hand)	1
L, T	10.	70-9890	Cross tube, exhaust pipe	1
L, T	11.	70-9130	Exhaust pipe (right-hand)	1
L, T	12.	14-0204	Bolt, cross tube clip ($\frac{1}{4}$ " Unified Fine $\times 1\frac{3}{8}$ ")	4
L, T	13.	70-9627	Cross tube clip	2
L, T	14.	70-9626	Cap, cross tube clip	8
L, T	15.	14-0301	Nut for bolt, line 12 ($\frac{1}{4}$ " Unified Fine)	4
L, T, R	16.	42-2848	Finned collar, exhaust pipes	2
L, T, R	17.	14-0301	Nut for screw, line 20 ($\frac{1}{4}$ " Unified Fine)	2
R	18.	68-2789	Exhaust pipe (left-hand)	1
L, T, R	19.	29-0541	Lockwasher for nut, line 17	2
L, T, R	20.	14-0609	Screw, finned collar ($\frac{1}{4}$ " Unified Fine $\times 1\frac{1}{4}$ ")	2
R	21.	68-2794	Tie bracket, exhaust pipes	1
R	22.	68-2791	Exhaust pipe (right-hand)	1
R	23.	82-9020	Spring washer for bolt, line 24 ($\frac{1}{4}$ ")	2
R	24.	02-0220	Bolt, tie bracket to exhaust pipe ($\frac{1}{4}$ " British Standard Cycle $\times \frac{3}{8}$ ")	2
F	25.	70-9198	Exhaust pipe (left-hand)	1
F	26.	14-0101	Bolt, tie bracket to exhaust pipe ($\frac{1}{4}$ " Unified Fine $\times \frac{1}{2}$ ")	2
F	27.	82-9020	Spring washer for bolt, line 26 ($\frac{1}{4}$ ")	2
F	28.	70-9200	Exhaust pipe (right-hand)	1
L, T, R, F	29.	71-1036	Cylinder base gasket	1
R	30.	68-0365	Inlet push rod	2
L, T, F	30.	68-0370	Inlet push rod	2
L, T, R, F	31.	68-0362	Inlet and exhaust tappet	4
L, T, R, F	32.	68-0163	Tappet circlip	4
R	33.	68-0367	Exhaust push rod	2
L, T, F	33.	68-0372	Exhaust push rod	2
L, T, F	34.	71-1195	Cylinder barrel complete	1
R	34.	71-1196	Cylinder barrel complete	1
L, T, F	35.	68-0827	Cylinder head gasket	1
R	35.	68-0828	Cylinder head gasket	1
L, F	36.	65-1417	Carburettor gasket	2
L, F	37.	70-7821	Carburettor insulating washer	2
L, F	38.	42-4476	Nut, carburettor stud ($\frac{5}{16}$ " British Standard Cycle)	4
L, F	39.	68-0018	Carburettor stud ($\frac{5}{16}$ " British Standard Cycle/British Standard Fine $\times 1\frac{3}{8}$ ")	4
R	40.	68-0661	Inlet valve	2
L, T, F	40.	68-0665	Inlet valve	2
L, T, R, F	41.	68-0809	Valve guide, inlet and exhaust	4
L, T, R, F	42.	68-0931	Bottom cup, valve spring	4

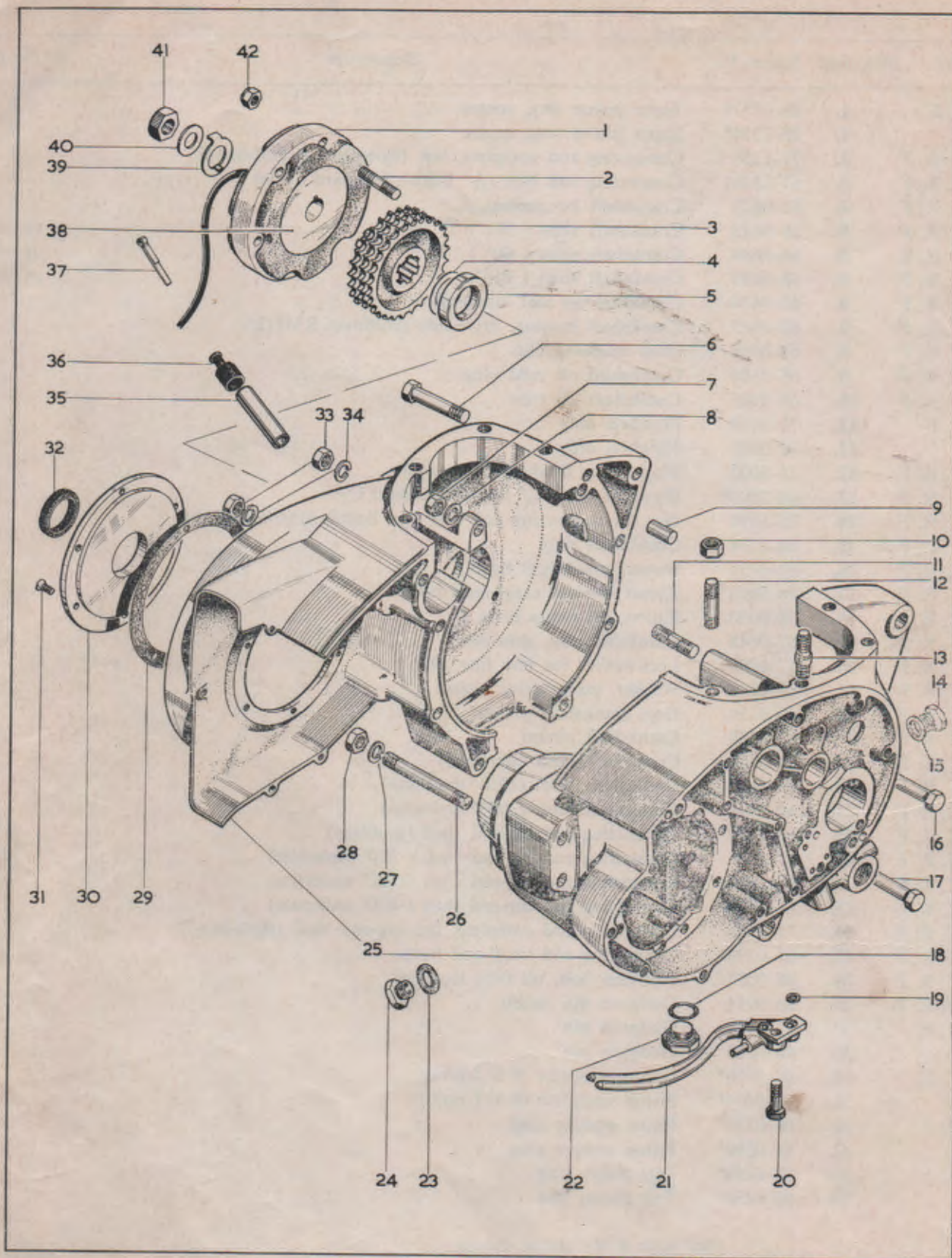


CRANKSHAFT

Model	Plate Ref.	Spares No.	Description	Per Set
L, T, F	1.	68-0357*	Taper piston ring, centre	2
R	1.	68-0354*	Taper piston ring, centre	2
L, T, R, F	2.	71-1106	Connecting rod complete, less big-end shell (left-hand) ..	1
L, T, R, F	3.	67-1536†	Connecting rod bolt ($\frac{5}{16}$ " British Standard Cycle) ..	4
L, T, R, F	4.	41-0673	Crankshaft key, rotor	1
L, T, R, F	5.	68-0633	Crankshaft shim (.003")	as reqd.
L, T, R, F	5.	68-0634	Crankshaft shim (.005")	as reqd.
L, T, R, F	5.	68-0635	Crankshaft shim (.010")	as reqd.
L, T, R, F	6.	67-0674	Crankcase oil seal, drive-side	1
L, T, R, F	7.	68-0625	Crankshaft bearing, drive-side (Hoffman RM11L) ..	1
L, T, R, F	8.	68-0638	Shim retaining clip	1
L, T, R, F	9.	68-0184	Crankshaft oil tube plug	1
L, T, R, F	10.	68-0185	Crankshaft oil tube	1
L, T, F	11.	71-1153	Flywheel only	1
R	11.	68-0580	Flywheel only	1
L, T, R, F	12.	71-1003	Washer for flywheel bolts ($\frac{3}{8}$ ")	3
L, T, R, F	13.	68-0580†	Flywheel bolt ($\frac{3}{8}$ " British Standard Cycle) ..	2
L, T, R, F	14.	75-6594	Nut for connecting rod bolt ($\frac{5}{16}$ " British Standard Cycle) ..	4
L, T, R, F	15.	68-0734	Crankshaft only	1
L, T, R, F	16.	67-0793	Dowel, crankshaft bush	1
L, T, R, F	17.	68-0685	Thrust washer, crankshaft bush	1
L, T, R, F	19.	68-0050	Pinion, oil pump drive	1
L, T, R, F	19.	67-0643	Crankshaft nut, gear-side	1
L, T, R, F	20.	67-0644	Lockwasher for nut, line 19	1
L, T, R, F	21.	67-0645	Washer, pump drive pinion	1
L, T, R, F	22.	40-3150	Key, crankshaft pinion	1
L, T, R, F	23.	67-0339	Crankshaft pinion	1
L, T, R, F	24.	68-0657	Crankshaft bush (standard)	1
L, T, R, F	24.	68-0647	Crankshaft bush (.010" undersize)	1
L, T, R, F	24.	68-0648	Crankshaft bush (.020" undersize)	1
L, T, R, F	25.	67-1430	Connecting rod big-end shell (standard)	4
L, T, R, F	25.	67-1431	Connecting rod big-end shell (.010" undersize)	4
L, T, R, F	25.	67-1432	Connecting rod big-end shell (.020" undersize)	4
L, T, R, F	25.	67-1433	Connecting rod big-end shell (.030" undersize)	4
L, T, R, F	26.	71-1105	Connecting rod complete, less big-end shell (right-hand) ..	1
L, T, R, F	27.	67-0298	Connecting rod small-end bush	2
L, T, R, F	28.	68-0581	Flywheel bolt, oil tube location	1
L, T, R, F	29.	66-0954	Gudgeon pin circlip	4
L, T, F	30.	65-0440	Gudgeon pin	2
R	30.	68-0263	Gudgeon pin	2
L, T, F	31.	68-0906*	Piston complete (9 to 1 ratio)	2
R	31.	68-0434*	Piston complete (9 to 1 ratio)	2
L, T, F	32.	68-0259*	Piston scraper ring	2
R	32.	68-0299*	Piston scraper ring	2
L, T, F	33.	68-0256*	Top piston ring	2
R	33.	68-0296*	Top piston ring	2

*See page 4 for piston details.

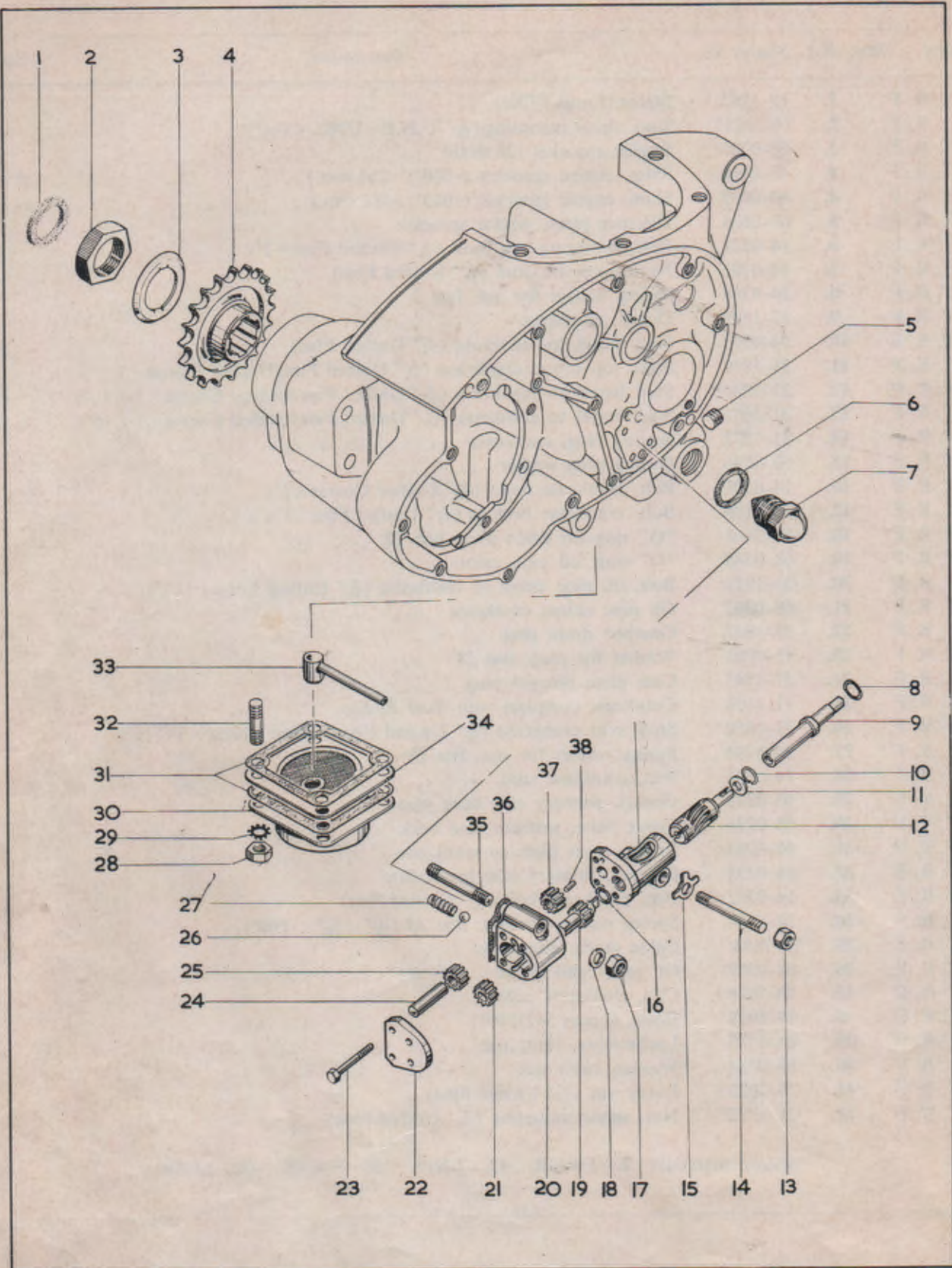
†Special material: 3.—EN24. 13.—EN24.



CRANKCASE

Model	Plate Ref.	Spares No.	Description	Per Set
L, T, R, F	1.	19-1262	Stator (Lucas 47205)	1
L, T, R, F	2.	14-1621*	Stud, stator mounting ($\frac{5}{16}$ " U.N.F. /UNC. $\times 1\frac{1}{2}$ ")	3
L, T, R, F	3.	68-0205	Engine sprocket (28 teeth)	1
L, T, R, F	4.	40-0066	Shim, engine sprocket ($\cdot 010$ "; $\cdot 254$ mm.)	as reqd.
L, T, R, F	4.	40-0069	Shim, engine sprocket ($\cdot 015$ "; $\cdot 381$ mm.)	as reqd.
L, T, R, F	5.	68-0688	Distance piece, engine sprocket	1
L, T, R, F	6.	14-0221	Bolt, crankcase top frant ($\frac{5}{16}$ " Unified Fine $\times 2$ ")	2
L, T, R, F	7.	14-0302	Nut, crankcase stud ($\frac{5}{16}$ " Unified Fine)	1
L, T, R, F	8.	24-8784	Spring washer for nut, line 7	1
L, T, R, F	9.	27-1589	Dowel, crankcase	1
L, T, R, F	10.	14-0302	Nut, barrel to crankcase ($\frac{5}{16}$ " Unified Fine)	8
L, T, R, F	11.	21-1849	Stud, top centre crankcase ($\frac{5}{16}$ " Unified Fine/Unified Coarse $\times 1\frac{1}{2}$ ")	1
L, T, R, F	12.	21-2000*	Stud barrel to crankcase ($\frac{5}{16}$ " Unified Fine/Unified Coarse $\times 1-7/16$ ")	6
L, T, R, F	13.	21-2001*	Stud barrel to crankcase ($\frac{5}{16}$ " Unified Fine/Unified Coarse $\times 1-7/16$ ")	2
L, T, R, F	14.	21-1872	Sealing plug, crankcase	1
L, T, R, F	15.	70-8896	Sealing plug washer	1
L, T, R, F	16.	14-6221	Bolt, crankcase front ($\frac{5}{16}$ " Unified Coarse $\times 2$ ")	2
L, T, R, F	17.	14-0226	Bolt, crankcase bottom ($\frac{5}{16}$ " Unified Fine $\times 3\frac{1}{4}$ ")	1
L, T, R, F	18.	68-3168	"O" ring for drain plug, line 22	1
L, T, R, F	19.	68-0588	"O" ring, oil pipe union	2
L, T, R, F	20.	21-1973	Bolt, oil pipe union to crankcase ($\frac{5}{16}$ " Unified Coarse $\times \frac{7}{8}$ ")	1
L, T, R, F	21.	68-0942	Oil pipe union, crankcase	1
L, T, R, F	22.	21-1857	Gearbox drain plug	1
L, T, R, F	23.	15-0203	Washer for plug, line 24	1
L, T, R, F	24.	57-3745	Cam plate plunger plug	1
L, T, R, F	25.	71-1108	Crankcase complete with fixed fittings	1
L, T, R, F	26.	21-1850	Stud, rear crankcase ($\frac{5}{16}$ " Unified Fine/Unified Coarse $\times 3-7/16$ ")	3
L, T, R, F	27.	24-8784	Spring washer for nut, line 28	3
L, T, R, F	28.	14-0302	Nut, crankcase stud	3
L, T, R, F	29.	40-0241	Gasket, primary case back plate	1
L, T, R, F	30.	68-0236	Cover plate, primary case back	1
L, T, R, F	31.	40-0246	Screw, cover plate to crankcase	6
L, T, R, F	32.	68-0235	Oil seal, primary case back plate	1
L, T, R, F	33.	14-0302	Nut, crankcase bolt ($\frac{5}{16}$ " Unified Fine)	2
L, T, R, F	34.	24-8784	Spring washer for nut, line 33 ($\frac{5}{16}$ " $\times \frac{5}{8}$ " $\times \cdot 040$ ")	4
L, T, R, F	35.	70-7844	Cable guide, alternator	1
L, T, R, F	36.	68-0209	Oil seal, cable guide	1
L, T, R, F	37.	70-7878	Clip, alternator cable	1
L, T, R, F	38.	19-8019	Rotor (Lucas 54213901)	1
L, T, R, F	39.	68-0325	Lockwasher, rotor nut	1
L, T, R, F	40.	68-0324	Washer, rotor nut	1
L, T, R, F	41.	29-2023	Rotor nut ($\frac{5}{8}$ " Unified Fine)	1
L, T, R, F	42.	21-1852*	Nut, stator mounting ($\frac{5}{16}$ " Unified Fine)	3

*Special material: 2.—EN16R. 12.—EN15. 13.—EN14B. 42.—EN8R.

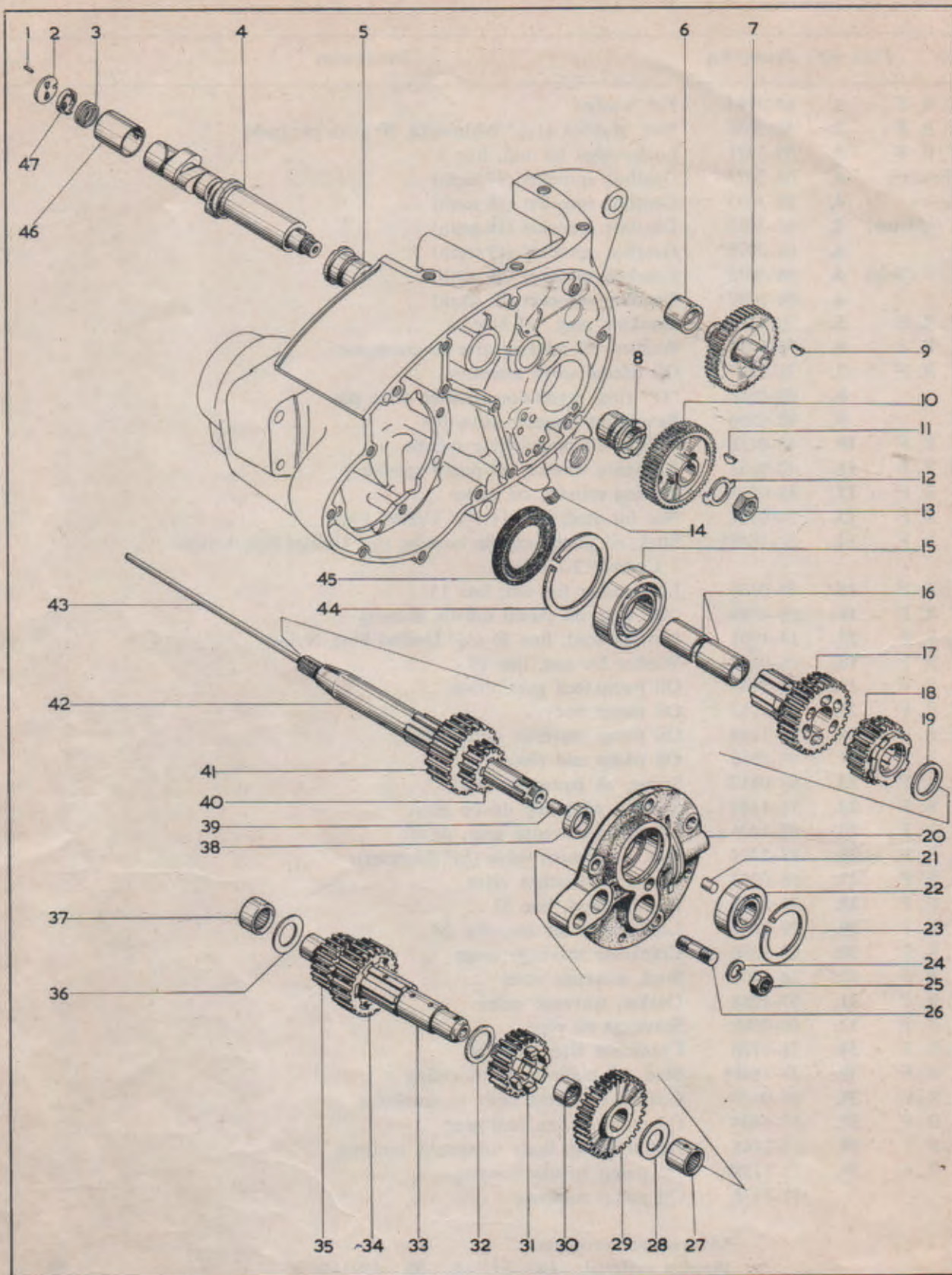


OIL PUMP, GEARBOX SPROCKET

Model	Plate Ref.	Spares No.	Description	Per Set
L, T, R, F	1.	68-3194	Felt washer	1
L, T, R, F	2.	40-3051	Nut, gearbox (1 $\frac{3}{16}$ " Whitworth, 20 turns per inch)	1
L, T, R, F	3.	40-3121	Lockwasher for nut, line 2	1
R (Sidecar)	4.	68-3072	Gearbox sprocket (17 teeth)	1
R (Solo)	4.	68-3093	Gearbox sprocket (18 teeth)	1
L, T (Sidecar)	4.	68-3093	Gearbox sprocket (18 teeth)	1
	4.	68-3078*	Gearbox sprocket (19 teeth)	1
L, T, F (Solo)	4.	68-3073	Gearbox sprocket (20 teeth)	1
	4.	68-3089*	Gearbox sprocket (21 teeth)	1
L, T, R, F	5.	70-9526	Blanking plug, oil hole	2
L, T, R, F	6.	70-9737	Washer, oil release valve to crankcase	1
L, T, R, F	7.	71-1327	Oil release valve assembly	1
L, F	8.	68-0588	"O" ring, revolution counter drive pin	1
L, F	9.	68-0586	Revolution counter drive pin	1
L, T, R, F	10.	42-0158	Circlip, oil pump drive spindle	1
L, T, R, F	11.	42-0157	Retaining washer, oil pump spindle	1
L, T, R, F	12.	68-0310	Driving spindle, oil pump	1
L, T, R, F	13.	14-0301	Nut for stud, line 14 (1/4" Unified Fine)	1
L, T, R, F	14.	21-1848†	Stud, oil pump spindle housing (1/4" Unified Fine/Unified Coarse \times 2-7/16")	1
L, T, R, F	15.	76-0138	Lockwasher for nut, line 13	1
L, T, R, F	16.	68-0289	"O" ring, oil pump spindle housing	1
L, T, R, F	17.	14-1901	Nut for stud, line 36 (1/4" Unified Fine, Nyloc)	2
L, T, R, F	18.	68-0938	Washer for nut, line 17	2
L, T, R, F	19.	71-1145	Oil pump feed gear, driver	1
L, T, R, F	20.	71-1137	Oil pump body	1
L, T, R, F	21.	71-1144	Oil pump scavenge gear, driver	1
L, T, R, F	22.	68-0936	Oil pump end plate	1
L, T, R, F	23.	68-0937	Screw, oil pump end plate	4
L, T, R, F	24.	71-1146	Spindle, oil pump driven gears	1
L, T, R, F	25.	67-1406	Oil pump scavenge gear, driven	1
L, T, R, F	26.	97-2704	Ball, non-return valve (1/4" diameter)	1
L, T, R, F	27.	68-0353	Spring, non-return valve	1
L, T, R, F	28.	14-0301	Nut for stud, line 32	4
L, T, R, F	29.	29-0541	Lockwasher for nut, line 28	4
L, T, R, F	30.	67-1286	Crankcase scavenge cover	1
L, T, R, F	32.	14-1401	Stud, scavenge cover	4
L, T, R, F	31.	67-1288	Gasket, scavenge cover	2
L, T, R, F	33.	68-0560	Scavenge oil pipe	1
L, T, R, F	34.	71-1126	Crankcase filter assembly	1
L, T, R, F	35.	21-1848†	Stud, oil pump body mounting	1
L, T, R, F	36.	68-0939	Gasket, oil pump body to crankcase	1
L, T, R, F	37.	67-1404	Oil pump driven feed gear	1
L, T, R, F	38.	71-1148	Dowel, pump body to spindle housing	2
L, T, R, F	39.	71-1138	Oil pump spindle housing	1
		71-1135	Oil pump complete	1

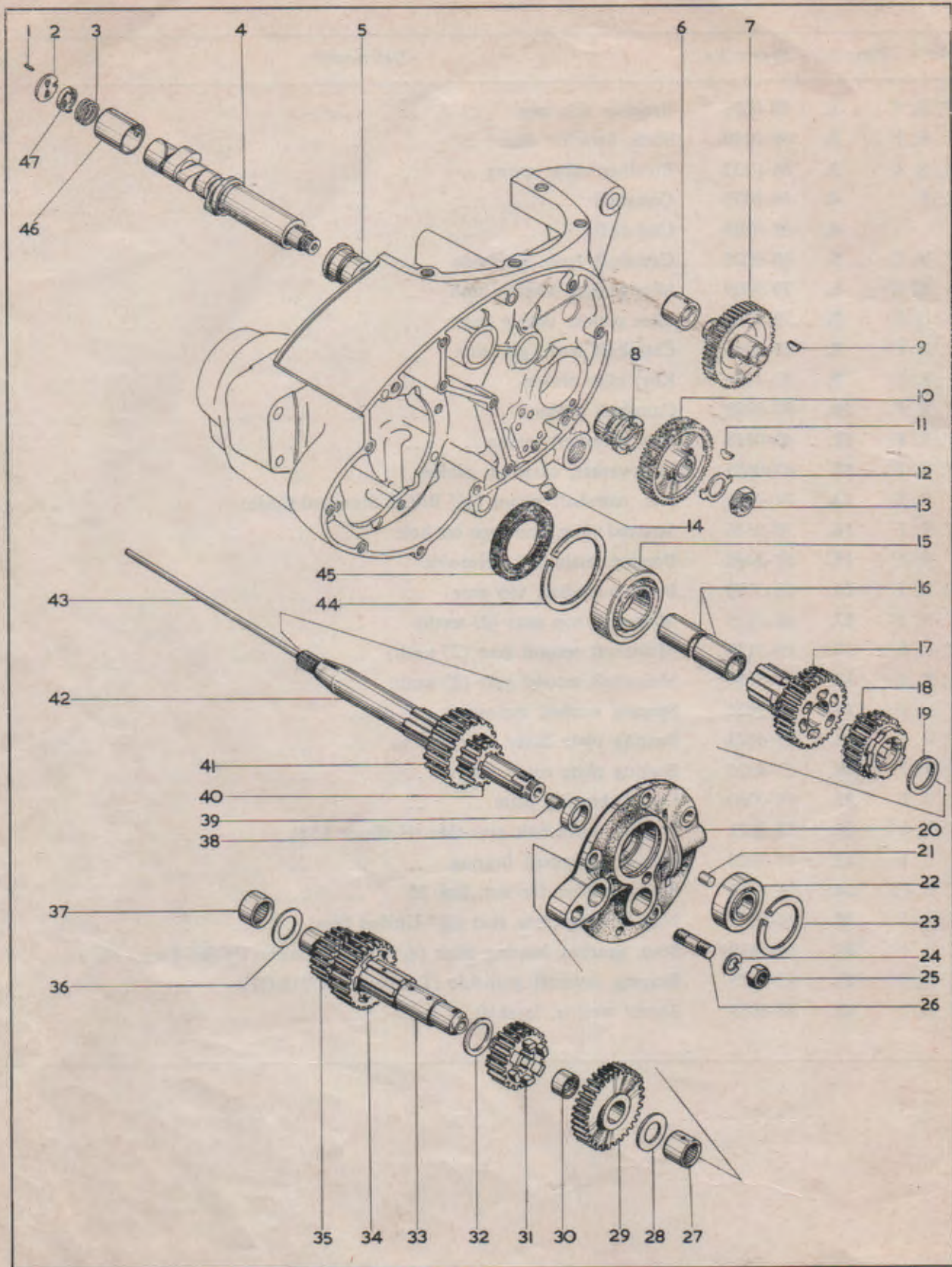
*Alternative sprockets.

†Special material: 14.—EN14B. 35.—EN14B.



GEAR CLUSTER, CAMSHAFT

Model	Plate Ref.	Spares No.	Description	Per Set
L, T, R, F	1.	40-0028	Breather disc peg	1
L, T, R, F	2.	68-0130	Static breather disc	1
L, T, R, F	3.	68-0132	Breather valve spring	1
L, T, F	4.	68-0473	Camshaft	1
R	4.	68-0103	Camshaft	1
L, T, R, F	5.	68-0025	Camshaft bush, gear-side	1
L, T, R, F	6.	70-9809	Idler pinion bearing bush	1
L, T, R, F	7.	70-9104	Idler pinion, timing gear	1
L, T, R, F	8.	68-0025	Camshaft bush, gear-side	1
L, T, R, F	9.	27-1386	Key, idler pinion	1
L, T, R, F	10.	67-0338	Camshaft pinion	1
L, T, R, F	11.	40-0118	Key, camshaft pinion	1
L, T, R, F	12.	67-0685	Lockwasher, camshaft pinion	1
L, T, R, F	13.	24-7000	Nut, camshaft pinion ($\frac{1}{2}$ " British Standard Cycle)	1
L, T, R, F	14.	70-9526	Screwed plug, scavenge oil hole	2
L, T, R, F	15.	57-0448	Bearing, mainshaft drive-side	1
L, T, R, F	16.	68-3178	Bush, mainshaft top gear	2
L, T, R, F	17.	68-3115	Mainshaft top gear (23 teeth)	1
L, T, R, F	18.	68-3120	Mainshaft second gear (23 teeth)	1
L, T, R, F	18.	68-3114*	Mainshaft second gear (23 teeth)	1
L, T, R, F	19.	68-3021	Spacing washer, mainshaft	1
L, T, R, F	20.	57-4023	Bearing plate cover with fittings	1
L, T, R, F	20.	57-4025	Bearing plate cover only	1
L, T, R, F	21.	68-0030	Dowel, bearing plate	1
L, T, R, F	22.	57-3621	Bearing, mainshaft gear-side (Hoffman LS8)	1
L, T, R, F	23.	67-3028	Circlip, mainshaft bearing	1
L, T, R, F	24.	24-8784	Spring washer for nut, line 25	5
L, T, R, F	25.	14-0302	Nut, bearing plate stud ($\frac{5}{16}$ " Unified Fine)	5
L, T, R, F	26.	14-1619†	Stud, gearbox bearing plate ($\frac{5}{16}$ " Unified Coarse/Unified Fine $\times 1\frac{1}{4}$ ")	5
L, T, R, F	27.	42-3075	Bearing, layshaft gear-side (Torington B1212-OH)	1
L, T, R, F	28.	42-3079	Thrust washer, layshaft	1

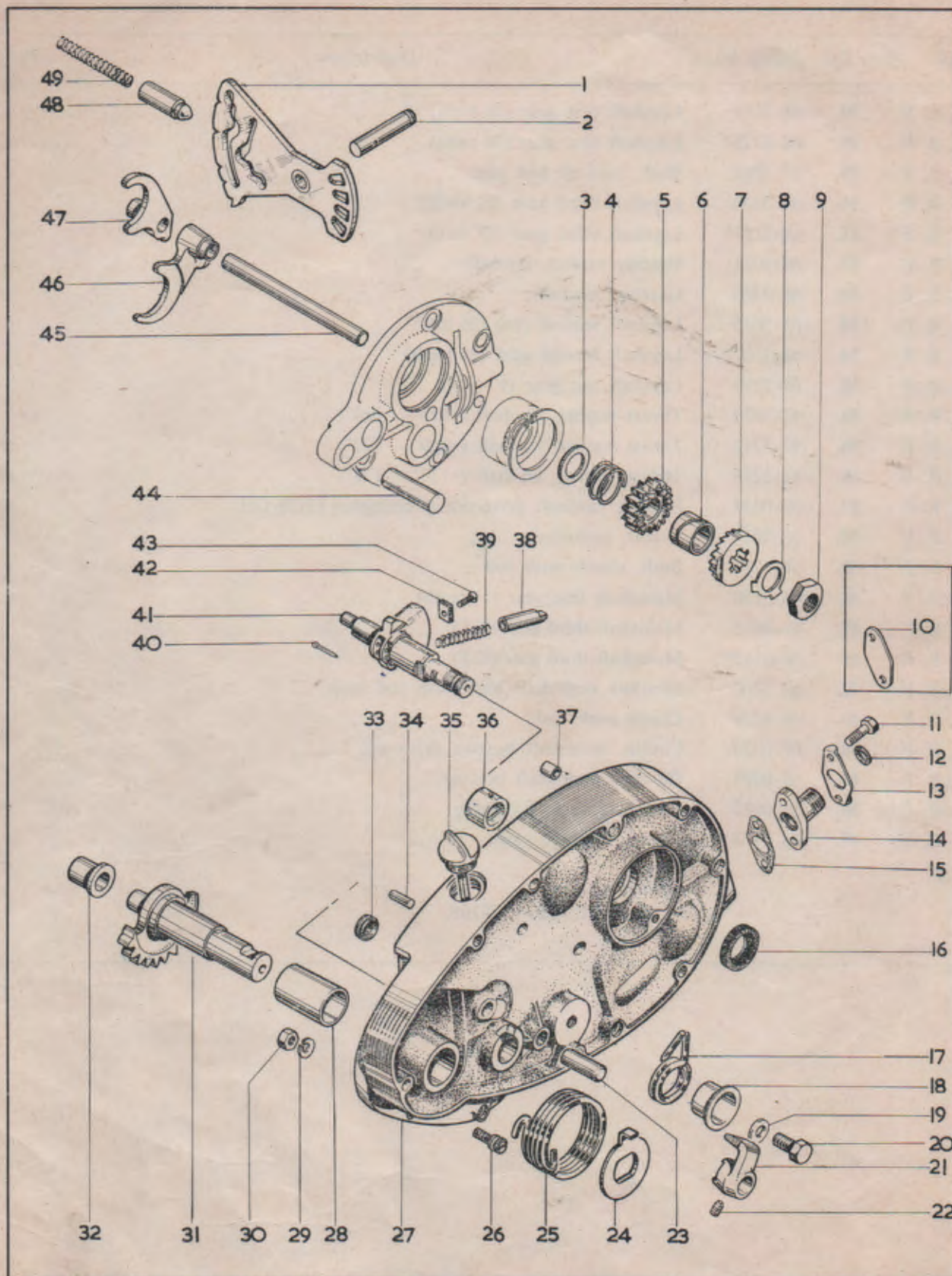


GEAR CLUSTER, CAMSHAFT

Model	Plate Ref.	Spares No.	Description	Per Set
L, T, R, F	29.	68-3151	Layshaft first gear (26 teeth)	1
L, T, R, F	29.	68-3128*	Layshaft first gear (24 teeth)	1
L, T, R, F	30.	67-3093	Bush, layshaft first gear	1
L, T, R, F	31.	68-3120	Layshaft third gear (22 teeth)	1
L, T, R, F	31.	68-3181*	Layshaft third gear (18 teeth)	1
L, T, R, F	32.	68-3021	Spacing washer, layshaft	1
L, T, R, F	33.	68-3303	Gearbox layshaft	1
L, T, R, F	34.	68-3015	Layshaft second gear (26 teeth)	1
L, T, R, F	34.	68-3107*	Layshaft second gear (25 teeth)	1
L, T, R, F	35.	68-3299	Layshaft top gear (17 teeth)	1
L, T, R, F	36.	42-3079	Thrust washer, layshaft (.113"—.115")	as reqd.
L, T, R, F	36.	42-3212	Thrust washer, layshaft (.120"—.122")	as reqd.
L, T, R, F	36.	42-3213	Thrust washer, layshaft (.127"—.129")	as reqd.
L, T, R, F	37.	68-0034	Bearing, layshaft drive-side (Torrington 12121-OH)	1
L, T, R, F	38.	68-3019	Spacer, mainshaft	1
L, T, R, F	39.	68-3027	Bush, clutch push rod	1
L, T, R, F	40.	68-3150	Mainshaft first gear (14 teeth)	1
L, T, R, F	41.	68-3015	Mainshaft third gear (26T)	1
L, T, R, F	41.	68-3182*	Mainshaft third gear (22T)	1
L, T, R, F	42.	68-3100	Gearbox mainshaft with push rod bush	1
L, T, R, F	43.	68-3229	Clutch push rod	1
L, T, R, F	44.	68-0024	Circlip, mainshaft bearing drive-side	1
L, T, R, F	45.	68-0027	Oil seal, mainshaft bearing	1
L, T, R, F	46.	68-0022	Camshaft bush, drive-side	1
L, T, R, F	47.	68-0131	Rotary breather valve	1

*Close ratio gears.

†Special material: 26.—EN16R.



Model	Plate Ref.	Spares No.	Description	Per Set
L, T, R, F	1.	57-4026	Gearchange cam plate	1
L, T, R, F	2.	68-3045	Cam plate pivot	1
L, T, R, F	3.	67-3161	Thrust washer, kickstart ratchet	1
L, T, R, F	4.	67-3162	Spring, kickstart ratchet	1
L, T, R, F	5.	68-3095	Kickstart ratchet pinion	1
L, T, R, F	6.	67-3169	Bush, kickstart ratchet pinion	1
L, T, R, F	7.	68-3056	Kickstart ratchet	1
L, T, R, F	8.	68-3301	Lockwasher, kickstart assembly	1
L, T, R, F	9.	67-3163*	Nut, kickstart assembly (9/16" British Standard Cycle)	1
T, R	10.	42-0166	Cover plate, inner timing cover	1
L, T, R, F	11.	21-5370	Bolt for adaptor, line 14 (2 British Association $\times 9/16"$)	2
L, F	12.	24-0036	Sealing washer, revolution counter cable	1
L, T, R, F	13.	68-0982	Lockwasher for bolt, line 11	1
L, F	14.	68-0585	Adaptor for revolution counter cable	1
L, T, R, F	15.	68-0589	Gasket for adaptor, line 14, or cover, line 10	1
L, T, R, F	16.	76-0291	Oil seal, idler pinion spindle	1
L, T, R, F	17.	57-4009	Return spring, gearchange	1
L, T, R, F	18.	57-4008	Cup, gearchange return spring	1
L, T, R, F	19.	02-0923	Washer, gearchange return spring	1
L, T, R, F	20.	14-7819	Bolt, gearchange return spring	1
L, T, R, F	21.	57-4028	Stop plate, gearchange spring	1
L, T, R, F	22.	68-3118	Grub-screw for stop plate, line 21	1
L, T, R, F	23.	68-3058	Anchor peg, gearchange spring	2
L, T, R, F	24.	68-3054	Spring plate, kickstart	1
L, T, R, F	25.	68-3053	Kickstart return spring	1
L, T, R, F	26.	68-3055	Anchor peg, kickstart spring	1
L, T, R, F	27.	71-1118	Inner timing cover with fixed fittings	1
L, T, R, F	28.	68-0213	Bush, kickstart spindle, timing cover	1
L, T, R, F	29.	24-0978	Spring washer for nut, line 27	1
L, T, R, F	30.	02-2395	Nut, kickstart spring anchor peg ($1/4"$ British Standard Cycle)	1
L, T, R, F	31.	68-3049	Kickstart spindle complete	1
L, T, R, F	32.	68-3005	Bush, kickstart spindle	1
L, T, R, F	33.	40-0705	Grommet for contact breaker leads	1
L, T, R, F	34.	40-0394	Dowel, inner cover to case	2
L, T, R, F	35.	68-0865	Dipstick, inner timing cover	1
L, T, R, F	36.	70-9809	Bush, idler pinion spindle	1
L, T, R, F	37.	66-3074	Dowel, inner cover to case	2
L, T, R, F	38.	68-3096	Plunger, gearchange quadrant	2
L, T, R, F	39.	68-3076	Spring, gearchange quadrant plunger	2
L, T, R, F	40.	60-2721	Split pin, quadrant plunger spring ($3/32" \times 5/8"$)	2
L, T, R, F	41.	68-3294	Gearchange quadrant complete	1
L, T, R, F	42.	57-2630	Retainer, gearchange plunger	1
L, T, R, F	43.	40-3323	Screw, plunger retainer (5 British Association $\times \frac{5}{16}"$)	1
L, T, R, F	44.	68-3180	Kickstart quadrant stop	1
L, T, R, F	45.	68-3036	Spindle, selector forks	1
L, T, R, F	46.	68-3160	Selector fork, layshaft	1
L, T, R, F	47.	68-3158	Selector fork, mainshaft	1
L, T, R, F	48.	68-0098	Plunger, gearchange cam plate	1
L, T, R, F	49.	68-0101	Spring, cam plate plunger	1

*Special material: 9.—EN15.

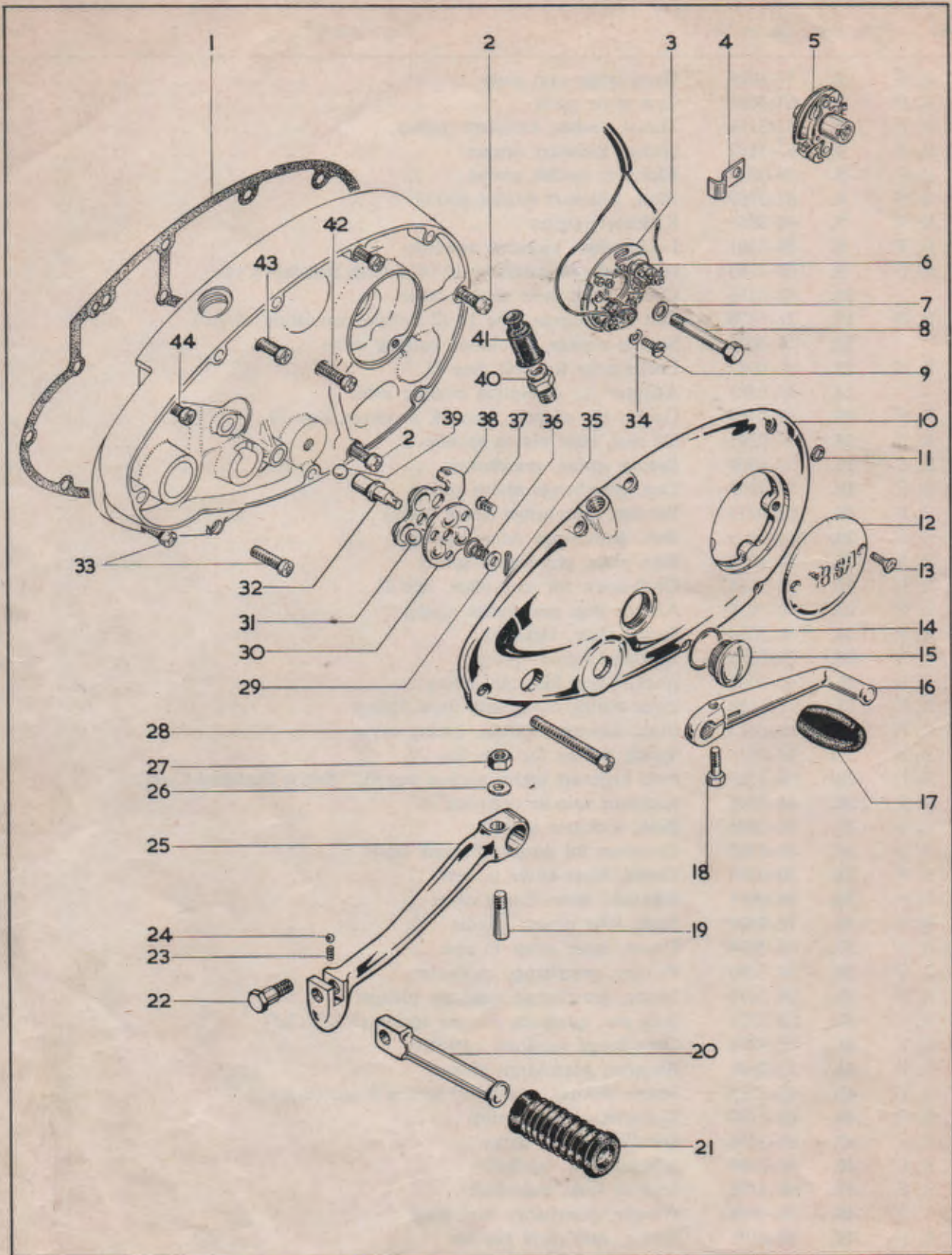


Plate 8

OUTER TIMING COVER, KICKSTART AND FOOTCHANGE

Model	Plate Ref.	Spares No.	Description	Per Set
L, T, R, F	1.	70-7853	Gasket, inner timing cover	1
L, T, R, F	2.	14-6613	Screw, long, inner timing cover ($\frac{1}{4}$ " Unified Coarse $\times 2\frac{1}{4}$ ")	3
L, T, R, F	3.	19-1841	Contact breaker (Lucas 54419097)	1
L, T, R, F	4.	04-2203	Clip, contact breaker leads	1
L, T, R, F	5.	19-1842	Auto-advance unit (Lucas 54419344)	1
L, T, R, F	6.	19-1849	Contact set (Lucas 54419827)	1
L, T, R, F	7.	68-0331	Washer for bolt, line 9	1
L, T, R, F	8.	14-0208	Bolt, contact breaker cam to idler pinion spindle ($\frac{1}{4}$ " Unified $\frac{3}{8}$ Fine $\times 2\frac{1}{4}$ ")	1
L, T, R, F	9.	97-3894	Screw, contact breaker plate to cover (2 British Association $\times 21/64$ ")	2
L, T, R, F	10.	71-1131	Outer timing cover	1
L, T, R, F	11.	40-0740	Sealing washer, top, outer cover screw	1
L, T, R, F	12.	70-9126	Inspection cover, contact breaker	1
L, T, R, F	13.	21-5375	Screw, contact breaker cover (2 British Association $\times \frac{3}{8}$ ")	2
L, T, R, F	14.	70-8782	"O" ring, inspection plug	1
L, T, R, F	15.	70-9816	Inspection plug, outer cover	1
L, T, R, F	16.	40-3073	Footchange pedal	1
L, T, R, F	17.	89-3208	Rubber, footchange pedal	1
L, T, R, F	18.	42-6554	Bolt, footchange pedal ($\frac{1}{4}$ " British Standard Cycle $\times \frac{3}{4}$ ")	1
L, T, R, F	19.	02-2579	Cotter, kickstart crank	1
L, T, R, F	20.	57-2646	Kickstart folding pedal	1
L, T, R, F	21.	57-2759	Rubber, kickstart pedal	1
L, T, R, F	22.	40-3084	Bolt, kickstart pedal ($\frac{5}{16}$ " British Standard Cycle $\times 1\frac{3}{16}$ ")	1
L, T, R, F	23.	40-3085	Spring, kickstart pedal	1
L, T, R, F	24.	97-2704	Ball, kickstart pedal	1
L, T, R, F	25.	57-2764	Kickstart crank complete	1
L, T, R, F	25.	57-2652	Kickstart crank only	1
L, T, R, F	26.	15-5155	Washer for nut, line 27 ($\cdot 328" \times \cdot 505" \times \cdot 048"$)	1
L, T, R, F	27.	02-2578	Nut for cotter, line 19 ($\cdot 266"$ British Standard Cycle)	1
L, T, R, F	28.	14-6614	Screw, outer cover ($\frac{1}{4}$ " Unified Coarse $\times 2\frac{1}{2}$ ")	6
L, T, R, F	29.	57-3673	Washer, clutch lever	1
L, T, R, F	30.	57-4037	Thrust plate, clutch lift mechanism	1
L, T, R, F	31.	89-0060	Ball, clutch lift mechanism	3
L, T, R, F	32.	57-4038	Shaft, clutch lift mechanism	1
L, T, R, F	33.	14-6606	Screw, inner timing cover ($\frac{1}{4}$ " Unified Coarse $\times \frac{3}{4}$ ")	2
L, T, R, F	34.	76-0293	Washer, contact breaker plate	2
L, T, R, F	35.	60-2701	Split pin, clutch lift mechanism	1
L, T, R, F	36.	57-1712	Spring, clutch lift mechanism	1
L, T, R, F	37.	21-1879	Screw, clutch lift mechanism	3
L, T, R, F	38.	57-4036	Lever, clutch lift mechanism	1
L, T, R, F	39.	65-2593	Ball, clutch lever shaft	1
L, T, R, F	40.	57-3762	Adaptor, clutch cable	1
L, T, R, F	41.	68-3264	Cover, clutch cable adaptor	1
L, T, R, F	42.	14-6610	Screw, medium, inner timing cover ($\frac{1}{4}$ " Unified Coarse $\times 1\frac{1}{2}$ ")	1
L, T, R, F	43.	14-6612	Screw, inner timing cover ($\frac{1}{4}$ " Unified Coarse $\times 2"$)	1
L, T, R, F	44.	14-6608	Screw, short, inner timing cover ($\frac{1}{4}$ " Unified Coarse $\times 1"$)	1
L, T, R, F		57-4049	Clutch lift mechanism complete	1

*Special material: 1.—EN15.

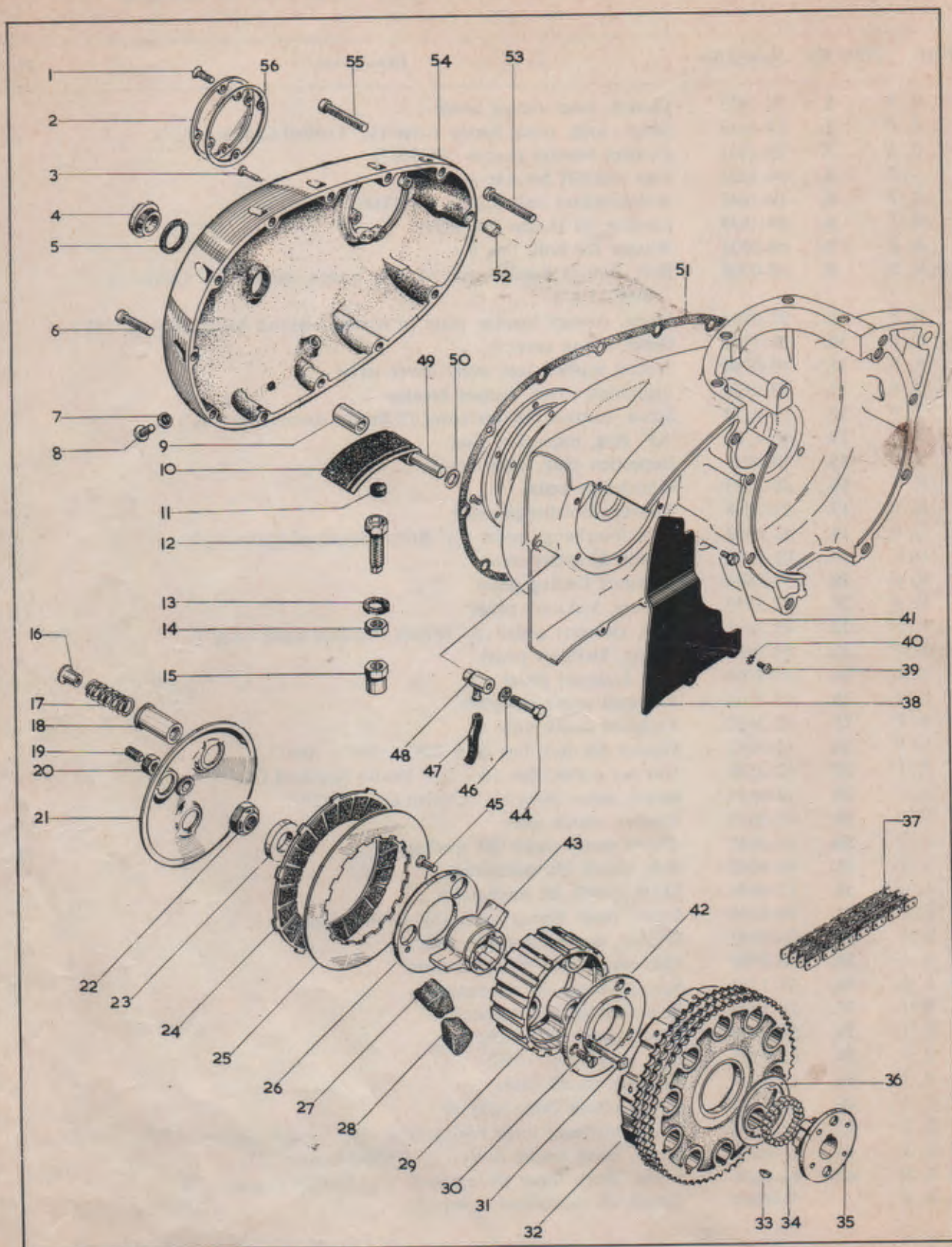
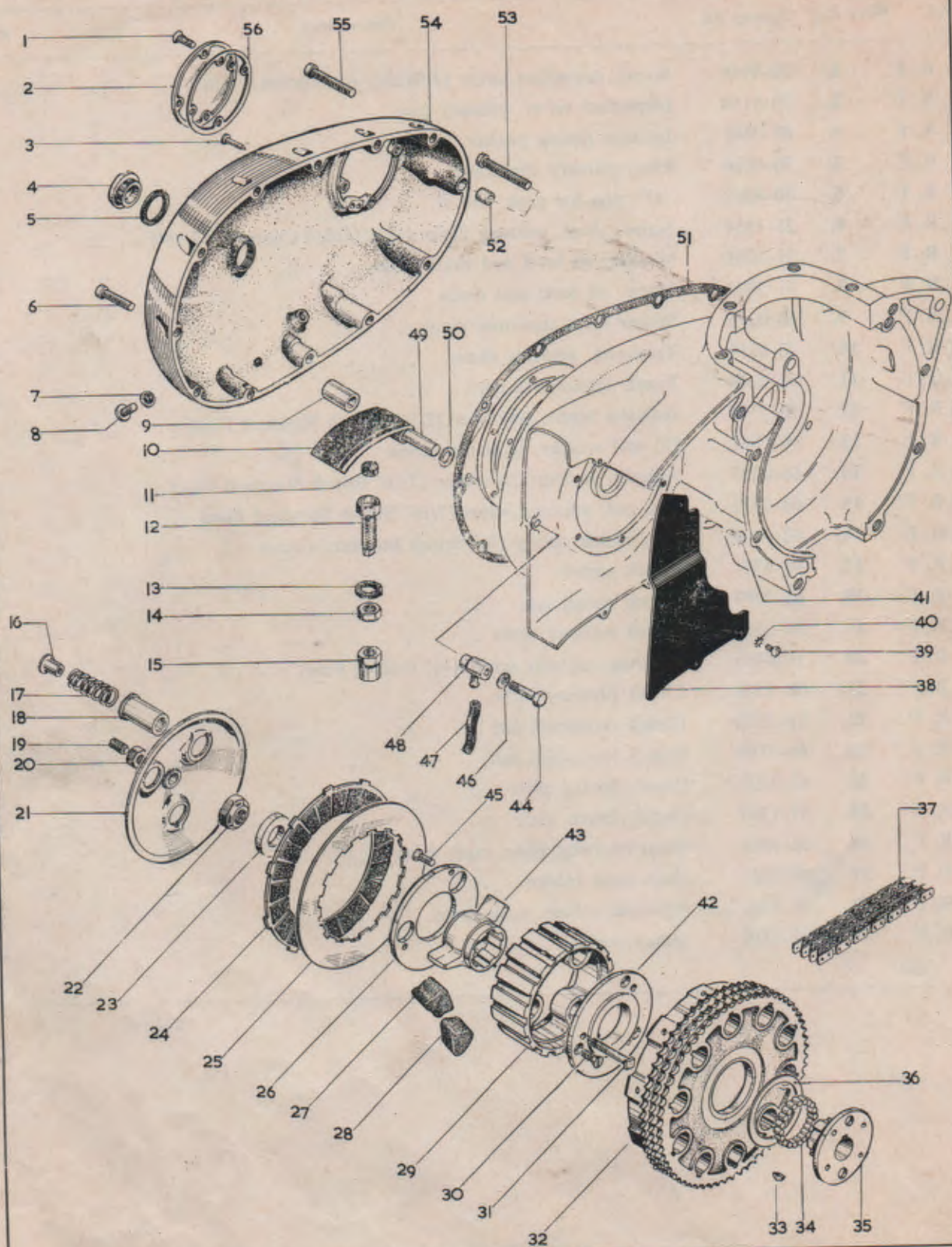


Plate 9

CLUTCH AND PRIMARY CHAINCASE

Model	Plate Ref.	Spares No.	Description	Per Set
L, T, R, F	1.	76-4116	Screw, inspection cover (2 British Association $\times 7/16"$)	4
L, T, R, F	2.	70-9114	Inspection cover, primary case	1
L, T, R, F	3.	68-0841	Ignition timing pointer	1
L, T, R, F	4.	70-9816	Plug, primary chaincase	2
L, T, R, F	5.	70-8782	"O" ring for plug, line 4	2
L, T, R, F	6.	21-1854	Screw, short, primary cover ($1/4"$ Unified Coarse $\times 1-7/16"$)	6
L, T, R, F	7.	71-1065	Washer, oil level and drain screw	2
L, T, R, F	8.	21-2002	Screw, oil level and drain	2
L, T, R, F	9.	68-0376	Spacer tube, tensioner pivot	1
L, T, R, F	10.	70-8310	Tensioner, primary chain	1
L, T, R, F	11.	68-0249	Insert, tensioner screw	1
L, T, R, F	12.	70-7793	Adjuster screw, tensioner ($7/16"$ British Standard Fine)	1
L, T, R, F	13.	68-0861	Oil seal washer, tensioner screw	1
L, T, R, F	14.	68-0237	Adjuster locknut, tensioner ($7/16"$ British Standard Fine)	1
L, T, R, F	15.	68-0377	Cap nut, adjuster screw ($7/16"$ British Standard Fine)	1
L, T, R, F	16.	42-3199	Nut, clutch spring ($1/4"$ British Standard Cycle)	3
L, T, R, F	17.	68-3321	Clutch spring	3
L, T, R, F	18.	68-3287	Clutch spring cup	3
L, T, R, F	19.	68-3308	Clutch adjuster screw	1
L, T, R, F	20.	14-0403	Locknut, adjuster screw ($3/8"$ Unified Fine)	1
L, T, R, F	21.	68-3305	Clutch pressure plate	1
L, T, R, F	22.	68-3320	Clutch mainshaft nut	1
L, T, R, F	23.	68-3169	Spacer, mainshaft nut	1
L, T, R, F	24.	42-3192	Clutch driving plate	6
L, T, R, F	25.	57-1363	Clutch driven plate	6
L, T, R, F	26.	68-3283	Outer retaining plate, cush drive	1
L, T, R, F	27.	68-3281	Cush drive rubber	3
L, T, R, F	28.	68-3282	Rebound rubber, cush drive	3
L, T, R, F	29.	57-1719	Clutch centre	1



CLUTCH AND PRIMARY CHAINCASE

Model	Plate Ref.	Spares No.	Description	Per Set
L, T, R, F	30.	42-3183	Screw, inner plate to centre (1 British Association $\times 35/64$ " countersunk)	3
L, T, R, F	31.	42-3189	Clutch spring pin ($1/4$ " British Standard Cycle $\times 1 3/4$ ")	3
L, T, R, F	32.	57-2773	Clutch chainwheel (58 teeth)	1
L, T, R, F	33.	68-3218	Key, sleeve to mainshaft	2
L, T, R, F	34.	42-3206	Roller, clutch chainwheel	20
L, T, R, F	35.	57-3929	Clutch sleeve	1
L, T, R, F	36.	57-3931	Thrust washer, clutch sleeve	1
L, T, R, F	37.	19-8639	Primary chain ($3/8$ " Triplex, 80 pitch)	1
L, T, R, F	38.	68-0360	Cover plate, rear crankcase	1
L, T, R, F	39.	97-3894	Screw, cover plate (2 British Association $\times 21/64$ ")	2
L, T, R, F	40.	29-3319	Lockwasher for screw, line 39 ($.200" \times .400" \times .021"$)	3
L, T, R, F	41.	40-3044	Bolt, cover plate (top)	1
L, T, R, F	42.	68-3280	Inner retaining plate, cush drive	1
L, T, R, F	43.	68-3276	Spider, cush drive	1
L, T, R, F	44.	70-9217	Bolt, rear chain oiler ($1/4$ " Unified Coarse $\times 1 3/8$ ")	1
L, T, R, F	45.	42-3183	Screw, outer plate to centre	3
L, T, R, F	46.	66-7518	Fibre washer for bolt, line 44	1
L, T, R, F	47.	40-0375	Pipe, rear chain oiler	1
L, T, R, F	48.	68-0383	Rear chain oiler	1
L, T, R, F	49.	68-0375	Tensioner pivot pin	1
L, T, R, F	50.	15-0804	Tensioner pivot washer	1
L, T, R, F	51.	70-7854	Gasket, primary chaincase cover	1
L, T, R, F	52.	66-3074	Hollow dowel	1
L, T, R, F	53.	21-1951	Screw, dowel position, primary cover	1
L, T, R, F	54.	71-1044	Primary chain cover complete	1
L, T, R, F	55.	14-6611	Screw, long, primary cover ($1/4$ " Unified Coarse $\times 1 3/4$ ")	4
L, T, R, F	56.	68-0840	Gasket, inspection cover	1
L, T, R, F		68-3270	Clutch complete	1

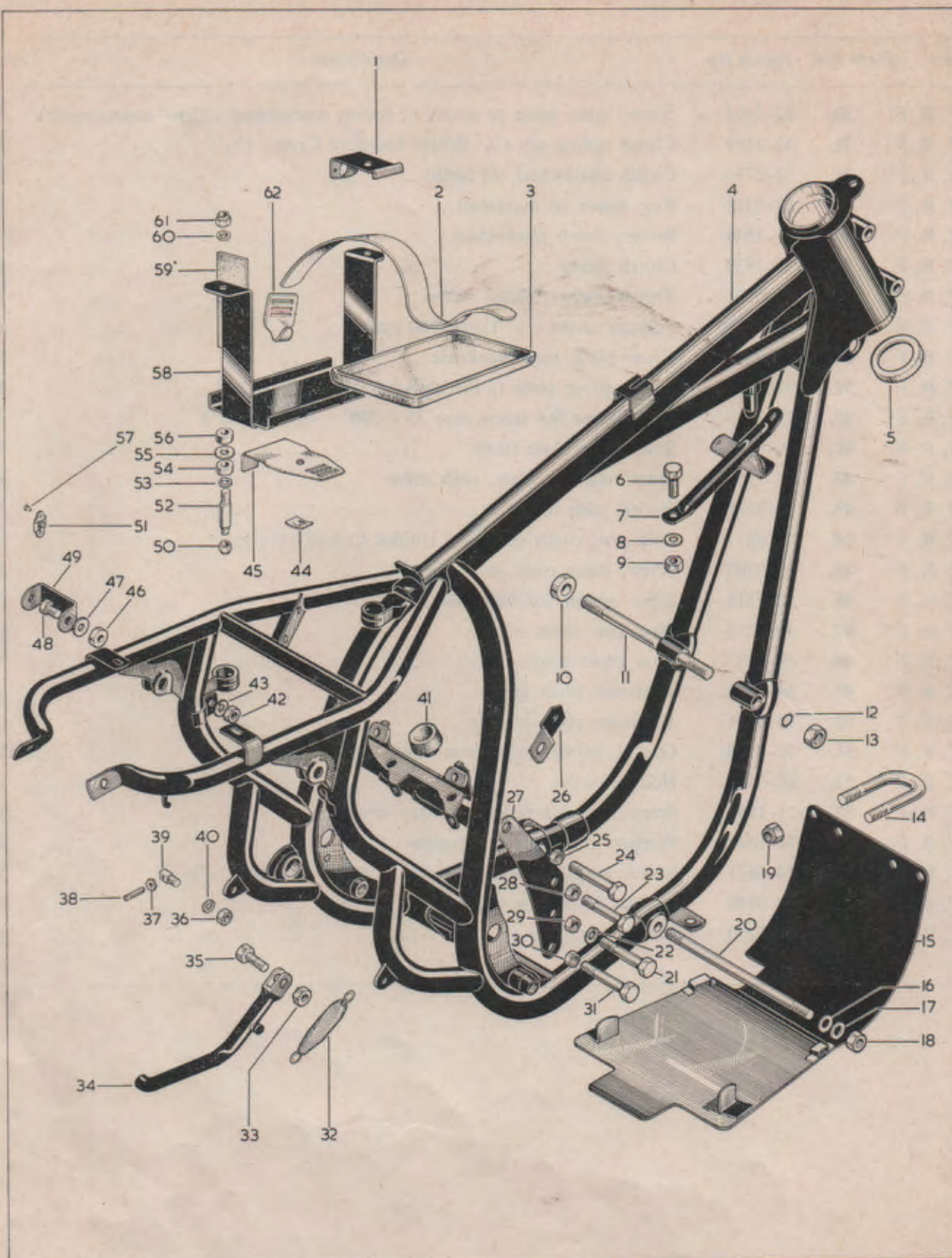


Plate 10

FRAME, ENGINE SHIELD, BATTERY CARRIER

Model	Plate Ref.	Spares No.	Description	Per Set
F	1.	83-1375	Left-hand top bracket, sidecover	1
L, T, R, F	2.	68-4577	Strap, battery carrier	1
L, T, R, F	3.	68-4597	Rubber tray, battery carrier	1
L, T, R, F	4.	83-1576	Frame complete less centre stand	1
L, T, R, F	5.	66-4149	Steering head cup	2
L, T, R, F	6.	14-0232	Bolt, steady stay to head ($\frac{3}{8}$ " Unified Fine $\times 1\frac{3}{8}$ ")	1
T, R, F	7.	68-4090	Engine steady stay	1
L	7.	82-9788	Engine steady stay	1
L, T, R, F	8.	71-1003	Washer for bolt, line 6 ($\frac{3}{8}$ " $\times \frac{3}{4}$ " $\times .048$ ")	1
L, T, R, F	9.	14-1803	Nut for bolt, line 6 ($\frac{3}{8}$ " Unified Fine)	1
F, T, R	10.	68-4906	Spacer, front, engine mounting	1
L, T, R	11.	68-4088	Stud, front engine mounting (7/16" British Standard Cycle)	1
F	11.	21-0779	Stud, front engine mounting (7/16" Unified Fine)	1
L, T, R	12.	66-4708	Lockwasher, front engine stud (7/16")	2
L, T, R	13.	02-1925	Nut for stud 68-4088 (7/16" British Standard Cycle)	2
F	13.	14-0304	Nut for stud 21-0779 (7/16" Unified Fine)	2
F	14.	68-2004	"U" bolt, crankcase shield	2
F	15.	68-2001	Crankcase shield	1
L, T, R, F	16.	02-1733	Washer, bottom engine stud ($\frac{3}{8}$ " $\times 13/16$ " $\times \frac{1}{16}$ ")	2
L, T, R, F	17.	27-5676	Spacing washer, lower engine mounting	4
L, T, R, F	18.	42-4475	Nut, bottom engine stud ($\frac{3}{8}$ " British Standard Cycle)	2
F	19.	42-3249	Nut, crankcase shield "U" bolt	4
L, T, R, F	20.	68-4260*	Stud, bottom engine mounting ($\frac{3}{8}$ " British Standard Cycle $\times 9\frac{3}{4}$ ")	1
L, T, R, F	21.	14-0224	Bolt, rear engine mounting ($\frac{5}{16}$ " Unified Fine $\times 2\frac{3}{4}$ ")	1
L, T, R, F	22.	24-8784	Spring washer for nut, line 29 ($\frac{5}{16}$ " $\times \frac{5}{8}$ " $\times .040$ ")	1
L, T, R, F	23.	14-0252	Bolt, engine mounting plate (7/16" Unified Fine $\times 2\frac{1}{2}$ ")	1
L, T, R, F	24.	14-0240	Bolt, top, engine plate mounting ($\frac{3}{8}$ " Unified Fine $\times 3\frac{1}{4}$ ")	1
L, T, R, F	25.	14-1803	Nut for bolt, line 24 ($\frac{3}{8}$ " Unified Fine)	1
L, T, R, F	26.	82-8280	Bracket, left-hand, coil mounting	1
L, T, R, F	26.	82-8279	Bracket, right-hand, coil mounting	1
L, T, R, F	27.	68-4080	Rear engine plate	2
L, T, R, F	28.	14-1804	Nut for bolt, line 23 (7/16" Unified Fine)	1
L, T, R, F	29.	14-0302	Nut for bolt, line 21 ($\frac{5}{16}$ " Unified Fine)	1
L, T, R, F	30.	14-1803	Nut for bolt, line 31	1

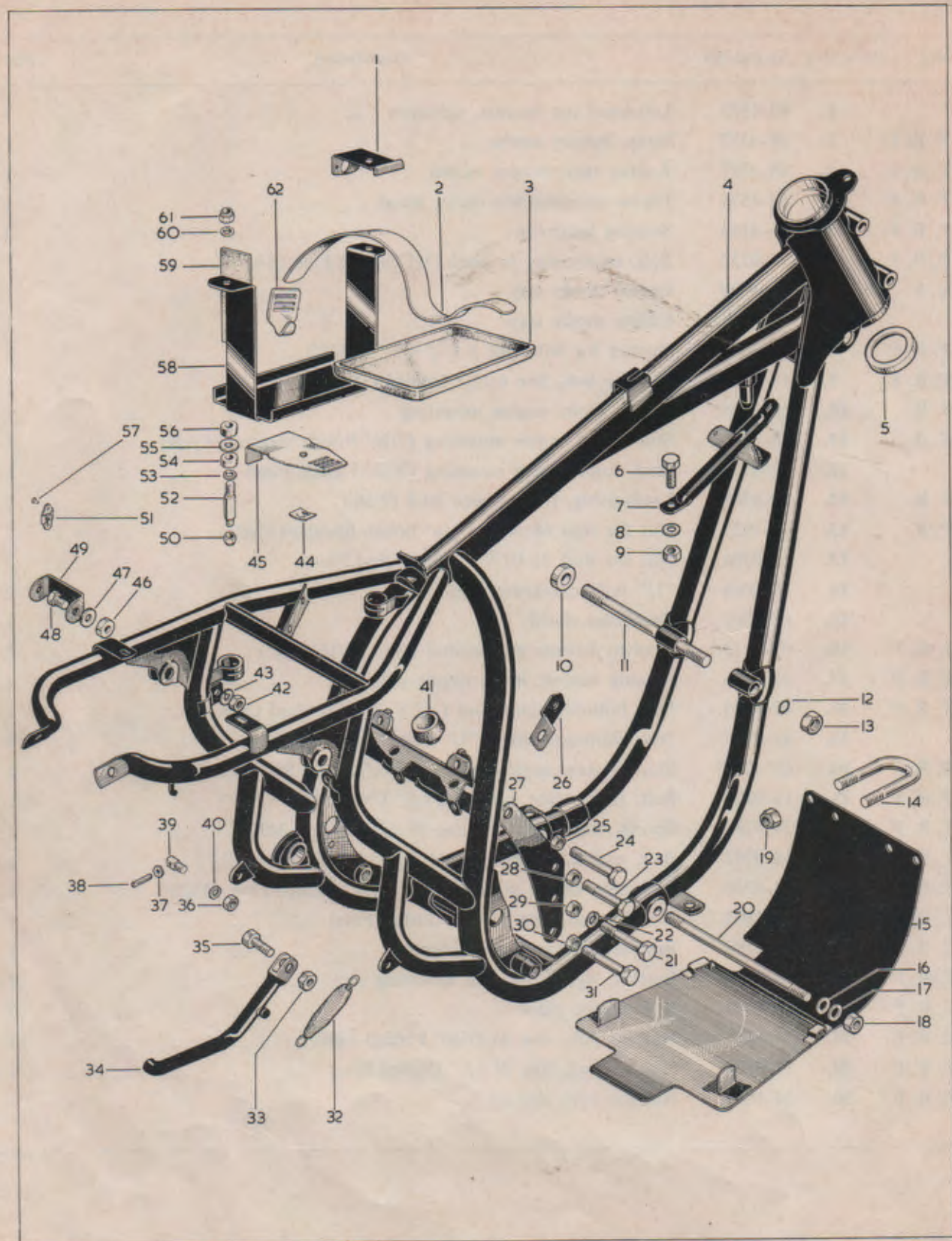


Plate 10—continued

FRAME, ENGINE SHIELD, BATTERY CARRIER

Model	Plate Ref.	Spares No.	Description	Per Set
L, T, R, F	31.	14-0239	Bolt, bottom engine plate mounting ($\frac{3}{8}$ " Unified Fine $\times 3$ ")	1
L, T, R, F	32.	82-8382	Prop stand spring	1
L, T, R, F	33.	15-0734	Nut for pivot bolt, line 35 ($\frac{7}{16}$ " British Standard Cycle)	1
L, T, R, F	34.	42-4778	Prop stand complete	1
L, T, R, F	35.	42-4793	Pivot bolt, prop stand ($\frac{7}{16}$ " British Standard Cycle $\times 1\frac{5}{16}$ ")	1
L, T, R	36.	02-0049	Nut, for adjuster post ($\frac{3}{16}$ " British Standard Cycle)	1
L, T, R, F	37.	02-1027	Nut for screw, line 38 ($\frac{1}{4}$ " British Standard Cycle)	1
L, T, R, F	38.	68-4096	Set-screw, brake pedal adjuster ($\frac{1}{4}$ " British Standard Cycle)	1
L, T, R, F	39.	68-4095	Adjuster post, brake pedal	1
L, T, R	40.	24-8784	Spring washer, adjuster post ($\frac{5}{16}$ " $\times \frac{5}{8}$ " $\times .040$ ")	1
L, T, R, F	41.	68-8315	Locating rubber, oil tank	3
L, T, R, F	42.	14-0302	Nut for bolt, line 48 ($\frac{5}{16}$ " Unified Fine)	1
L, T, R, F	43.	24-8784	Spring washer for nut, line 42 ($\frac{5}{16}$ " $\times \frac{5}{8}$ " $\times .040$ ")	1
L, T, R, F	44.	83-1601	Push-fix, battery carrier locating pin	1
L, T, R, F	45.	68-4578	Battery strap retaining plate	1
L, T, R, F	46.	15-7563	Distance piece for bracket, line 49	1
L, T, R, F	47.	02-0923	Washer for bolt, line 48	1
L, T, R, F	48.	14-0115	Bolt, fastener bracket to frame ($\frac{5}{16}$ " Unified Fine $\times \frac{7}{8}$ ")	1
L, T, R, F	49.	68-9251	Sidecover fastener bracket, left-hand, rear	1
L, T, R, F	50.	40-0414	Nut, battery carrier stud ($\frac{1}{4}$ " British Standard Cycle)	1
L, T, R, F	51.	68-9115	"Oddie" clip, sidecover	3
L, T, R, F	52.	82-9024	Stud, battery carrier ($\frac{1}{4}$ " British Standard Cycle)	2
L, T, R, F	53.	76-0101	Washer, bottom, battery carrier ($.265$ " $\times \frac{3}{4}$ " $\times .080$ ")	2
L, T, R, F	54.	68-4560	Rubber bush, battery carrier	2
L, T, R, F	55.	29-8740	Washer, centre, battery carrier ($\frac{9}{16}$ " $\times 1$ " $\times \frac{1}{16}$ ")	2
L, T, R, F	56.	68-4560	Rubber bush, battery carrier	2
L, T, R, F	57.	68-9337	Rivet for "Oddie" clip	6
L, T, R, F	58.	68-4595	Battery carrier complete	1
L, T, R, F	59.	82-8255	Rubber strip, battery carrier	2
L, T, R, F	60.	40-2705	Washer, top, battery carrier ($\frac{19}{64}$ " $\times \frac{15}{32}$ " $\times \frac{1}{16}$ ")	2
L, T, R, F	61.	40-0414	Nut, battery carrier stud ($\frac{1}{4}$ " British Standard Cycle)	2
L, T, R, F	62.	82-9004	Hook, battery carrier strap	1

*Special material: 20.—EN15.

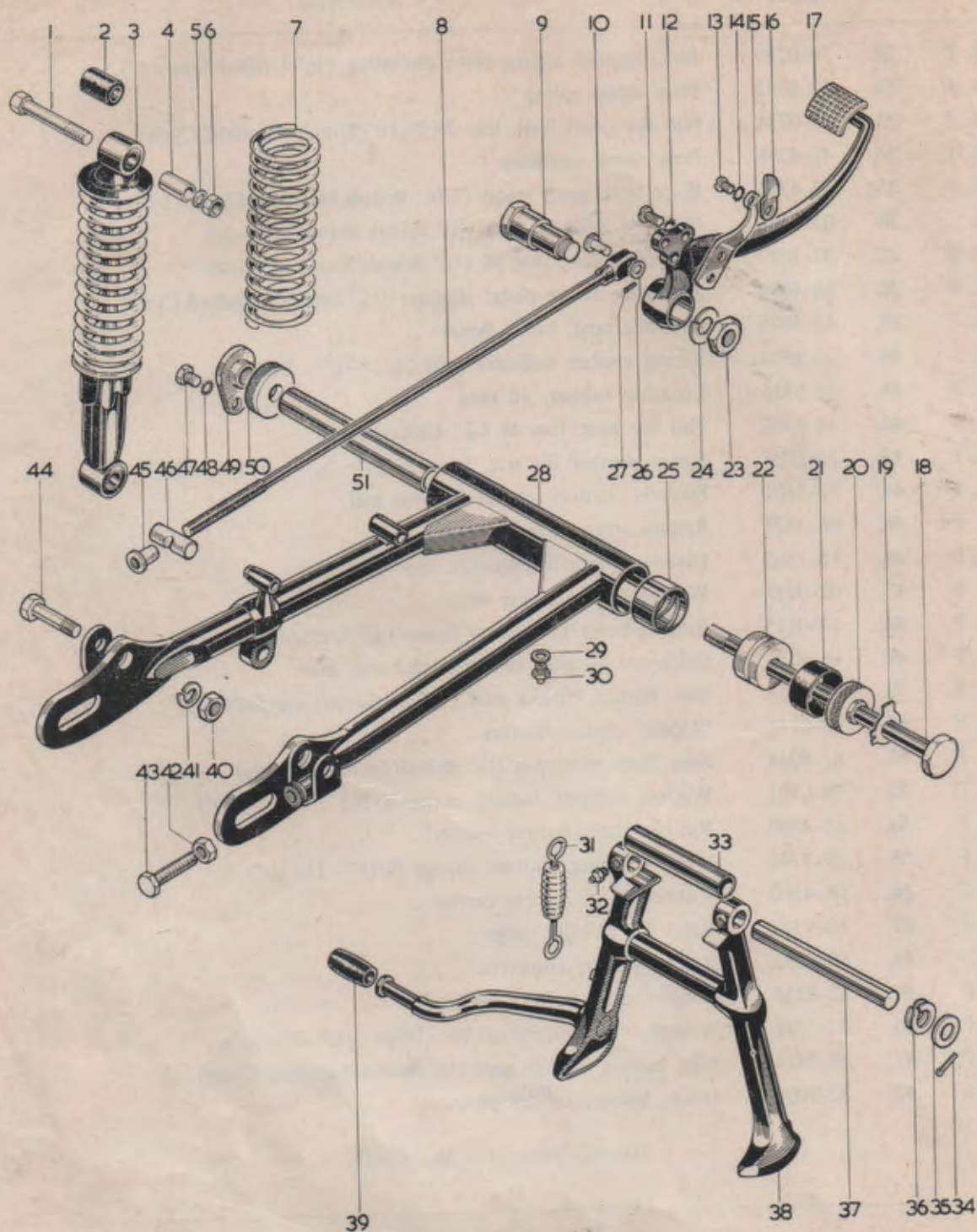


Plate 11

SWINGING ARM, CENTRE STAND, REAR BRAKE CONTROL

Model	Plate Ref.	Spares No.	Description	Per Set
L, T, R, F	1.	14-0236	Bolt, damper top mounting, right-hand ($\frac{3}{8}$ " Unified Fine $\times 2\frac{1}{4}$ ")	.. 1
L, T, R, F	1.	14-0238	Bolt, damper top mounting, left-hand ($\frac{3}{8}$ " Unified Fine $\times 2\frac{3}{4}$ ")	.. 1
L, T, R, F	2.	19-5305	Damper bush (Girling 64533645) 4
L, T, R, F	3.	19-7448	Rear damper complete, solo (Girling S4971) 2
L, T, R, F	3.	19-7449	Rear damper complete, sidecar (Girling S4456) 2
L, T, R, F	4.	68-6906	Spacer, left-hand, mudguard bridge 1
L, T, R, F	4.	40-4909	Spacer, right-hand, mudguard bridge 1
L, T, R	4.	68-4286*	Spacer, left-hand, mudguard bridge 1
L, T, R	4.	42-4907*	Spacer, right-hand, mudguard bridge 1
L, T, R, F	5.	02-0522	Spring washer for nut, line 6 ($\frac{3}{8}$ " $\times \frac{3}{4}$ " $\times .056$ ") 2
L, T, R, F	6.	14-0303	Nut for bolt, line 1 ($\frac{3}{8}$ " Unified Fine) 2
L, T, R, F	7.	19-7439	Damper spring, solo (Girling 64543735) 2
L, T, R, F	7.	19-7450	Damper spring, sidecar (Girling 64544120) 2
L, T, R, F	8.	68-7062	Rear brake rod complete 1
L, T, R, F	9.	68-7055	Pivot bolt, brake pedal ($\frac{5}{8}$ " British Standard Cycle) 1
L, T, R, F	10.	83-1460	Pivot pin, brake rod to pedal 1
L, T, R, F	11.	02-0079	Screw, switch arm to pedal ($\frac{1}{4}$ " British Standard Cycle $\times \frac{1}{2}$ ") 2
L, T, R, F	12.	29-0541	Lockwasher for screw, line 11 ($\frac{1}{4}$ " 2
L, T, R, F	13.	02-1309	Screw, stop lever to switch arm ($\frac{1}{16}$ " British Standard Cycle $\times 11/32$ ") 1
L, T, R, F	14.	29-3319	Lockwasher for lever, line 16 ($\frac{3}{16}$ " 1
L, T, R, F	15.	68-7052	Stop switch arm, brake pedal 1
L, T, R, F	16.	68-7013	Stop switch actuating lever 1
L, T, R, F	17.	68-7050	Rear brake pedal 1
L, T, R, F	18.	21-1992†	Security bolt, swinging arm ($9/16$ " Unified Fine $\times 10\frac{3}{16}$ ") 1
L, T, R, F	19.	83-1517	Lockwasher, swinging arm security bolt 1
L, T, R, F	20.	82-9537	Spacer, swinging arm, right-hand 1
L, T, R, F	21.	83-1318	Rubber sleeve, dust excluder 2
L, T, R, F	22.	82-6821	Bobbin, swinging arm 2
L, T, R, F	23.	42-5883	Nut for pivot bolt, line 9 ($\frac{5}{8}$ " British Standard Cycle) 1
L, T, R, F	24.	25-6015	Spring washer for nut, line 23 1
L, T, R, F	25.	82-6042	Bush, swinging arm 2
L, T, R, F	26.	02-0525	Washer, brake rod pivot pin 1

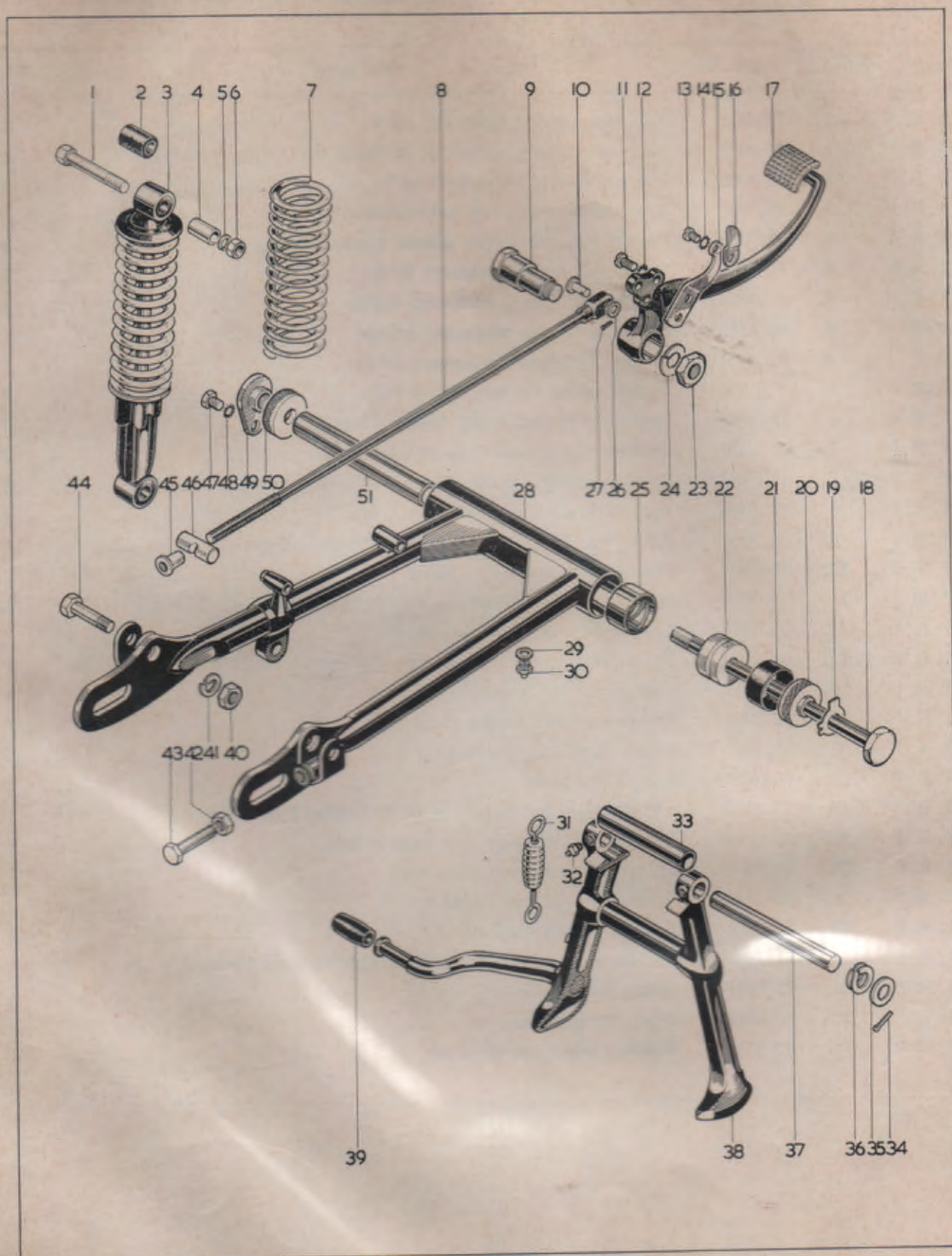


Plate 11—continued

SWINGING ARM, CENTRE STAND, REAR BRAKE CONTROL

Model	Plate Ref.	Spares No.	Description	Per Set
L, T, R, F	27.	60-2683	Split pin, brake rod pivot pin	1
L, T, R, F	28.	82-9532	Swinging arm with bushes	1
L, T, R, F	29.	24-1088	Fibre washer for grease nipple	1
L, T, R, F	30.	47-9012	Grease nipple, swinging arm	1
L, T, R, F	31.	68-4708	Return spring, centre stand	1
L, T, R, F	32.	28-2080	Grease nipple, centre stand	2
L, T, R, F	33.	42-4745	Spacer tube, centre stand	1
L, T, R, F	34.	60-2722	Split pin, centre stand ($3/32" \times 3/4"$)	2
L, T, R, F	35.	15-0039	Washer, centre stand ($1/2" \times 27/32" \times 1/16"$)	2
L, T, R, F	36.	03-1346	Spring washer, centre stand ($17/32" \times 7/8" \times .040"$)	1
L, T, R, F	37.	42-4744	Pivot bar, centre stand	1
L, T, R, F	38.	68-4729	Centre stand complete	1
L, T, R, F	39.	89-3208	Rubber, centre stand	2
L, T, R, F	40.	68-4235	Nut, damper bottom mounting ($3/8"$ British Standard Cycle)	2
L, T, R, F	41.	02-0522	Spring washer, damper bottom mounting ($3/8" \times 3/4" \times .056"$)	2
L, T, R, F	42.	24-0563	Locknut, wheel adjuster ($5/16"$ British Standard Cycle)	2
L, T, R, F	43.	68-4150	Screw, wheel adjuster ($5/16"$ British Standard Cycle)	2
L, T, R, F	44.	40-6910	Bolt, damper bottom mounting, left-hand ($3/8"$ British Standard Cycle $\times 1 7/8"$)	1
L, T, R, F	44.	03-1399	Bolt, damper bottom mounting, right-hand ($3/8"$ British Standard Cycle $\times 1 3/4"$)	1
L, T, R, F	45.	90-7029	Adjuster nut, brake rod ($1/4"$ British Standard Fine)	1
L, T, R, F	46.	65-6274	Swivel pin, brake rod	1
L, T, R, F	47.	14-0113	Bolt, lock plate ($5/16"$ Unified Fine $\times 5/8"$)	1
L, T, R, F	48.	36-0382	Lockwasher for bolt, line 47 ($5/16"$)	1
L, T, R, F	49.	82-9539	Lock plate, swinging arm	1
L, T, R, F	50.	82-9536	Spacer, swinging arm, left-hand	1
L, T, R, F	51.	82-9538	Spacer tube, swinging arm	1

*For use with short seat only.

†Special material: 18.—EN8R.

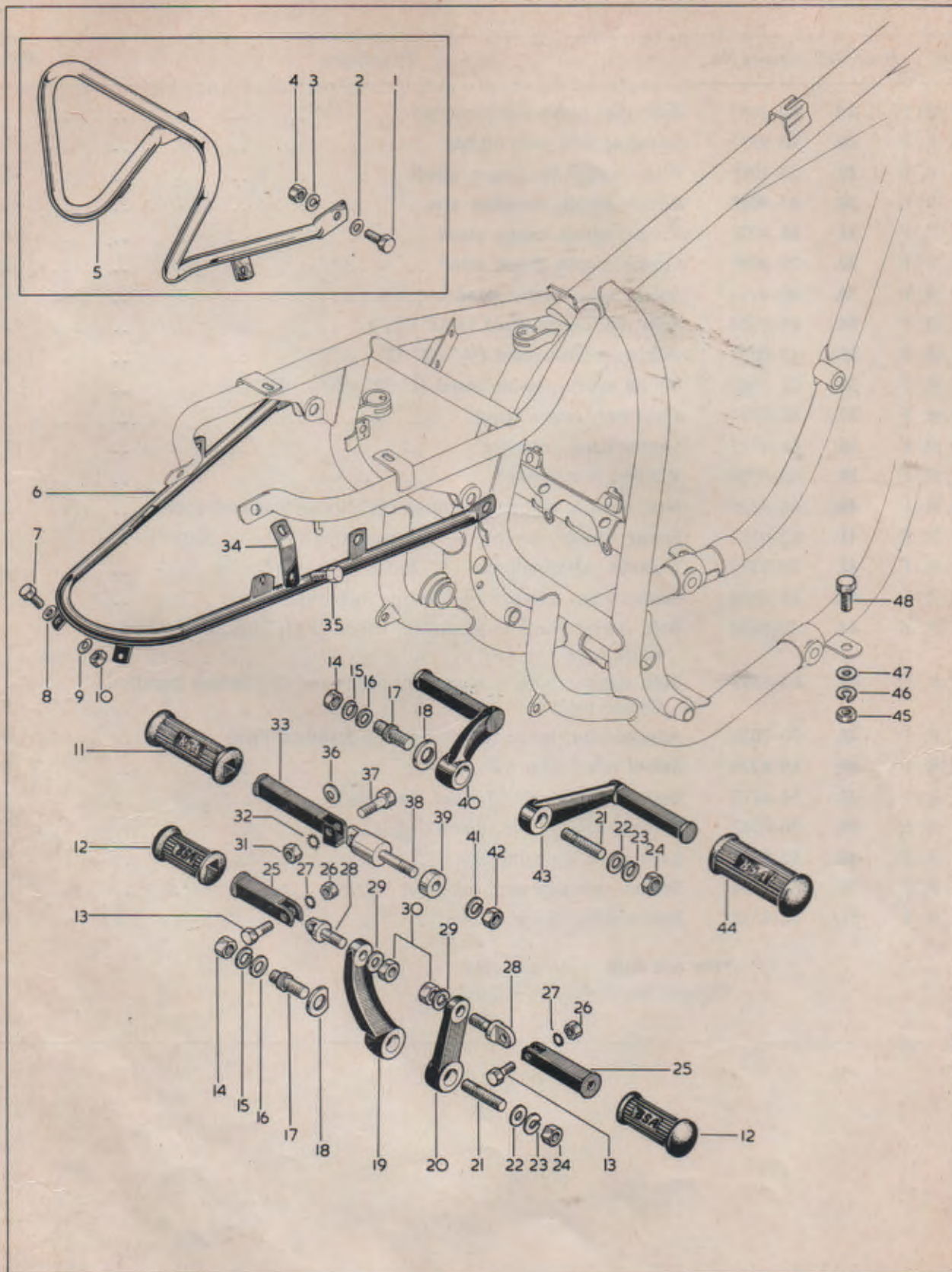
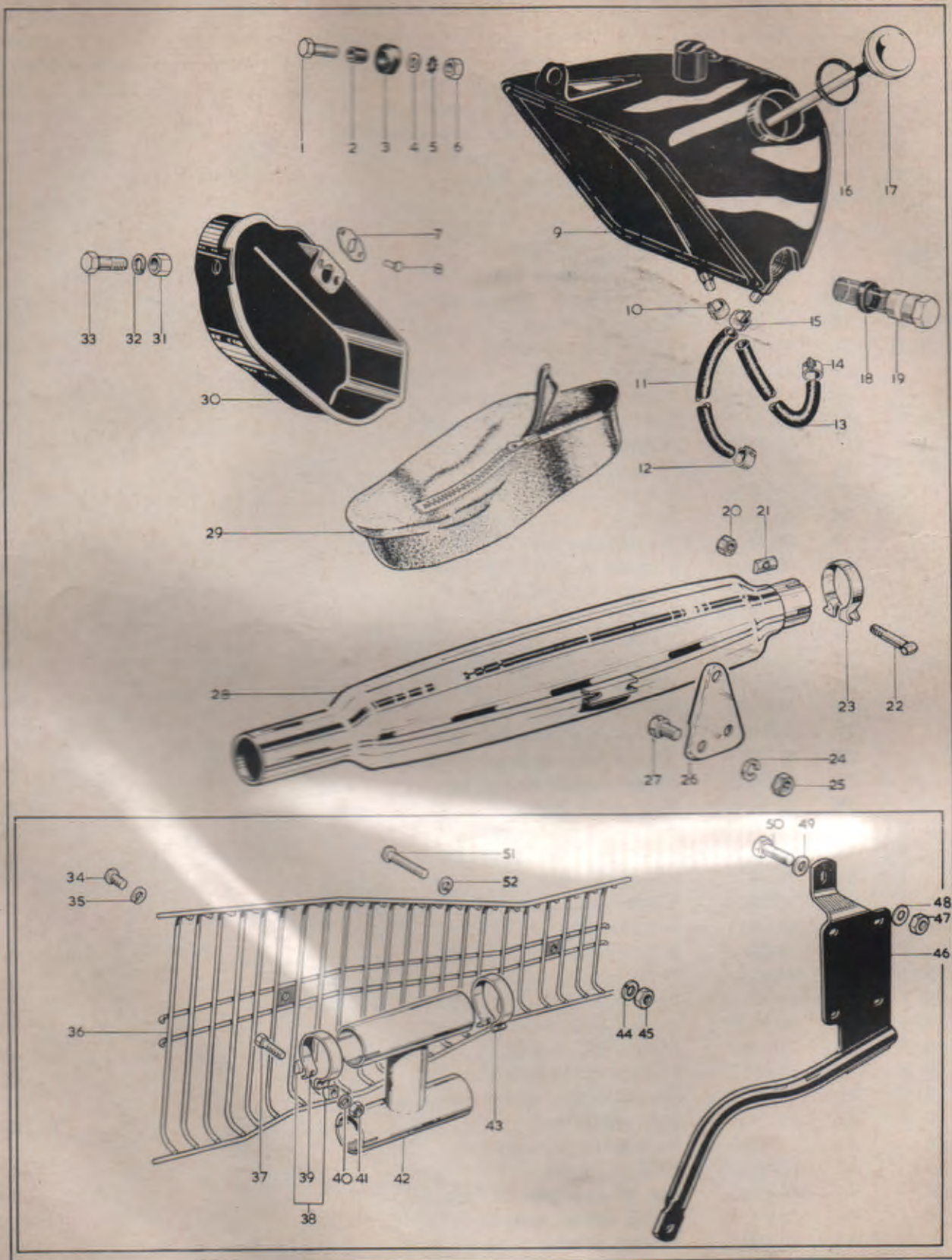


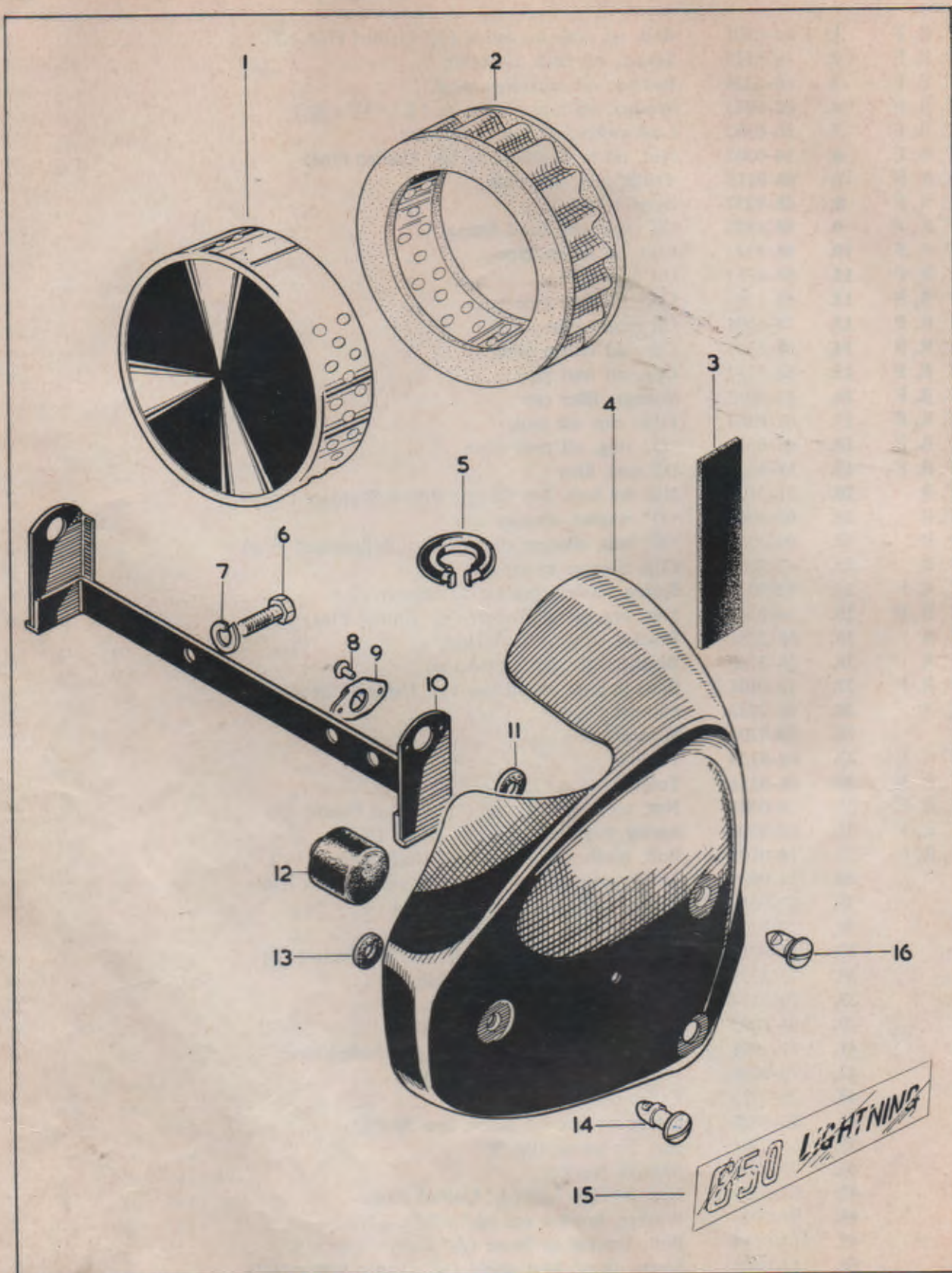
Plate 12

HANDRAIL, SUPPORT RAIL, FOOTRESTS

Model	Plate Ref.	Spares No.	Description	Per Set
L, T, R, F	1.	14-0113	Bolt, handrail to support rail	2
L, T, R, F	2.	02-0923	Washer, handrail to support rail	2
L, T, R, F	3.	24-8784	Spring washer, handrail to support rail	2
L, T, R, F	4.	14-0302	Nut, handrail to support rail	2
L, T, R, F	5.	68-9327	Handrail (to order only)	1
L, T, R	6.	68-6803	Support rail	1
F	6.	82-9967	Support rail	1
L, T, R, F	7.	14-0113	Bolt, support rail	4
L, T, R, F	8.	02-0923	Washer, support rail	4
L, T, R, F	9.	24-8784	Spring washer, support rail	4
L, T, R, F	10.	14-0302	Nut, support rail	4
L, T, R, F	11.	82-9603	Pillion footrest rubber	2
F	12.	82-9608	Footrest rubber	2
F	13.	14-0215	Pivot bolt, folding footrest	2
L, T, R, F	14.	29-5839	Nut, footrest stud (left-hand)	1
L, T, R, F	15.	02-1967	Spring washer, footrest stud	1
L, T, R, F	16.	02-1945	Washer, footrest stud	1
L, T, R, F	17.	68-4804	Footrest stud (left-hand)	1
L, T, R, F	18.	40-4818	Lockplate, footrest stud (left-hand)	1
F	19.	68-4808	Footrest bracket (left-hand)	1
F	20.	68-4809	Footrest bracket (right-hand)	1
L, T, R, F	21.	68-4805	Footrest stud (right-hand)	1
L, T, R, F	22.	02-1945	Washer, footrest stud	1
L, T, R, F	23.	02-1967	Spring washer, footrest stud	1
L, T, R, F	24.	02-1925	Nut, footrest stud (right-hand)	1
F	25.	42-4926	Folding footrest	2
F	26.	14-0402	Nut, pivot bolt	2
F	27.	36-0382	Lockwasher, pivot bolt nut	2
F	28.	65-4917	Anchor bolt, folding footrest	2
F	29.	02-0522	Spring washer, anchor bolt	2
F	30.	02-0046	Nut, anchor bolt	2
L, T, R, F	31.	14-0402	Nut for pivot bolt, line 37	2
L, T, R, F	32.	36-0382	Lockwasher, pivot bolt	2
L, T, R, F	33.	68-4835	Pillion footrest	2
L, T, R, F	34.	68-6802	Support rail bracket	2
L, T, R, F	35.	14-0114	Bolt, handrail and bracket	2
L, T, R, F	35.	14-0113	Bolt, support rail bracket	2
L, T, R, F	36.	04-2276	Washer, pillion footrest	2
L, T, R, F	37.	14-0215	Pivot bolt, pillion footrest	2
L, T, R, F	38.	68-4828	Anchor bolt, pillion footrest	2
L, T, R, F	39.	29-7565	Spacer, anchor bolt	2
L, T, R, F	40.	68-4802	Footrest (left-hand)	1
L, T, R, F	41.	02-0522	Spring washer, anchor bolt	2
L, T, R, F	42.	14-0303	Nut, anchor bolt	2
L, T, R	43.	68-4803	Footrest (right-hand)	1
L, T, R	44.	82-9602	Footrest rubber	2
L, T, R	45.	14-0302	Nut, exhaust pipe to frame	2
L, T, R	46.	24-8784	Spring washer, exhaust to frame	2
L, T, R	47.	02-0923	Washer, exhaust to frame	2
L, T, R	48.	14-0114	Bolt, exhaust pipe to frame	2

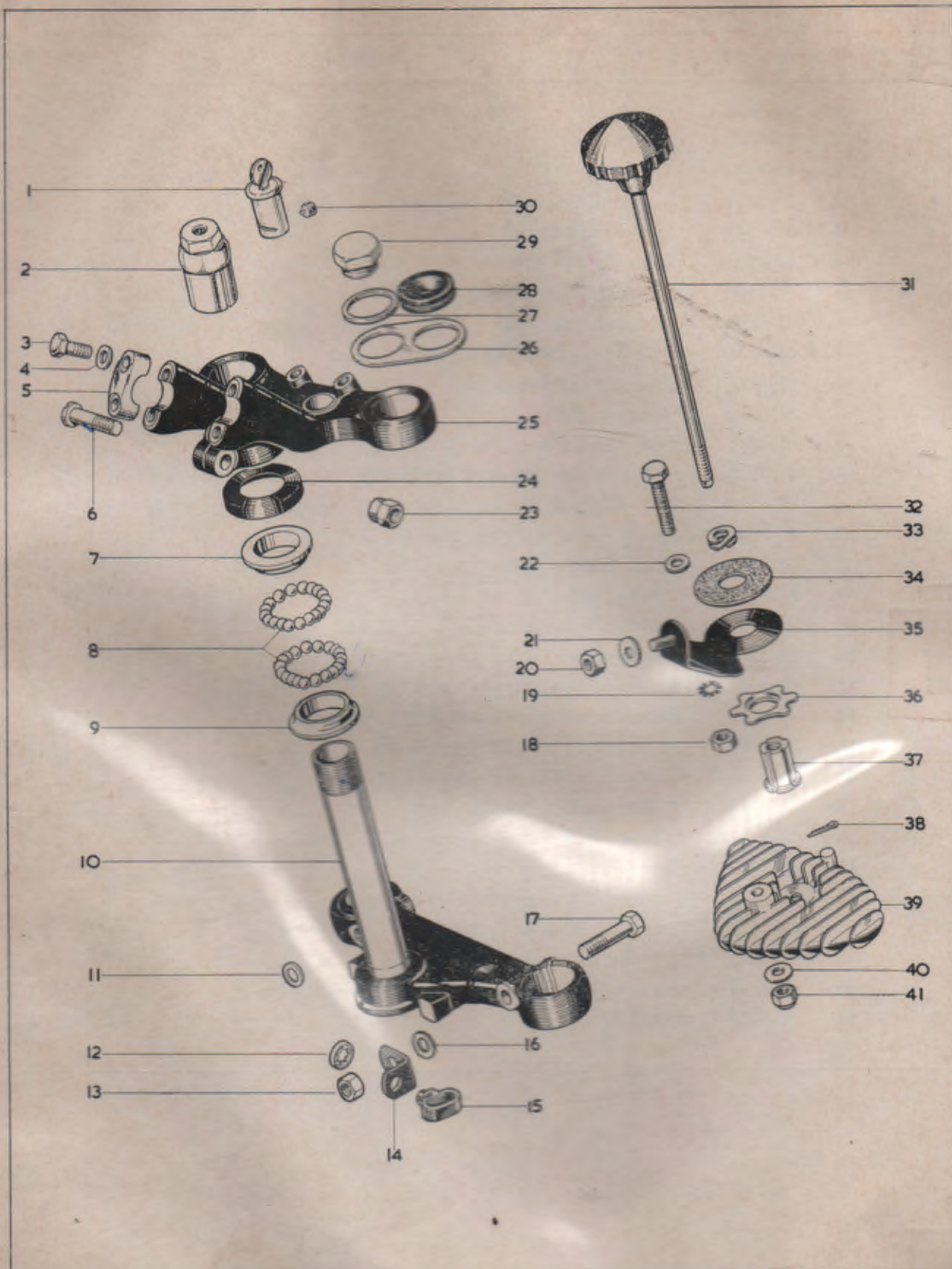


Model	Plate Ref.	Spares No.	Description	Per Set
L, T, R, F	1.	14-0221	Bolt, oil tank mounting ($\frac{5}{16}$ " Unified Fine $\times 2$ ")	1
L, T, R, F	2.	68-8317	Spacer, oil tank mounting	1
L, T, R, F	3.	68-8334	Rubber, oil tank mounting	1
L, T, R, F	4.	02-0923	Washer, oil tank mounting ($\frac{5}{16}$ " $\times \frac{5}{8}$ " $\times \frac{1}{16}$ ")	1
L, T, R, F	5.	36-0382	Lockwasher, oil tank mounting	1
L, T, R, F	6.	14-0302	Nut, oil tank mounting ($\frac{5}{16}$ " Unified Fine)	1
L, T, R, F	7.	68-9115	'Oddie' clip, sidecover	1
L, T, R, F	8.	68-9337	Rivet, 'Oddie' clip	2
L, T, R, F	9.	68-8378	Oil tank with fixed fittings	1
L, T, R, F	10.	68-8343	Clip, oil return pipe	1
L, T, R, F	11.	68-8383	Oil feed pipe	1
L, T, R, F	12.	68-8382	Clip, oil feed pipe	1
L, T, R, F	13.	70-4594	Oil return pipe	1
L, T, R, F	14.	68-8343	Clip, oil return pipe	1
L, T, R, F	15.	68-8382	Clip, oil feed pipe	1
L, T, R, F	16.	67-0042	Washer, filler cap	1
L, T, R, F	17.	68-8368	Filler cap, oil tank	1
L, T, R, F	18.	68-0610	"O" ring, oil tank filter	1
L, T, R, F	19.	68-8328	Oil tank filter	1
L, T, R	20.	21-5102	Nut for bolt, line 22 ($\frac{1}{4}$ " British Standard Fine)	2
L, T, R	21.	90-3064	"D" washer, silencer clip	2
L, T, R	22.	90-3063	"T" bolt, silencer clip ($\frac{1}{4}$ " British Standard Fine)	2
L, T, R	23.	42-2860	Clip, silencer to exhaust pipe	2
L, T, R, F	24.	82-9020	Spring washer, bracket to silencer ($\frac{1}{4}$ ")	4
L, T, R, F	25.	14-0301	Nut, bracket to silencer ($\frac{1}{4}$ " Unified Fine)	4
L, T, R	26.	68-2781	Bracket, silencer (left-hand)	1
L, T, R	26.	68-2780	Bracket, silencer (right-hand)	1
L, T, R, F	27.	14-0101	Bolt, bracket to silencer ($\frac{1}{4}$ " Unified Fine $\times \frac{1}{2}$ ")	4
L, T, R	28.	68-2732	Silencer	2
F	28.	70-9206	Silencer	2
L, T, R, F	29.	68-9134	Toolbag	1
L, T, R, F	30.	68-9131	Toolbox	1
L, T, R, F	31.	14-0301	Nut, toolbox to frame ($\frac{1}{4}$ " Unified Fine)	2
L, T, R, F	32.	82-9020	Spring washer, toolbox to frame ($\frac{1}{4}$ ")	2
L, T, R, F	33.	14-0101	Bolt, toolbox to frame ($\frac{1}{4}$ " Unified Fine $\times \frac{1}{2}$ ")	2
F	34.	14-0604	Screw, rear, heat shield ($\frac{1}{4}$ " Unified Fine $\times \frac{7}{16}$ ")	1
F	35.	82-9020	Spring washer for screw, line 34	1
F	36.	70-9716	Heat shield	1
F	37.	14-0219	Bolt, exhaust pipe clip ($\frac{5}{16}$ " Unified Fine $\times 1\frac{1}{2}$ ")	4
F	38.	75-2719	"D" washer, exhaust pipe clip	8
F	39.	70-5874	Exhaust pipe clip, rear	2
F	40.	54-8003	Spring washer for nut, line 41	4
F	41.	21-1908	Nut, exhaust pipe clip bolt ($\frac{5}{16}$ " Unified Fine)	4
F	42.	70-9698	"H" connector, exhaust pipes	1
F	43.	75-2725	Exhaust pipe clip, front	2
F	44.	82-9020	Spring washer for screw, line 50 ($\frac{1}{4}$ ")	1
F	45.	14-0301	Nut for screw, line 50	1
F	46.	70-9995	Silencer bracket	1
F	47.	14-0302	Nut, bracket bolt ($\frac{5}{16}$ " Unified Fine)	1
F	48.	02-0923	Washer, bracket nut ($\frac{5}{16}$ " $\times \frac{5}{8}$ " $\times \frac{1}{16}$ ")	2
F	49.	14-0114	Bolt, bracket to frame ($\frac{5}{16}$ " Unified Fine $\times \frac{3}{4}$ ")	1
F	50.	14-0605	Screw, front, heat shield ($\frac{1}{4}$ " Unified Fine $\times 1\frac{3}{4}$ ")	1
F	51.	02-0525	Washer, heat shield screw	2



SIDECOVERS, AIR CLEANER

Model	Plate Ref.	Spares No.	Description	Per Set
L, F	1.	68-4635	Air cleaner	2
T	1.	82-8401	Air cleaner	1
R	1.	82-8402	Air cleaner	1
L, T, R, F	2.	19-5593	Air cleaner element	2 or 1
T, R	3.	68-9343	Sidecover inner pad	1
L	4.	82-9805	Sidecover (left-hand)	1
L, F	4.	82-9806	Sidecover (right-hand)	1
T, R	4.	82-9850	Sidecover (left-hand)	1
T, R	4.	82-9851	Sidecover (right-hand)	1
F	4.	82-9724	Sidecover (left-hand)	1
L, T, R, F	5.	68-9290	Sidecover buffer	3
L, T, R, F	5.	68-9298	Sidecover buffer	1
T, R	6.	41-7808	Bolt, coil clip and sidecover bracket ($\frac{1}{4}$ " British Standard Cycle $\times \frac{7}{8}$ ")	2
L, F	6.	02-0204	Bolt, sidecover bracket to frame ($\frac{1}{4}$ " British Standard Cycle $\times \frac{1}{2}$ ")	2
L, T, R, F	7.	82-9020	Spring washer for bolt, lines 6 ($\frac{1}{4}$ ")	2
L, T, R, F	8.	68-9337	Rivet, "Oddie" clip	4
L, T, R, F	9.	68-9115	"Oddie" clip	2
L, F	10.	82-8291	Sidecover bracket	1
T, R	10.	68-9340	Sidecover bracket	1
L, T, R, F	11.	68-9226	Rubber washer, "Oddie" stud	6 or 5
T, R	12.	40-8046	Sidecover rubber pad (left-hand)	1
L	12.	83-1461	Sidecover rubber buffer (left-hand)	1
L, T, R, F	12.	40-8046	Sidecover rubber pad (right-hand)	1
L, T, R, F	13.	68-9227	Rubber washer, "Oddie" stud	4
L, T, R, F	14.	68-9287	"Oddie" stud (left-hand, rear)	1
L	15.	60-2371	Transfer, sidecover	2
F (U.S.A.)	15.	60-2372	Transfer, sidecover (right-hand)	1
F (U.S.A.)	15.	60-2373	Transfer, sidecover (left-hand)	1
T	15.	60-2375	Transfer, sidecover	2
R	15.	60-2374	Transfer, sidecover	2
L, T, R, F	16.	68-9223	"Oddie" stud	4 or 3




STEERING HEAD

Model	Plate Ref.	Spares No.	Description	Per Set
L, T, R, F	1.	68-5050*	Steering lock and key	1
L, T, R, F	2.	97-2702	Steering nut and adjuster	1
L, T, R, F	3.	68-5056	Bolt, handlebar clip ($\frac{5}{16}$ " British Standard Cycle $\times 1\frac{1}{8}$ ")	4
L, T, R, F	4.	15-5155	Washer for bolt, line 3 ($.328" \times .505" \times .048"$)	4
L, T, R, F	5.	65-5333	Handlebar clip	2
L, T, R, F	6.	27-5135	Bolt, top yoke clip ($\frac{3}{8}$ " British Standard Cycle $\times 1.9/16"$)	1
L, T, R, F	7.	65-5126	Top cone, steering head	1
L, T, R, F	8.	97-2704	Quarter-inch diameter ball, steering head	40
L, T, R, F	9.	65-5127	Bottom cone, steering head	1
L, T, R, F	10.	97-3862	Bottom yoke and steering stem	1
L, T, R, F	11.	54-4307	Washer, bottom yoke pinch bolt	3
L, T, R, F	12.	82-8245	Lockwasher, cable retainer	1
L, T, R, F	13.	14-1303	Nut, for bolt line 17 ($\frac{3}{8}$ " U.N.F.)	2
L, T, R, F	14.	97-3682	Bracket, cable retainer	1
L, T, R, F	15.	97-2270	Brake cable retainer	1
L, T, R, F	16.	02-2138	Washer, bottom yoke bolt ($.380" \times .750" \times .064"$)	2
L, T, R, F	17.	21-0785†	Pinch bolt, bottom yoke ($\frac{3}{8}$ " Unified Fine $\times 2.7/16"$)	2
L, T, R, F	18.	14-0402	Nut, heat sink and steady stay ($\frac{5}{16}$ " Unified Fine)	1
L, T, R, F	19.	36-0382	Lockwasher, heat sink and steady stay ($\frac{5}{16}$ ")	1
L, T, R, F	20.	14-0302	Nut, damper, anchor plate ($\frac{5}{16}$ " U.N.F.)	1
L, T, R, F	21.	02-0923	Washer for nut, line 20 ($\frac{5}{16}" \times \frac{5}{8}" \times \frac{1}{16}"$)	1
L, T, R, F	22.	02-0923	Washer, heat sink and steady stay ($\frac{5}{16}" \times \frac{5}{8}" \times \frac{1}{16}"$)	1
L, T, R, F	23.	64-6016	Nut for bolt 27-5135 ($\frac{3}{8}$ " British Standard Cycle)	1
L, T, R, F	24.	66-5204	Dust cap for top cone	1
L, T, R, F	25.	68-5129	Top yoke	1
L, T, R, F	26.	68-5137‡	Cable guide bracket	2
L, T, R, F	27.	65-5332	Washer for top cap nut, line 29	2
L, T, R, F	28.	76-9325‡	Grommet for guide bracket	2
L, T, R, F	29.	97-2245	Top cap nut ($1\frac{1}{16}" \times 28$ turns per inch Unified Fine)	2
L, T, R, F	30.	65-5446	Grub-screw, steering lock	1
L, T, R, F	31.	97-3875	Steering damper rod complete	1
L, T, R, F	32.	14-0119	Bolt, heat sink and steady stay ($\frac{5}{16}$ " Unified Fine $\times 2"$)	1
L, T, R, F	33.	24-6035	Spring washer, damper rod	1
L, T, R, F	34.	65-5380	Friction washer, steering damper	1
L, T, R, F	35.	68-5185	Anchor plate, steering damper	1
L, T, R, F	36.	25-5247	Star washer, steering damper	1
L, T, R, F	37.	65-5328	Centre, steering damper	1
L, T, R, F	38.	60-2720	Split pin, steering damper ($3/32" \times 1/2"$)	1
L, T, R, F	39.	68-9428	Heat sink for zener diode	1
L, T, R, F	40.	02-0923	Washer, heat sink and steady stay ($\frac{5}{16}" \times \frac{5}{8}" \times \frac{1}{16}"$)	1
L, T, R, F	41.	14-1802	Nut, heat sink and steady stay ($\frac{5}{16}$ " Unified Fine)	1

*See page 6.

†Special material: 17.—EN15.

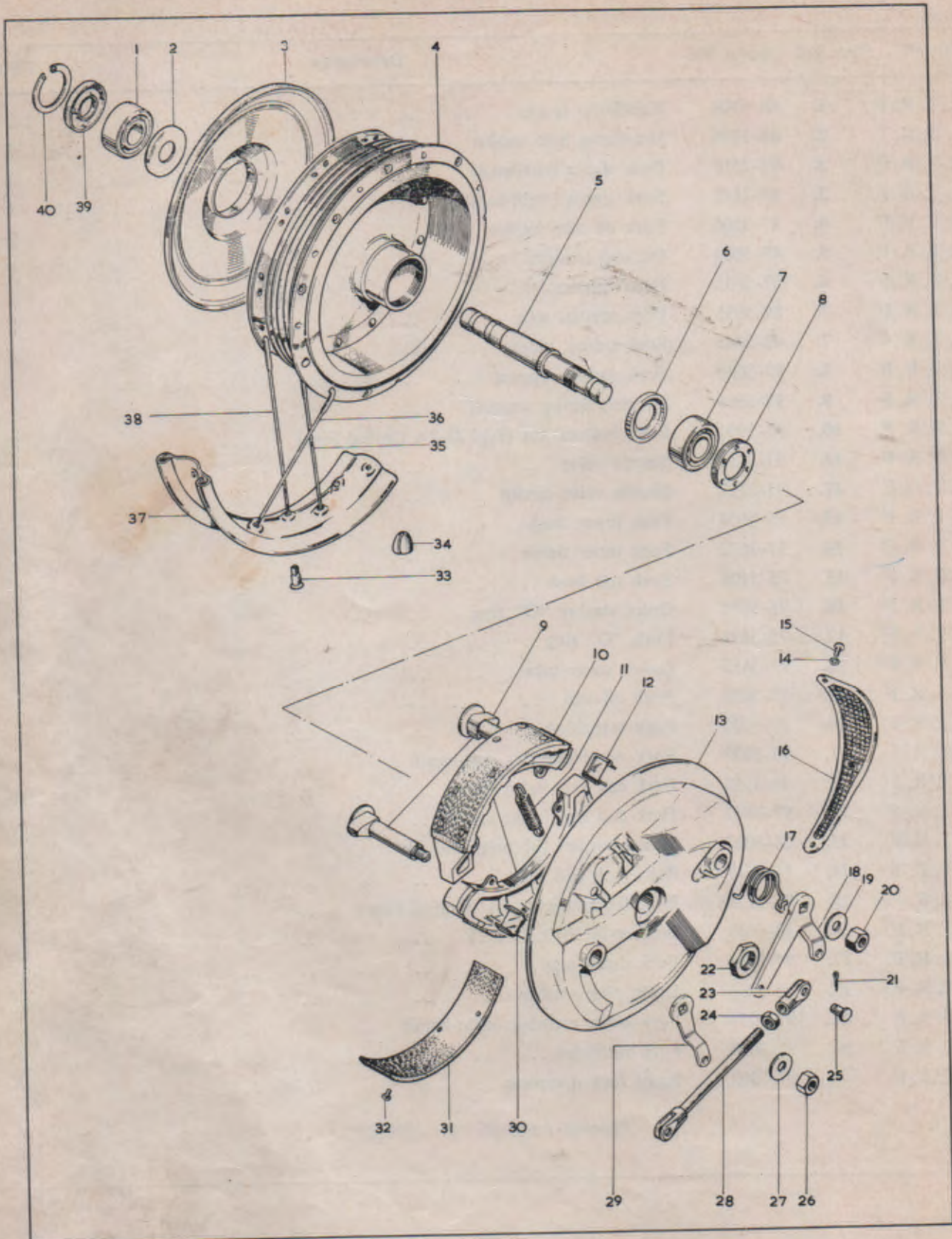
‡U.S.A. models only.



FRONT FORKS

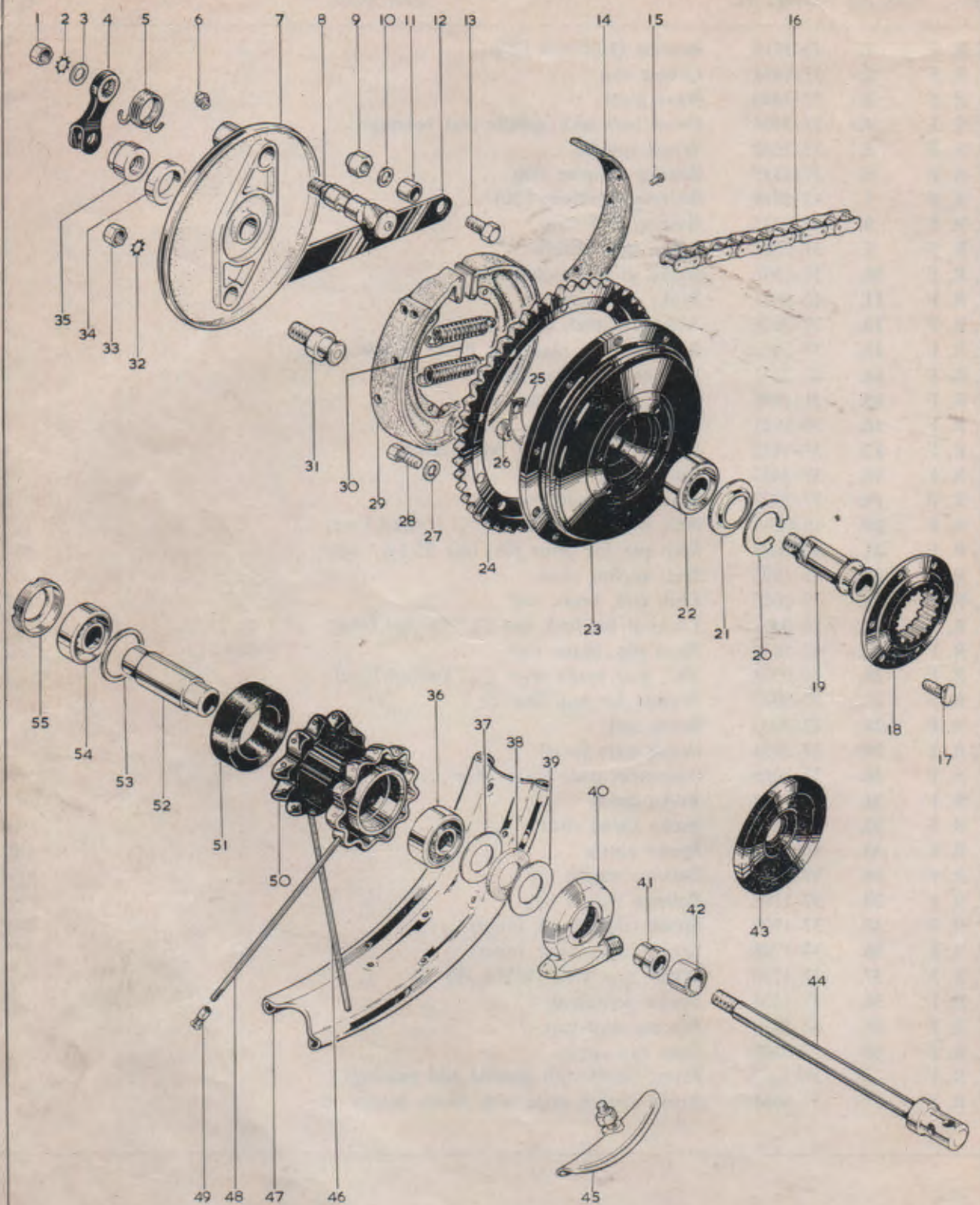
Model	Plate Ref.	Spares No.	Description	Per Set
L, T, R, F	1.	68-5108	Headlamp spacer	2
L, T, R, F	2.	68-5104	Headlamp bolt washer	2
L, T, R, F	3.	97-2510	Fork sleeve (left-hand)	1
L, T, R, F	3.	97-2512	Fork sleeve (right-hand)	1
L, T, R, F	4.	47-5065	Fork oil seal washer	2
L, T, R, F	5.	47-5064	Oil seal retainer	4
L, T, R, F	6.	97-3635	Fork bellows	2
L, T, R, F	7.	89-5036	Fork spring, solo	2
L, T, R	7.	42-5145	Fork spring, sidecar	2
L, T, R, F	8.	97-3638	Fork spring support	2
L, T, R, F	9.	97-1656	Washer, spring support	2
L, T, R, F	10.	97-2091	Fork bottom nut (1 $\frac{1}{16}$ " 28-2A Unified Fine)	2
L, T, R, F	11.	97-2154	Shuttle valve	2
L, T, O, F	12.	97-2127	Shuttle valve circlip	2
L, T, R, F	13.	75-5104	Fork lower bush	2
L, T, R, F	14.	97-3672	Fork inner sleeve	2
L, T, R, F	15.	75-5105	Fork top bush	2
L, T, R, F	16.	75-5088	Outer washer "O" ring	2
L, T, R, F	17.	75-5199	Fork "O" ring	2
L, T, R, F	18.	97-3633	Lower cover tube	2
L, T, R, F	19.	75-5099	Fork oil seal	2
L, T, R, F	20.	97-3906	Fork stanchion	2
L, T, R, F	21.	97-3933	Fork outer member (left-hand)	1
L, T, R, F	22.	97-3643	Fork end cap (left-hand)	1
L, T, R, F	22.	97-3647	Fork end cap (right-hand)	1
L, T, R, F	23.	54-8003	Spring washer for bolt, line 24	4
L, T, R, F	24.	14-0218	Bolt, fork end cap	4
L, T, R, F	25.	97-2126*	Bolt, for restrictor ($\frac{1}{4}$ " Unified Fine)	2
L, T, R, F	26.	40-5069	Washer for bolt, line 25	2
L, T, R, F	27.	97-3894	Fork drain plug	2
L, T, R, F	28.	97-3893	Drain plug washer	2
L, T, R, F	29.	97-3934	Fork outer member (right-hand)	1
L, T, R, F	30.	97-2090	Fork restrictor	2
L, T, R, F		97-3902	Front fork complete	1

*Special material: 25.—EN36T.



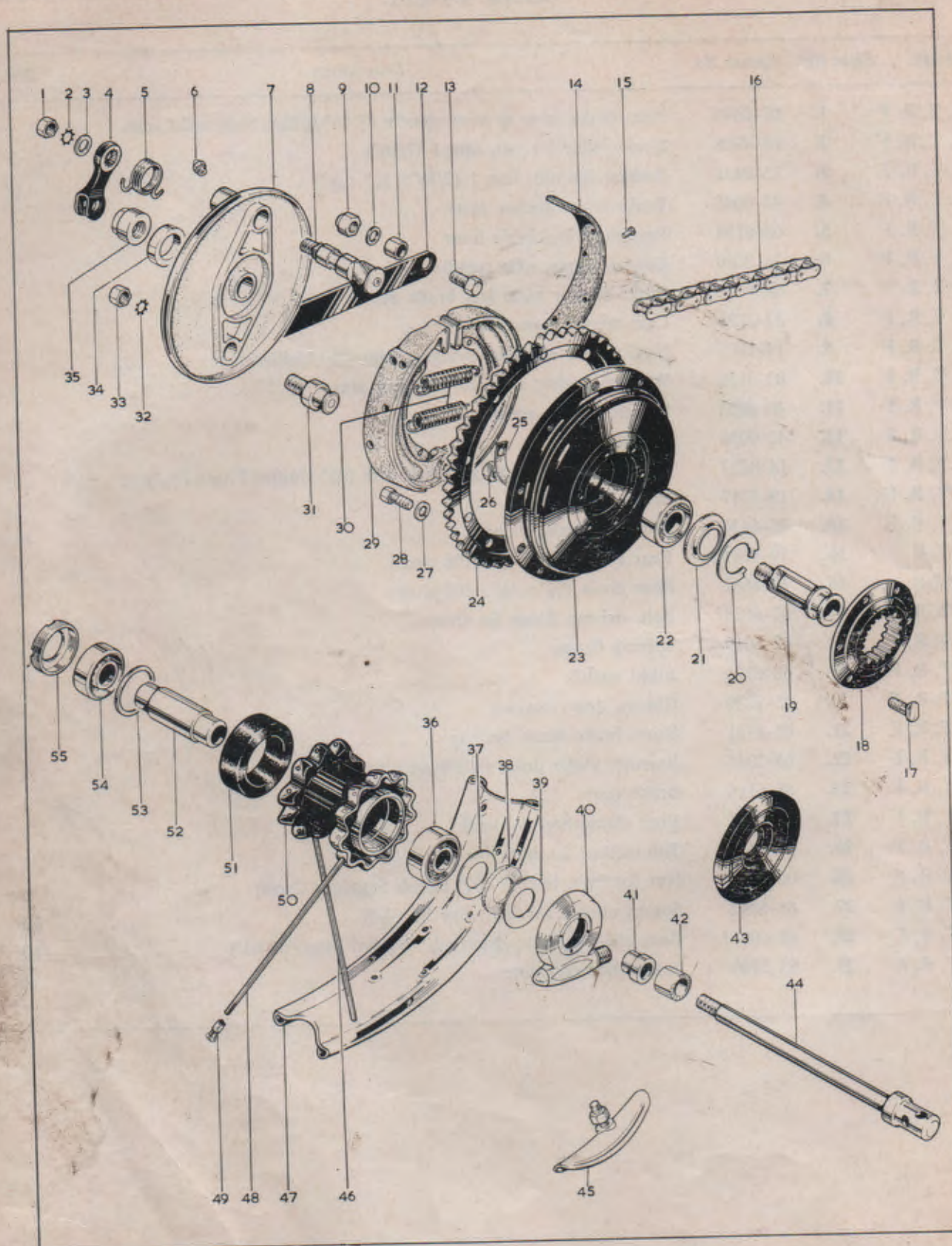
FRONT WHEEL

Model	Plate Ref.	Spares No.	Description	Per Set
L, T, R, F	1.	42-5819	Bearing (Hoffman 120)	1
L, T, R, F	2.	37-1481	Grease cap	1
L, T, R, F	3.	37-3460	Nave plate	1
L, T, R, F	4.	37-3404	Front hub with spindle and bearings	1
L, T, R, F	5.	37-3582	Wheel spindle	1
L, T, R, F	6.	37-3337	Bearing support ring	1
L, T, R, F	7.	42-5819	Bearing (Hoffman 120)	1
L, T, R, F	8.	42-6335	Bearing lock ring	1
L, T, R, F	9.	37-2001	Brake cam spindle	2
L, T, R, F	10.	37-1996	Brake shoe complete	2
L, T, R, F	11.	42-5841	Brake shoe spring	2
L, T, R, F	12.	37-2026	Abutment pad, brake shoe	1
L, T, R, F	13.	37-3462	Brake anchor plate less brake details	1
L, T, R, F	14.	82-2351	Washer for screw, line 15	3
L, T, R, F	15.	21-1998	Screw, air scoop gauze	3
L, T, R, F	16.	37-1991	Gauze for air scoop	1
L, T, R, F	17.	37-3522	Return spring, front brake lever	1
L, T, R, F	18.	37-3453	Brake lever (front)	1
L, T, R, F	19.	37-2027	Washer for nut, line 20	1
L, T, R, F	20.	14-0303	Nut, front brake lever ($\frac{3}{8}$ " Unified Fine)	1
L, T, R, F	21.	60-2683	Split pin for pivot pin, line 25 ($\frac{1}{16}$ " \times $\frac{3}{8}$ ")	2
L, T, R, F	22.	21-1995	Nut, anchor plate	1
L, T, R, F	23.	37-2005	Fork end, brake rod	1
L, T, R, F	24.	14-0401	Locknut for fork end ($\frac{1}{4}$ " Unified Fine)	1
L, T, R, F	25.	42-5836	Pivot pin, brake rod	2
L, T, R, F	26.	14-0303	Nut, rear brake lever ($\frac{3}{8}$ " Unified Fine)	1
L, T, R, F	27.	37-2027	Washer for nut, line 27	1
L, T, R, F	28.	37-2003	Brake rod	1
L, T, R, F	29.	37-3454	Brake lever (rear)	1
L, T, R, F	30.	37-2026	Abutment pad, brake shoe	1
L, T, R, F	31.	19-7734	Brake lining	2
L, T, R, F	32.	37-2059	Brake lining rivet	14
L, T, R, F	33.	42-5812	Spoke nipple	40
L, T, R, F	34.	37-1197	Balance weight ($\frac{3}{4}$ ")	as reqd.
L, T, R, F	34.	37-1198	Balance weight (1")	as reqd.
L, T, R, F	35.	37-1709	Spoke (right-hand, inner)	10
L, T, R, F	36.	37-1708	Spoke (right-hand, outer)	10
L, T, R, F	37.	37-1230	Wheel rim, steel (WM2-19)	1
L, T, R, F	38.	37-1328	Spoke (left-hand)	20
L, T, R, F	39.	42-5820	Bearing dust cap	1
L, T, R, F	40.	57-0280	Dust cap circlip	1
L, T, R, F		37-3405	Front wheel with spindle and bearings	1
L, T, R, F		37-3461	Brake anchor plate with brake details	1



REAR WHEEL

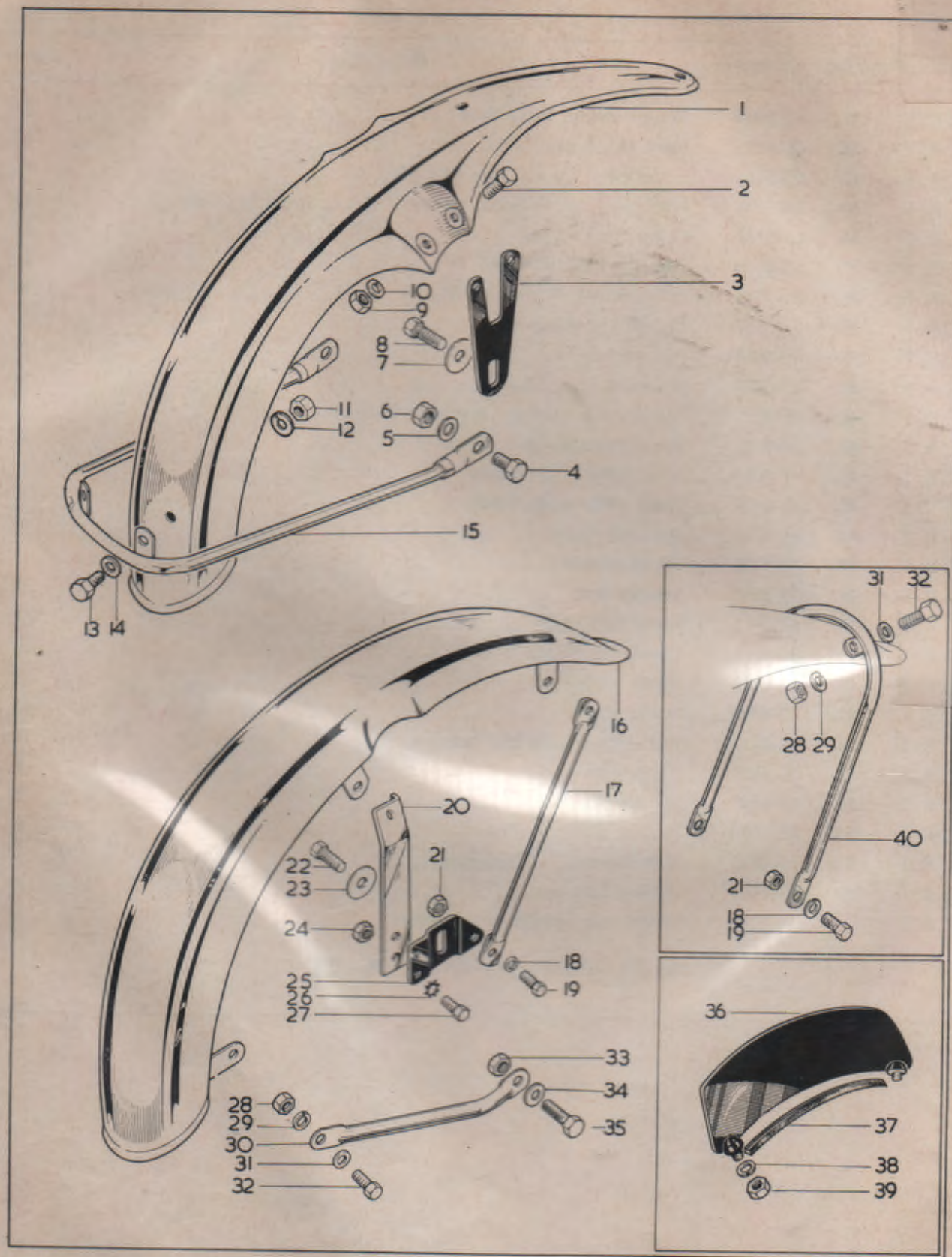
Model	Plate Ref.	Spares No.	Description	Per Set
L, T, R, F	1.	02-0440	Nut, brake lever to cam spindle (7/16" British Standard Cycle)	1
L, T, R, F	2.	66-4708	Lockwasher for nut, line 1 (7/16")	1
L, T, R, F	3.	15-0431	Washer for nut, line 1 (7/16" \times 3/4" \times 1/16")	1
L, T, R, F	4.	42-6045	Brake lever, anchor plate	1
L, T, R, F	5.	68-6134	Return spring, brake lever	1
L, T, R, F	6.	28-2080	Grease nipple, cam spindle	1
L, T, R, F	7.	68-6130	Brake anchor plate less brake details	1
L, T, R, F	8.	37-2226	Cam spindle complete.. .. .	1
L, T, R, F	9.	14-1803	Nut, anchor strap to swinging arm (3/8" Unified Fine)	1
L, T, R, F	10.	02-2138	Washer, anchor strap to swinging arm	2
L, T, R, F	11.	40-4908	Spacer, anchor strap	1
L, T, R, F	12.	42-6036	Anchor Strap	1
L, T, R, F	13.	14-0237	Bolt, anchor strap to swinging arm (3/8" Unified Fine \times 2 1/2")	1
L, T, R, F	14.	19-7717	Brake lining	2
L, T, R, F	15.	35-6436	Rivet for brake lining.. .. .	14
L, T, F	16.	19-8681	Rear chain (5/8" \times 3/8" \times 106 pitch)	1
L, T, R	16.	19-8682	Rear chain (5/8" \times 3/8" \times 105 pitch)	1
L, T, R, F	17.	67-6038*	Bolt, driving flange to drum.. .. .	6
L, T, R, F	18.	42-6019	Driving flange	1
L, T, R, F	19.	68-6121	Fixed spindle	1
L, T, R, F	20.	65-2240	Circlip, drum bearing	1
L, T, R, F	21.	68-6131	Shim, brake drum bearing	1
L, T, R, F	22.	65-2045	Bearing, brake drum (Hoffman 125)	1
L, T, R, F	23.	68-6116	Brake drum	1
L, T, R, F	24.	68-6088	Rear chainwheel (47 teeth)	1
L, T, R, F	25.	68-6135	Tab washer for nut, line 26	3
L, T, R, F	26.	02-0452	Nut for bolt, line 17 (3/8" British Standard Cycle)	6
L, T, R, F	27.	68-6092	Spring washer for bolt, line 28 (5/16")	10
L, T, R, F	28.	68-6095*	Bolt, chainwheel to drum (5/16" Unified Fine \times 35/64")	10
L, T, R, F	29.	65-5940	Brake shoe complete	2



REAR WHEEL

Model	Plate Ref.	Spares No.	Description	Per Set
L, T, R, F	30.	65-5904	Return spring, brake shoe	2
L, T, R, F	31.	68-6133	Pivot pin, brake shoe	1
L, T, R, F	32.	65-5111	Lockwasher for nut, line 33 ($\frac{1}{2}$ "	1
L, T, R, F	33.	24-7000	Nut, pivot pin to brake plate ($\frac{1}{2}$ " British Standard Cycle)	1
L, T, R, F	34.	68-6132	Collar, brake plate	1
L, T, R, F	35.	68-6100	Nut, fixed spindle	1
L, T, R, F	36.	65-5883	Hub bearing (Hoffman LS9)	1
L, T, R, F	37.	65-5887	Felt washer retainer	1
L, T, R, F	38.	65-5886	Felt washer	1
L, T, R, F	39.	41-6021	Retaining ring, felt washer	1
L, T, R, F	40.	19-9217	Speedometer gearbox, m.p.h. (1.25 to 1)	1
L, T, R, F	40.	19-9212	Speedometer gearbox, k.p.h. (2 to 1)	1
L, T, R, F	41.	41-6019	Inner collar (right-hand)	1
L, T, R, F	42.	68-6110	Outer collar (right-hand)	1
L, T, R, F	43.	68-6142	Hub end cover	1
L, T, R, F	44.	68-6120	Wheel spindle	2
L, T, R, F	45.	37-3468	Security bolt	20
L, T, R, F	46.	42-6011	Spoke (left-hand)	20
L, T, R, F	47.	42-6371	Wheel rim (WM3-18 steel)	1
L, T, R, F	48.	42-6012	Spoke (right-hand)	20
L, T, R, F	49.	27-6810	Spoke nipple	40
L, T, R, F	50.	68-6114	Hub with spindle and bearings	1
L, T, R, F	51.	67-6051	Rubber sleeve	1
L, T, R, F	52.	67-6027	Spindle sleeve	1
L, T, R, F	53.	65-5884	Bearing thrust washer	1
L, T, R, F	54.	65-5883	Hub bearing (Hoffman LS9)	1
L, T, R, F	55.	68-6081	Bearing lock ring	1
L, T, R, F		68-6145	Wheel with spindle and bearings	1

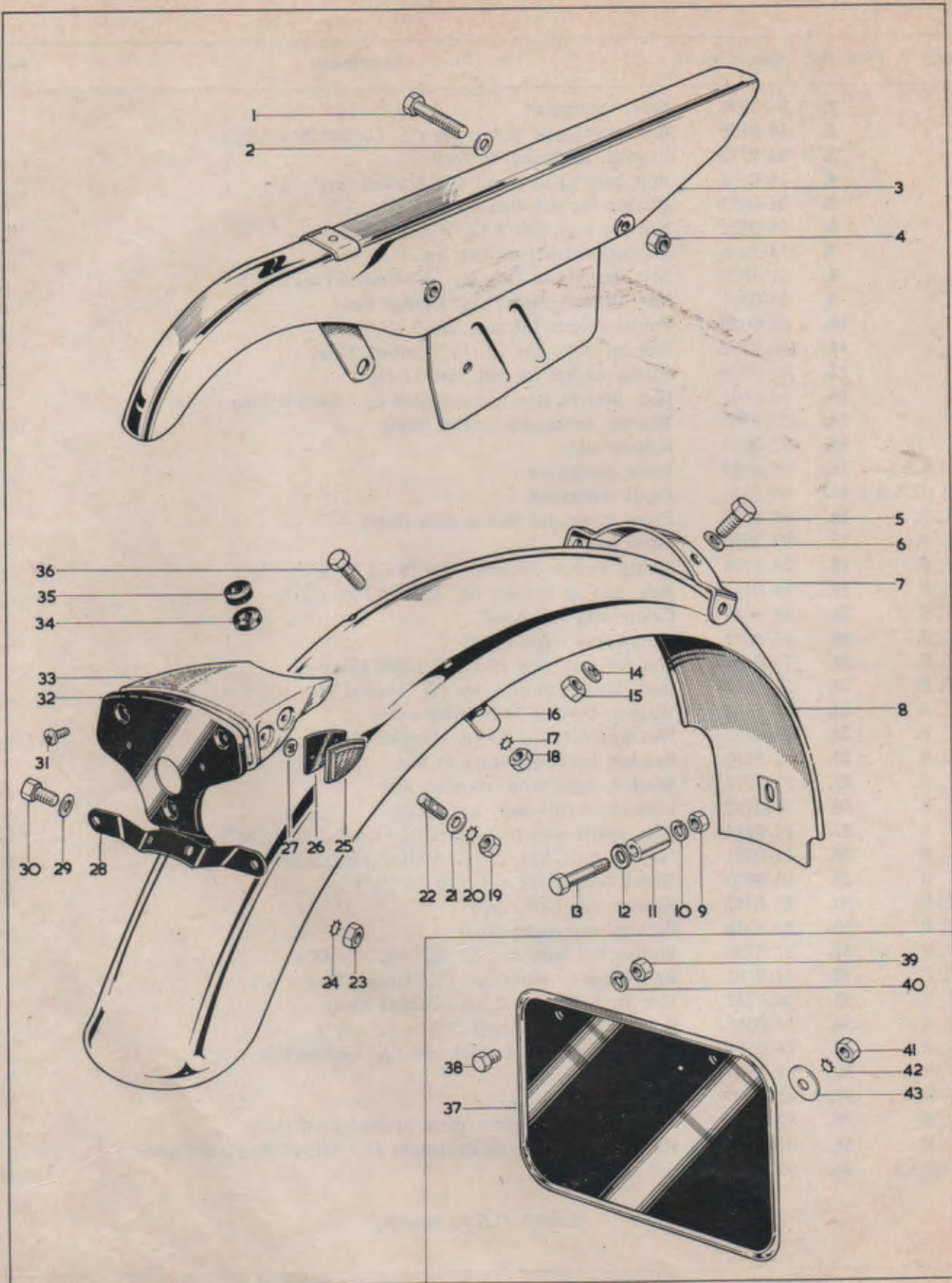
*Special material: 17.—EN14B. 28.—EN14B.



FRONT MUDGUARDS

Model	Plate Ref.	Spares No.	Description	Per Set
F	1.	97-3896	Front mudguard	1
F	2.	14-0101	Bolt, mudguard to bracket ($\frac{1}{4}$ " Unified Fine $\times \frac{1}{2}$ ")	4
F	3.	82-9772	Bracket, mudguard to fork	2
F	4.	14-0114	Bolt, stay to fork end ($\frac{5}{16}$ " Unified Fine $\times \frac{3}{4}$ ")	2
F	5.	54-0055	Washer for nut, line 6 ($\frac{5}{16}$ " $\times \frac{5}{8}$ " $\times \frac{1}{16}$ ")	2
F	6.	14-0702	Nut for bolt, line 4 ($\frac{5}{16}$ " Unified Fine)	2
F	7.	54-5504	Washer, bracket to fork leg	2
F	8.	21-1822	Bolt, bracket to fork leg ($\frac{5}{16}$ " Unified Fine $\times \frac{1}{2}$ ")	2
F	9.	14-0301	Nut for bolt, line 2 ($\frac{1}{4}$ " Unified Fine)	4
F	10.	82-9020	Spring washer for nut, line 9 ($\frac{1}{4}$ ")	4
F	11.	14-0301	Nut for bolt, line 13 ($\frac{1}{4}$ " Unified Fine)	2
F	12.	82-9020	Spring washer for nut, line 11 ($\frac{1}{4}$ ")	2
F	13.	14-0101	Bolt, bottom stay to mudguard ($\frac{1}{4}$ " Unified Fine $\times \frac{1}{2}$ ")	2
F	14.	27-8560	Washer, mudguard bottom fixing	4
F	15.	97-3897	Bottom stay	1
L (U.S.A.)	16.	68-6539	Front mudguard	2
T, R (U.S.A.)	16.	68-6536	Front mudguard	1
L, T, R	16.	68-6535	Front mudguard (for number plate)	1
L, T, R	17.	97-3650	Front stay	2
L, T, R	18.	24-8784	Spring washer for bolt, line 19 ($\frac{5}{16}$ " $\times \frac{5}{8}$ " $\times \cdot 040$ ")	2
L, T, R	19.	14-0113	Bolt, stay to bracket ($\frac{5}{16}$ " Unified Fine $\times \frac{5}{8}$ ")	2
L, T, R	20.	68-6548	Centre stay (left-hand)	1
L, T, R	20.	68-6549	Centre stay (right-hand)	1
L, T, R	21.	14-0402	Nut for bolt, line 19 ($\frac{5}{16}$ " Unified Fine)	2
L, T, R	22.	21-1822	Bolt, bracket to fork leg ($\frac{5}{16}$ " Unified Fine $\times \frac{1}{2}$ ")	2
L, T, R	23.	54-5504	Washer, bracket to fork leg	2
L, T, R	24.	14-0402	Nut for bolt, line 27 ($\frac{5}{16}$ " Unified Fine)	4
L, T, R	25.	82-9610	Bracket, left-hand, stays to fork	1
L, T, R	25.	82-9771	Bracket, right-hand, stays to fork	1
L, T, R	26.	36-0382	Lockwasher for bolt, line 27 ($\frac{5}{16}$ ")	4
L, T, R	27.	14-0114	Bolt, centre stay to bracket ($\frac{5}{16}$ " Unified Fine $\times \frac{3}{4}$ ")	4
L, T, R	28.	14-0301	Nut for bolt, line 32 ($\frac{1}{4}$ " Unified Fine)	6
L, T, R	29.	82-9020	Spring washer for nut, line 28 ($\frac{1}{4}$ ")	6
L, T, R	30.	82-8347	Bottom stay (left-hand)	1
L, T, R	30.	82-8348	Bottom stay (right-hand)	1
L, T, R	31.	27-8560	Washer for bolt, line 32 ($\frac{1}{4}$ " $\times \frac{5}{8}$ " $\times \cdot 048$ ")	6
L, T, R	32.	14-0102	Bolt, stays to mudguard ($\frac{1}{4}$ " Unified Fine $\times \frac{5}{8}$ ")	6
L, T, R	33.	14-0702	Nut for bolt, line 35 ($\frac{5}{16}$ " Unified Fine)	2
L, T, R	34.	54-0055	Washer for bolt, line 35 ($\frac{5}{16}$ " $\times \frac{5}{8}$ " $\times \frac{1}{16}$ ")	2
L, T, R	35.	14-0114	Bolt, bottom stay to fork end ($\frac{5}{16}$ " Unified Fine $\times \frac{3}{4}$ ")	2
L, T, R	36.	68-6524*	Front number plate	1
L, T, R	37.	42-6558*	Number plate bead	1
L, T, R	38.	82-9020*	Spring washer, number plate to mudguard ($\frac{1}{4}$ ")	2
L, T, R	39.	02-2395*	Nut, number plate to mudguard ($\frac{1}{4}$ " British Standard Cycle)	2
L (U.S.A.)	40.	97-3850	Front stay	1

*Except U.S.A. models.




REAR MUDGUARD AND CHAINGUARD

Model	Plate Ref.	Spares No.	Description	Per Set
L, T, R, F	1.	68-7723	Bolt, chainguard to swinging arm ($\frac{1}{4}$ " British Standard Cycle $\times 2$ ") ..	2
L, T, R, F	2.	27-8560	Washer for bolt, line 1 ($\frac{1}{4}$ " $\times \frac{5}{8}$ " $\times .048$ ") ..	2
L, T, R, F	3.	82-9192	Rear chainguard ..	1
L, T, R, F	4.	40-0414	Nut for bolt, line 1 ($\frac{1}{4}$ " British Standard Cycle) ..	2
L, T, R, F	5.	14-0101	Bolt, bridge to guard ($\frac{1}{4}$ " Unified Fine $\times \frac{1}{2}$ ") ..	2
L, T, R, F	6.	27-8560	Washer for bolt, line 5 ($\frac{1}{4}$ " $\times \frac{5}{8}$ " $\times .048$ ") ..	2
L, T, R, F	7.	68-6767	Mudguard bridge (top) ..	1
L, T, R	8.	68-6857	Rear mudguard, for number plate ..	1
L, T, F (U.S.A.)	8.	68-6856	Rear mudguard ..	1
L, T, R, F	9.	14-0301	Nut for bolt, line 13 ($\frac{1}{4}$ " Unified Fine) ..	1
L, T, R, F	10.	82-9020	Spring washer for nut, line 9 ($\frac{1}{4}$ ") ..	1
L, T, R, F	11.	68-6906	Spacer for bolt, line 13 ..	1
L, T, R, F	12.	27-8560	Washer for bolt, line 13 ..	1
L, T, R, F	13.	14-0205	Bolt, guard to frame ($\frac{1}{4}$ " Unified Fine $\times 1\frac{1}{2}$ ") ..	1
L, T, R, F	14.	82-9020	Spring washer for nut, line 15 ($\frac{1}{4}$ ") ..	2
L, T, R, F	15.	14-0301	Nut for bolt, line 5 ($\frac{1}{4}$ " Unified Fine) ..	2
L, T, R, F	16.	68-6768	Stiffener plate ..	1
L, T, R, F	17.	36-0382	Lockwasher for nut, line 18 ($\frac{5}{16}$ ") ..	2
L, T, R, F	18.	14-0402	Nut for bolt, line 36 ($\frac{5}{16}$ " Unified Fine) ..	2
L, T, R, F	19.	02-2395	Nut for stud, line 22 ($\frac{1}{4}$ " British Standard Cycle) ..	1
L, T, R, F	20.	29-0541	Lockwasher for nut, line 19 ($\frac{1}{4}$ ") ..	1
L, T, R, F	21.	76-0101	Washer for stud, line 22 ($17/64$ " $\times \frac{3}{4}$ " $\times .080$ ") ..	1
L, T, R, F	22.	31-0222	Stud, rear lamp support ($\frac{1}{4}$ " British Standard Cycle/Whitworth) ..	1
L, T, R, F	23.	14-0301	Nut for bolt, line 30 ($\frac{1}{4}$ " Unified Fine) ..	2
L, T, R, F	24.	29-0541	Lockwasher for nut, line 23 ($\frac{1}{4}$ ") ..	2
L, T, R, F	25.	19-0943	Rear side reflector (Lucas 57111) ..	2
L, T, R, F	26.	82-8140	Rubber pad for reflector ..	2
L, T, R, F	27.	82-8195	"Push-fix" for reflector ..	4
L, T, R, F	28.	68-6834	Number plate bracket ..	1
L, T, R, F	29.	27-8560	Washer, number plate bracket to guard ($\frac{1}{4}$ " $\times \frac{5}{8}$ " $\times .048$ ") ..	2
L, T, R, F	30.	14-0101	Bolt, number plate bracket to guard ($\frac{1}{4}$ " Unified Fine $\times \frac{1}{2}$ ") ..	2
L, T, R, F	31.	54-9012	Screw, lamp to support (2 British Association $\times \frac{5}{16}$ ") ..	1
L, T, R, F	32.	68-6835	Rear lamp to support plate ..	1
L, T, R, F	33.	82-8253	Rear lamp support ..	1
L, T, R, F	34.	82-9097	Grommet for stud, line 22 ..	1
L, T, R, F	35.	67-6839	Wiring grommet ..	2
L, T, R, F	36.	14-0115	Bolt, guard to seat rail ($\frac{5}{16}$ " Unified Fine $\times \frac{7}{8}$ ") ..	2
L, T, R	37.	68-6837*	Rear number plate ..	2
L, T, R	38.	14-0604*	Bolt, number plate top fixing ($\frac{1}{4}$ " Unified Fine $\times \frac{1}{2}$ ") ..	1
L, T, R	39.	14-0301*	Nut for bolt, line 38 ($\frac{1}{4}$ " Unified Fine) ..	2
L, T, R	40.	82-9020*	Spring washer for nut, line 39 ($\frac{1}{4}$ ") ..	2
L, T, R	41.	14-0301*	Nut, number plate bottom fixing ($\frac{1}{4}$ " Unified Fine) ..	1
L, T, R	42.	29-0541*	Lockwasher for nut, line 41 ($\frac{1}{4}$ ") ..	1
L, T, R	43.	27-8560*	Washer, number plate bottom fixing ($\frac{1}{4}$ " $\times \frac{5}{8}$ " $\times .048$ ") ..	1

*Except U.S.A. models.



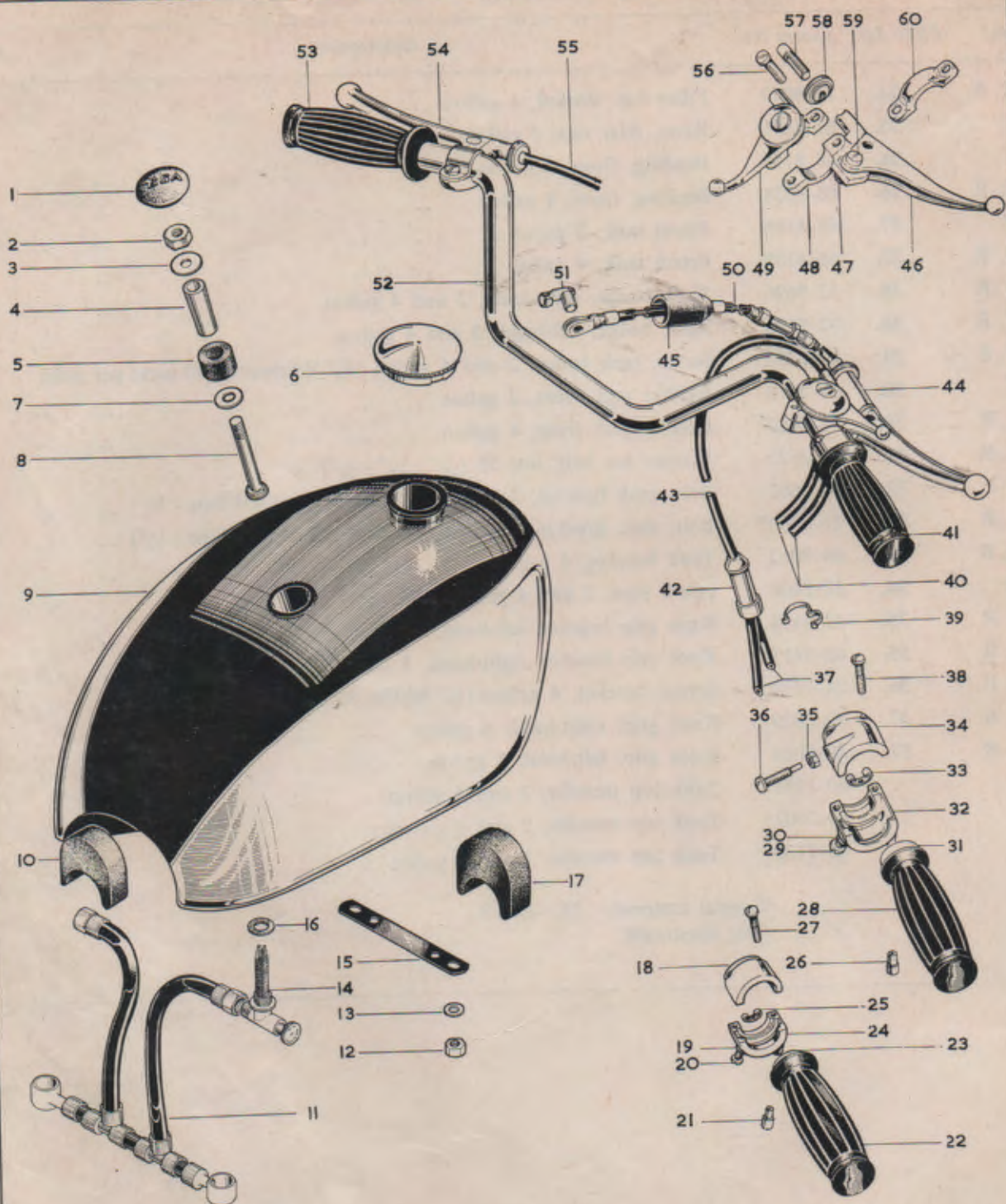


PETROL TANK (STEEL), TWIN SEAT

Model	Plate Ref.	Spares No.	Description	Per Set
L, T, R	24.	75-8009	Filler cap, domed, 4 gallon	1
L, T	25.	68-8191	Rivet, filler cap, 2 gallon	1
L, T	26.	68-8158	Beading, front, 2 gallon	1
L, T, R	26.	68-8038	Beading, front, 4 gallon	1
L, T	27.	68-8188	Petrol tank, 2 gallon	1
L, T, R	27.	68-8189	Petrol tank, 4 gallon	1
L, T, R	28.	82-9696	Tank badge, right-hand, 2 and 4 gallon	1
L, T, R	28.	82-9695	Tank badge, left-hand, 2 and 4 gallon	1
L, T, R	29.	82-8250	Screw, tank badge, 2 and 4 gallon ($\frac{1}{8}$ " Whitworth, 40 turns per inch)	4
L, T	30.	68-8110	Rubber pad, front, 2 gallon	1
L, T, R	30.	68-8017	Rubber pad, front, 4 gallon	1
L, T, R	31.	02-0923	Washer for bolt, line 32 ($\frac{5}{16}$ " \times $\frac{5}{8}$ " \times $\frac{1}{16}$ ")	2
L, T	32.	21-5662	Bolt, tank bracket, 2 gallon ($\frac{5}{16}$ " British Standard Fine \times $\frac{5}{8}$ ")	2
L, T, R	32.	21-6050*	Bolt, tank bracket, 4 gallon ($\frac{5}{16}$ " British Standard Fine \times $\frac{1}{2}$ ")	2
L, T, R	33.	68-8062	Tank bracket, 4 gallon	1
T, R	34.	82-8408	Petrol pipe, 2 and 4 gallon	1
L, T, R	35.	42-8114	Knee grip bracket, left-hand, 4 gallon	1
L, T, R	35.	42-8115	Knee grip bracket, right-hand, 4 gallon	1
L, T, R	36.	24-7178	Screw, bracket, 4 gallon ($\frac{1}{4}$ " British Standard Cycle \times $\frac{7}{8}$ ")	4
L, T, R	37.	40-8029	Knee grip, right-hand, 4 gallon	1
L, T, R	37.	40-8030	Knee grip, left-hand, 4 gallon	1
L		60-1991†	Tank top transfer, 2 and 4 gallon	1
T		60-2002†	Tank top transfer, 2 and 4 gallon	1
R		60-2150†	Tank top transfer, 2 and 4 gallon	1

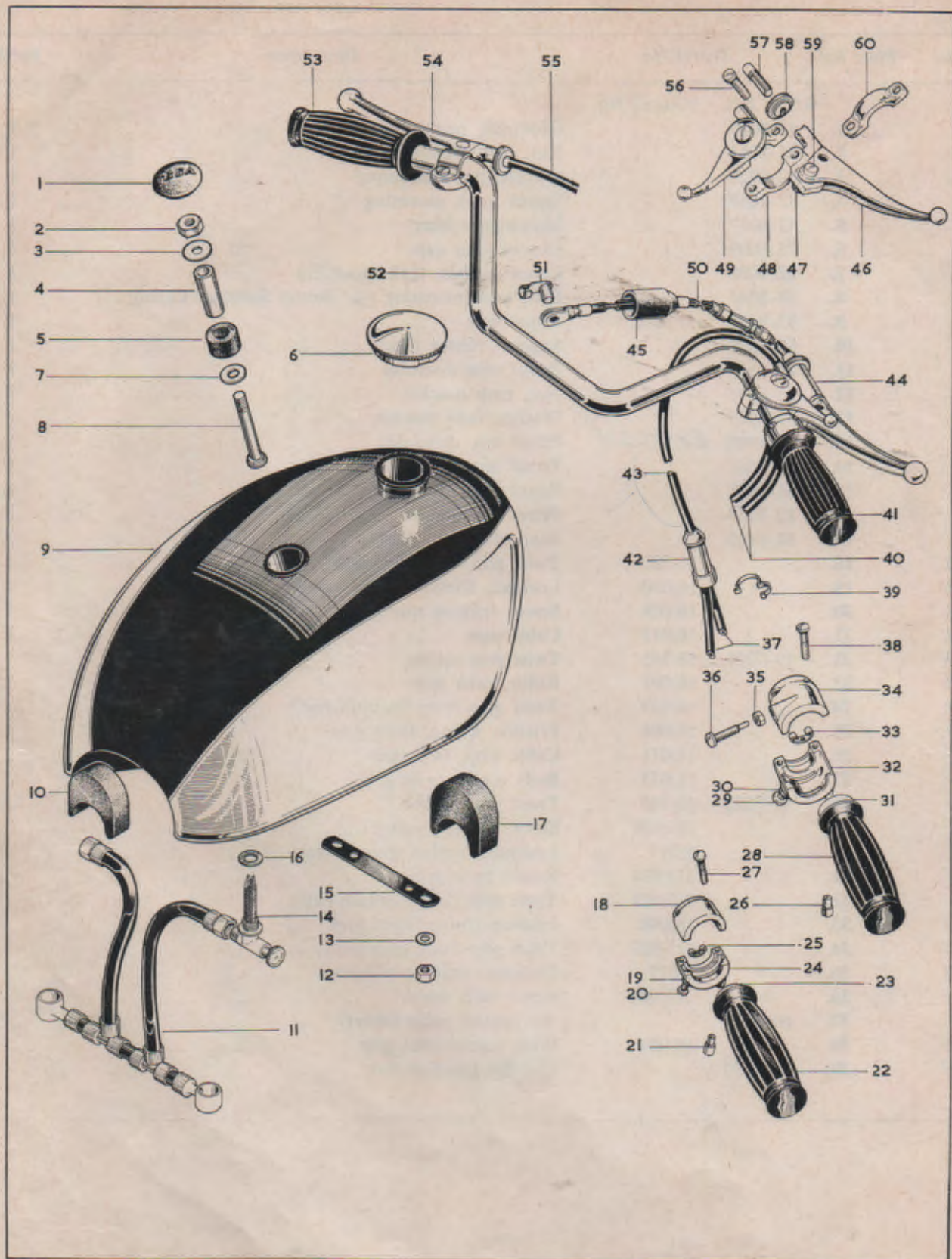
*Special material: 32.—EN15.

†Not illustrated.



PETROL TANK, HANDLEBAR AND CONTROLS

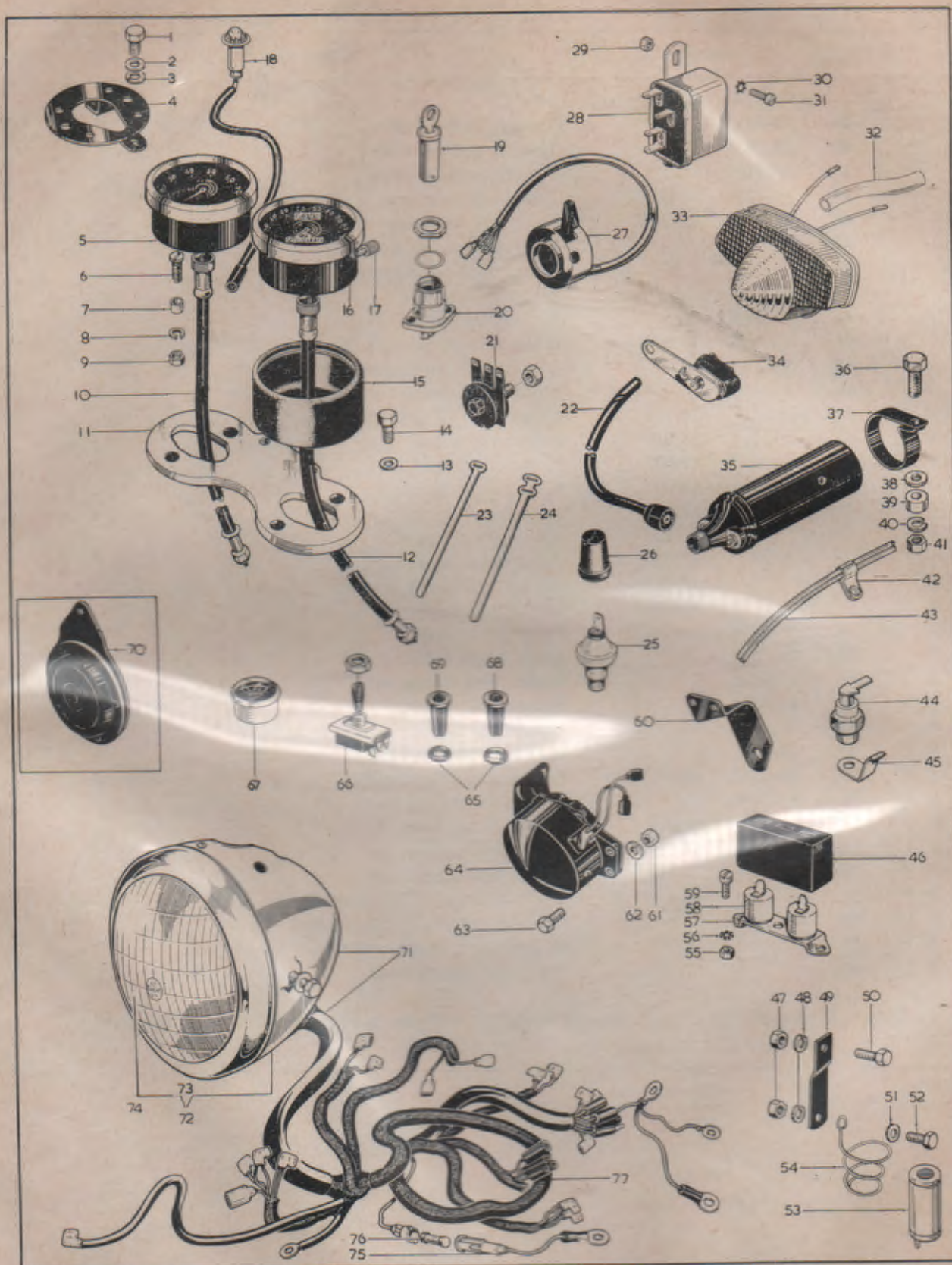
Model	Plate Ref.	Spares No.	Description	Per Set
		B.S.A. No. MAKERS No.		
F	1.	42-8010	Grommet, petrol tank..	1
F	2.	68-8014	Nut, tank mounting ..	1
F	3.	02-0923	Washer, tank mounting ..	1
F	4.	83-1659	Spacer, tank mounting ..	1
F	5.	42-8017	Mounting rubber ..	1
F	6.	75-8009	Domed filler cap ..	1
F	7.	82-9008	Lower washer, tank mounting ..	1
F	8.	68-8045	Bolt, tank mounting ($\frac{5}{16}$ " British Standard Cycle)..	1
F	9.	82-9801	Petrol tank ..	1
F	10.	83-1658	Support rubber (rear) ..	1
F	11.	83-1662	Petrol pipe assembly ..	1
F	12.	75-6594	Nut, tank bracket ..	2
F	13.	02-0923	Washer, tank bracket ..	2
F	14.	83-1660 68-8024	Petrol tap, drive-side ..	1
F	14.	83-1661	Petrol tap, timing-side ..	1
F	15.	41-9071	Petrol tank strap ..	1
F	16.	82-9204	Petrol tap washer ..	2
F	17.	68-8110	Support rubber (front) ..	1
T, R	18.	16/328	Twist grip body (top half) ..	1
T, R	19.	16/010	Locknut, friction spring screw ..	1
T, R	20.	16/009	Screw, friction spring ..	1
T, R	21.	16/011	Cable stop ..	1
T, R	22.	19-7222 16/365	Twist grip rubber ..	1
T, R	23.	16/091	Rotor, twist grip ..	1
T, R	24.	16/329	Twist grip body (bottom half) ..	1
T, R	25.	16/008	Friction spring, twist grip ..	1
L, F	26.	16/011	Cable stop, twist grip ..	2
T, R	27.	11/013	Body screw, twist grip ..	2
L, F	28.	19-7222 16/365	Twist grip rubber ..	1
L, F	29.	210/007	Screw, friction spring ..	1
L, F	30.	5/077	Locknut, friction spring screw ..	1
L, F	31.	313/004	Rotor, twist grip ..	1
L, F	32.	313/021	Twist grip body (bottom half) ..	1
L, F	33.	16/008	Friction spring, twist grip ..	1
L, F	34.	313/020	Twist grip body (top half) ..	1
L, F	35.	5/077	Locknut, rotor stop screw ..	1
L, F	36.	210/008	Rotor stop screw ..	1
L, F	37.	60-0826	Air control cable (short) ..	2
L, F	38.	18/084	Body screw, twist grip ..	2
L, F	39.	68-8570	Clip for junction box ..	1



PETROL TANK, HANDLEBAR AND CONTROLS

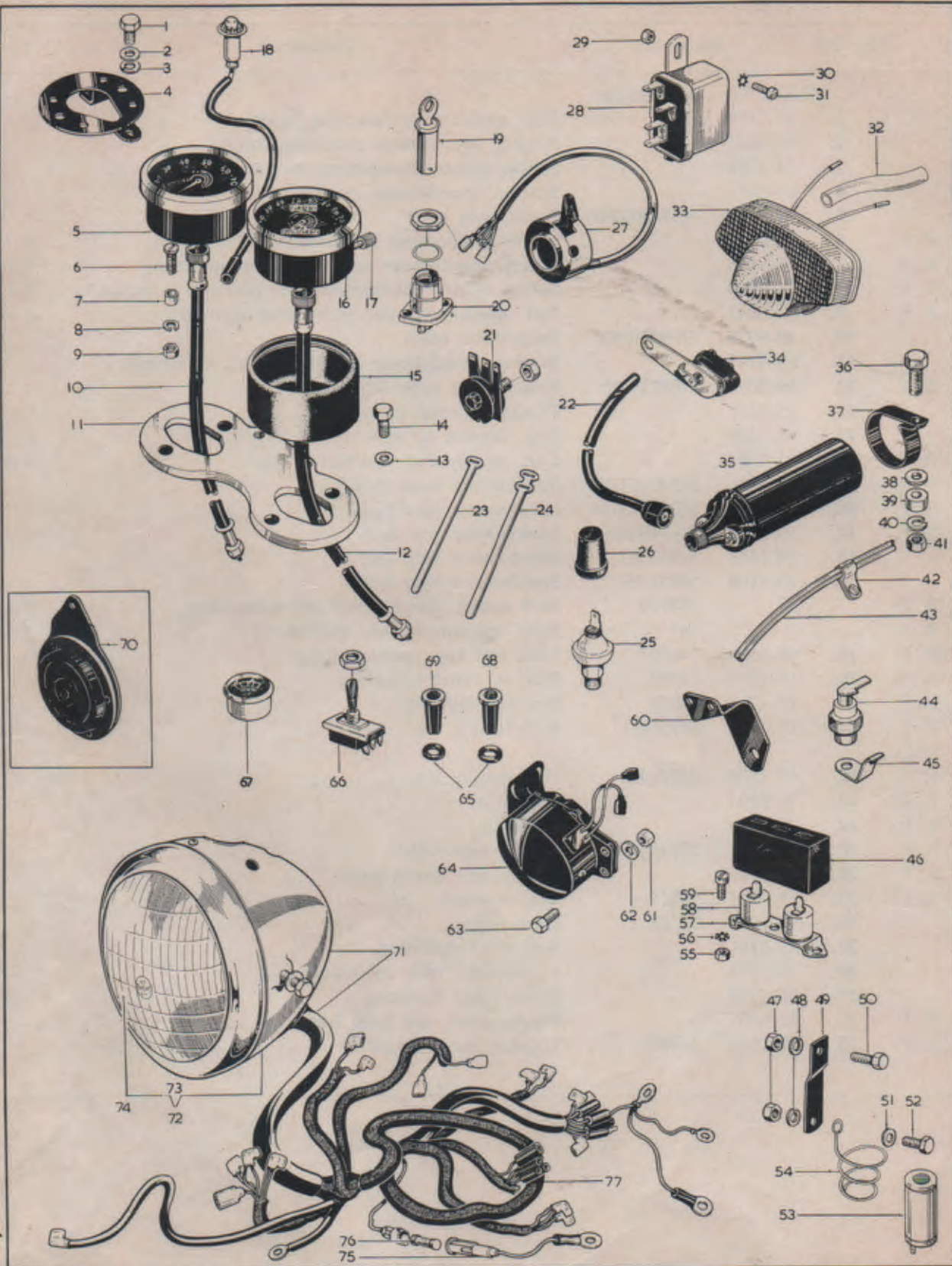
Model	Plate Ref.	Spares No.		Description	Per Set
		B.S.A. No.	MAKERS No.		
L, F	40.	60-0813		Throttle control cable	2
T	40.	60-0804		Throttle control cable	1
R	40.	60-0807		Throttle control cable	1
L, F	41.	19-7220	313/013	Twist grip complete	1
T, R	41.	19-7223	16/364	Twist grip complete	1
L, F	42.	68-8561		Junction box, air cable	1
L, F	43.	60-0823		Air control cable (long)	1
T	43.	60-0815		Air control cable	1
R	43.	60-0818		Air control cable	1
L, T, R, F	44.	60-2241	19/978M	Brake and air control complete	1
L, T, R, F	45.	60-2086		Stop switch cover, brake cable	1
L, T, R, F	46.		18/754	Front brake lever only	1
L, T, R, F	46.		18/752	Clutch control lever only	1
L, T, R, F	47.		18/053	Fulcrum pin nut, levers	2
L, T, R, F	48.		19/001	Brake lever bracket	1
L, T, R, F	48.		19/002	Clutch lever bracket	1
L, T, R, F	49.		12/556	Air control lever	1
L, T, R, F			12/607	Air control lever bolt	1
L, T, R, F			12/606	Air control lever cap	1
L, T, R, F			12/033	Air control spring washer	1
L, T, R, F			12/619	Air control body	1
L, T, F(U.S.A.)	50.	60-2076		Front brake cable	1
L, T, R	50.	60-2077		Front brake cable	1
L, T, R, F	51.	57-2006		Brake cable spring pin	1
L, T, F(U.S.A.)	52.	42-4968		Handlebar	1
L, T, R	52.	68-4971		Handlebar	1
L, T, R, F	53.	19-7221		Rubber grip (left-hand)	1
L, T, R, F	54.	60-2242	19/952M	Clutch control complete	1
L, T, R, F	55.	60-2456		Clutch control cable	1
L, T, R, F	56.		11/014	Screw, clutch lever clip	2
L, T, R, F	56.		11/014	Screw, brake lever clip	1
L, T, R, F	56.		11/013	Screw, brake lever clip	1
L, T, R, F	57.	60-2071	18/1708	Cable adjuster ($\frac{3}{8}$ " Unified Fine)	2
L, T, R, F	58.	60-2072	18/1709	Adjuster nut ($\frac{3}{8}$ " Unified Fine)	2
L, T, R, F	59.		18/087	Fulcrum pin, brake and clutch levers	2
L, T, R, F	60.		12/595	Body clip, clutch lever	1

Note:—Where no B.S.A. part number is quoted, the part is only available from the makers.



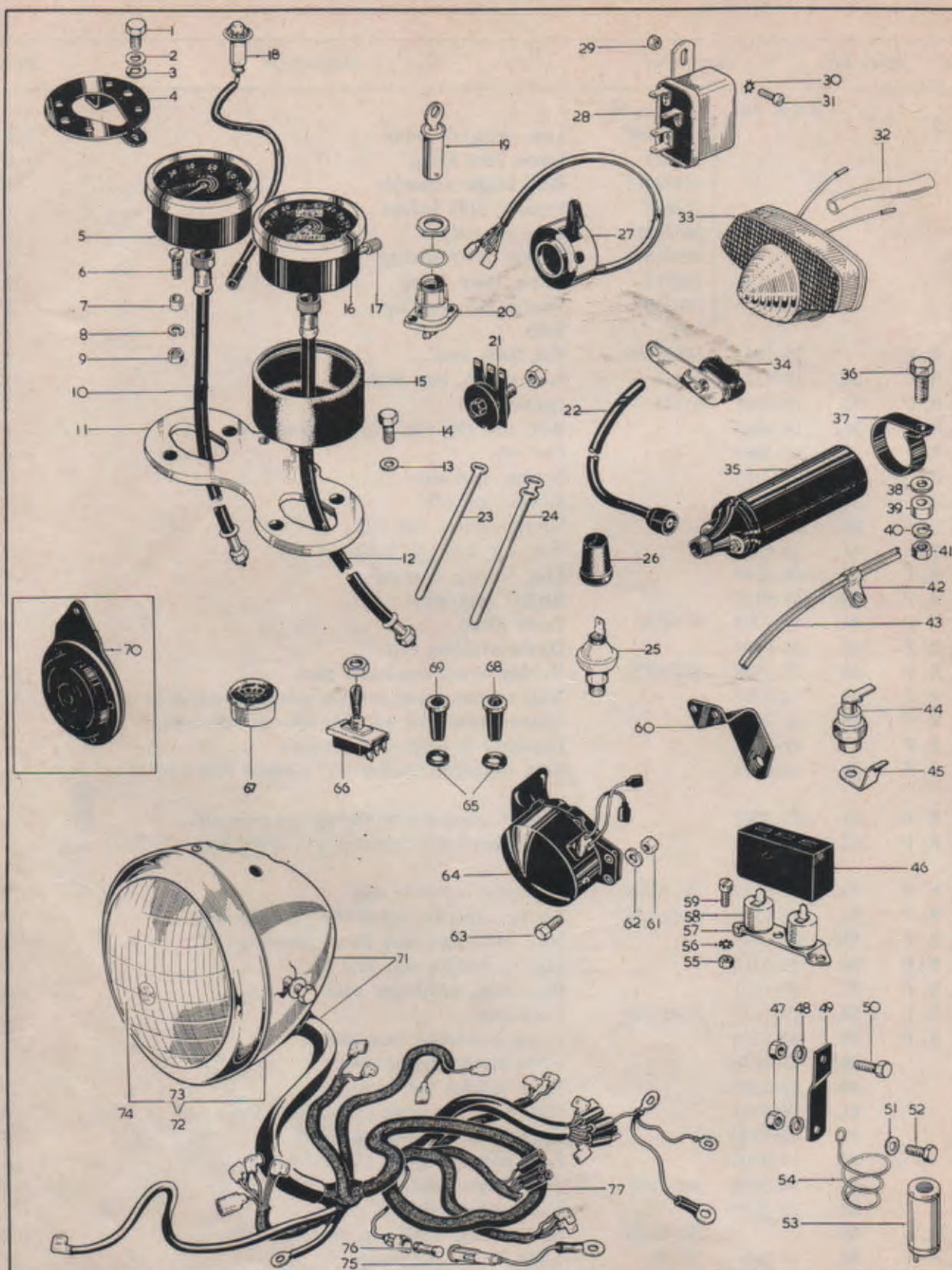
ELECTRICAL EQUIPMENT

Model	Plate Ref.	Spares No.	Description	Per Set
		B.S.A. No.	MAKERS No.	
T, R	1.	15-7354	Bolt, speedometer mounting bracket	2
T, R	2.	02-0923	Washer, speedometer mounting bracket	2
T, R	3.	24-8784	Spring washer, speedometer mounting bracket	2
T, R	4.	82-8283	Bracket, speedometer mounting	1
L, F	5.	19-2189	RSM3003-06 Tachometer head	1
L, T, R, F	6.	76-0543	Screw, speedometer and tachometer mounting	8 or 4
L, T, R, F	7.	68-9418	Spacer, speedometer and tachometer mounting	8 or 4
L, T, R, F	8.	24-7068	Spring washer, speedometer and tachometer mounting	8 or 4
L, T, R, F	9.	02-0047	Nut, speedometer and tachometer mounting	8 or 4
L, F	10.	19-9076	DF9110-00 Tachometer cable	1
L, F	11.	68-9148	Bracket, speedometer and tachometer mounting	1
L, T, R, F	12.	19-9086	DF9110-02 Speedometer cable (66")	1
L, F	13.	15-5155	Washer, bracket to yoke	2
L, F	14.	68-5056	Bolt, bracket to yoke	2
L, T, R, F	15.	83-0281	Cup, speedometer and tachometer	2 or 1
L, T, R, F	16.	19-8936	SSM5001-05 Speedometer head (m.p.h.)	1
L, T, R, F	16.	19-2183	SSM5001-04 Speedometer head (k.p.h.)	1
L, T, R, F	17.	19-9080	41-148-203-10 Speedometer trip shaft	1
L, F	18.	19-1168	54953387 Speedometer light lead	1
T, R	18.	19-1166	54953389 Speedometer light lead	1
L, T, R, F			554710 Bulb holder, speedometer and tachometer	2 or 1
L, T, R, F			643 Bulb, speedometer and tachometer	2 or 1
L, T, R, F	19.	68-9304	1-6280 Lock and key, ignition switch	1
L, T, R, F	20.	19-1775	31899 Ignition switch complete	1
L, T, R, F	21.	19-1715	49072 Rectifier with nut	1
L, T, R, F	22.	19-1883	54956431 High-tension lead	2
(U.S.A.)				
L, T, R	22.	19-1884	54956473 High-tension lead	2
L, T, R, F	23.	75-9045	Cable clip	4
L, T, R, F	24.	76-9136	Cable clip	4
L, T, R, F	25.	19-6508	5307/1/07 Oil pressure switch	1
L, T, R, F	26.	60-2045	Oil pressure switch cover	1
L, T, R, F	27.	19-0214	16714 Dipper switch	1
L	28.	19-0953	33188 Horn relay	1
L	29.	21-5161	Nut, relay mounting	2
L	30.	29-3319	Lockwasher, relay mounting	2
L	31.	21-5359	Screw, relay mounting	1
L, T, R, F	32.	82-8307	Plastic sleeve, tail lamp lead	1
L, T, R, F	33.	19-1245	53973 Stop/tail lamp complete	1



ELECTRICAL EQUIPMENT

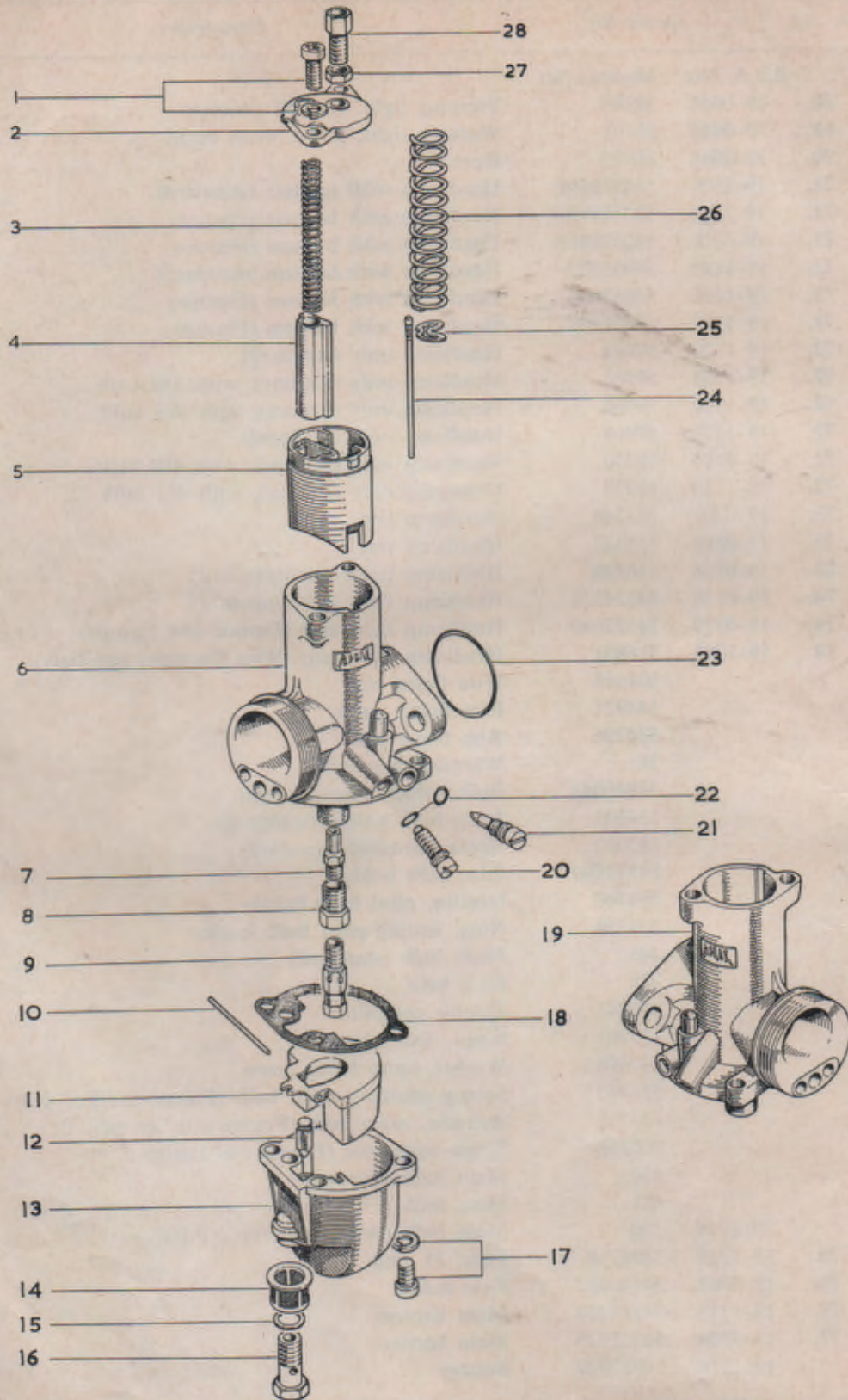
Model	Plate Ref.	Spares No.	Description	Per Set
		B.S.A. No. MAKERS NO.		
		19-1245	54577109 Lens, stop/tail lamp	1
			144921 Screw, lens fixing	1
			54578213 Bulb holder assembly	1
			573828 Interior, bulb holder	1
			54578212 Base assembly	1
			54571677 Gasket, lamp seating	1
			110714 Screw, lamp fixing	1
			188330 Washer, screw fixing	1
			380 Bulb	1
L, T, R, F		19-1845	54953386 Tail lamp lead	1
L, T, R, F	34.	19-1125	34448 Stop switch, rear brake	1
L, T, R, F	35.	19-1881	45223 Ignition coil	1
L, T, R, F	36.	14-0207	Bolt, coil clip (1/4" Unified Fine × 2")	1
L, T, R, F	37.	83-1603	Coil clip	2
L, T, R, F	38.	97-2713	Washer, coil clip	2
L, T, R, F	39.	42-8098	Spacer, coil clip	1
L, T, R, F	40.	82-9020	Spring washer, coil clip	1
L, T, R, F	41.	14-0301	Nut, coil clip (1/4" Unified Fine)	1
L, T, R, F	42.	66-8340	Clip, battery vent pipe	1
L, T, R, F	43.	68-9163	Battery vent pipe	1
L, T, R, F	44.	19-1735	49345A Zener diode	1
L, T, R, F	45.	68-9429	Diode retaining clip	1
L, T, R, F	46.	19-1848	54418528 Rubber cover, condenser pack	2
L, T, R, F	47.	14-0301	Nut, capacitor and bracket mounting—to order only	2
L, T, R, F	48.	82-9020	Spring washer for nut, line 49—to order only	1
L, T, R, F	49.	82-8277	Capacitor bracket—to order only	1
L, T, R, F	50.	14-0103	Bolt, capacitor bracket (1/4" Unified Fine × 3/4")—to order only	1
L, T, R, F	51.	02-0525	Washer, capacitor mounting—to order only	1
L, T, R, F	52.	14-0102	Bolt, capacitor mounting (1/4" Unified Fine × 5/8")—to order only	1
L, T, R, F	53.	82-8319	54170009 Capacitor—to order only	1
L, T, R, F	54.	82-8320	54483156 Spring, capacitor mounting—to order only	2
L, T, R, F	55.	02-0047	Nut, condenser base plate mounting	2
L, T, R, F	56.	29-3319	Lockwasher for nut, line 57	1
L, T, R, F	57.	19-1861	Base plate, condenser pack	2
L, T, R, F	58.	19-1847	54420128 Condenser	2
L, T, R, F	59.	40-0236	Screw, condenser base plate	1
L	60.	83-1679	Horn bracket (right-hand)	1
L	60.	83-1680	Horn bracket (left-hand)	1
L	61.	14-0301	Nut, horn mounting (1/4" Unified Fine)	4
L	62.	82-9020	Spring washer, horn mounting	4
L	63.	14-0103	Bolt, horn mounting (1/4" Unified Fine × 3/4")	4
L	64.	19-2076	SF725H Horn (right-hand)	1
L	64.	19-2077	SF725L Horn (left-hand)	1
L, T, R, F	65.		54140331 Sealing ring, headlamp warning light	2
L, T, R, F	66.	19-0964	35710 Light switch, headlamp	1
L, T, R, F	67.	19-0963	36403 Ammeter, headlamp	1



ELECTRICAL EQUIPMENT

Model	Plate Ref.	Spares No.	Description	Per Set
		B.S.A. No.	MAKERS NO.	
L, T, R, F	68.	19-0965	38189	Warning light, red, oil pressure 1
L, T, R, F	69.	19-0982	38191	Warning light, green, main beam 1
F, T, R	70.	19-2064	HF80	Horn 1
L, T, R	71.	19-1309	54052889E	Headlamp with harness (standard) 1
L, T, R	71.	19-1311	54052890E	Headlamp with harness (Europe) 1
L, T, R	71.	19-1310	54052891E	Headlamp with harness (France) 1
F	71.	19-1195	54052907	Headlamp with harness (standard) 1
F	71.	19-1196	54052908	Headlamp with harness (Europe) 1
F	71.	19-1197	54052909	Headlamp with harness (France) 1
F	72.	19-1320	59965	Headlamp only (standard) 1
F	72.	19-1321	59966	Headlamp only (Europe), with 410 bulb 1
F	72.	19-1322	59966	Headlamp only (France), with 411 bulb 1
L, T, R	72.	19-1173	59969	Headlamp only (standard) 1
L, T, R	72.	19-1184	59970	Headlamp only (Europe), with 410 bulb 1
L, T, R	72.	19-1186	59970	Headlamp only (France), with 411 bulb 1
L, T, R	73.	19-0701	553248	Headlamp rim 1
F	73.	19-0610	534343	Headlamp rim 1
L, T, R	74.	19-0958	516798	Headlamp light unit (standard) 1
F	74.	19-0738	54524526	Headlamp light unit (standard) 1
L, T, R	74.	19-0959	54522680	Headlamp light unit (France and Europe) 1
L, T, R	74.	19-1043	516801	Headlamp light unit (West Germany and Italy) 1
L, T, R, F			504665	Wire fixing clip 6
L, T, R, F			144921	Rim fixing screw 1
L, T, R, F			534296	Rim fixing plate 1
L, T, R, F			281	Warning light bulb 2
L, T, R, F			54945043	Bulb holder, warning light 2
L, T, R, F			554602	Main bulb holder (standard) 1
L, T, R, F			555910	Sleeve, terminal (standard) 1
L, T, R, F			54573590	Pilot bulb holder 1
L, T, R, F			553780	Interior, pilot bulb holder 1
L, T, R, F			554354	Ring, seating pilot bulb holder 1
L, T, R, F			446	Main bulb (standard) 1
L, T, R, F			989	Pilot bulb 1
L, T, R, F			850641	Double connector 1
L, T, R, F			112201	Screw, fixing lamp 2
L, T, R, F			137498	Washer, lamp fixing screw 2
L, T, R			556442	Spring retaining main bulb (France and Europe) 1
L, T, R			553738	Adaptor, main bulb (France and Europe) 1
L, T, R			900288	Single connector (France and Europe) 1
L, T, R			410	Main bulb (Europe) 1
L, T, R			411	Main bulb (France) 1
L, T, R		19-1044	370	Main bulb (West Germany and Italy) 1
L, T, R, F	75.	19-1249	1888218	Fuse, 35 amp. 1
L, T, R, F	76.	19-0969	54190387	Fuse holder 1
L, T, R	77.	19-1312	54955258	Main harness 1
F	77.	19-1324	54955720	Main harness 1
L, T, R, F		19-1776	54027029	Battery 1

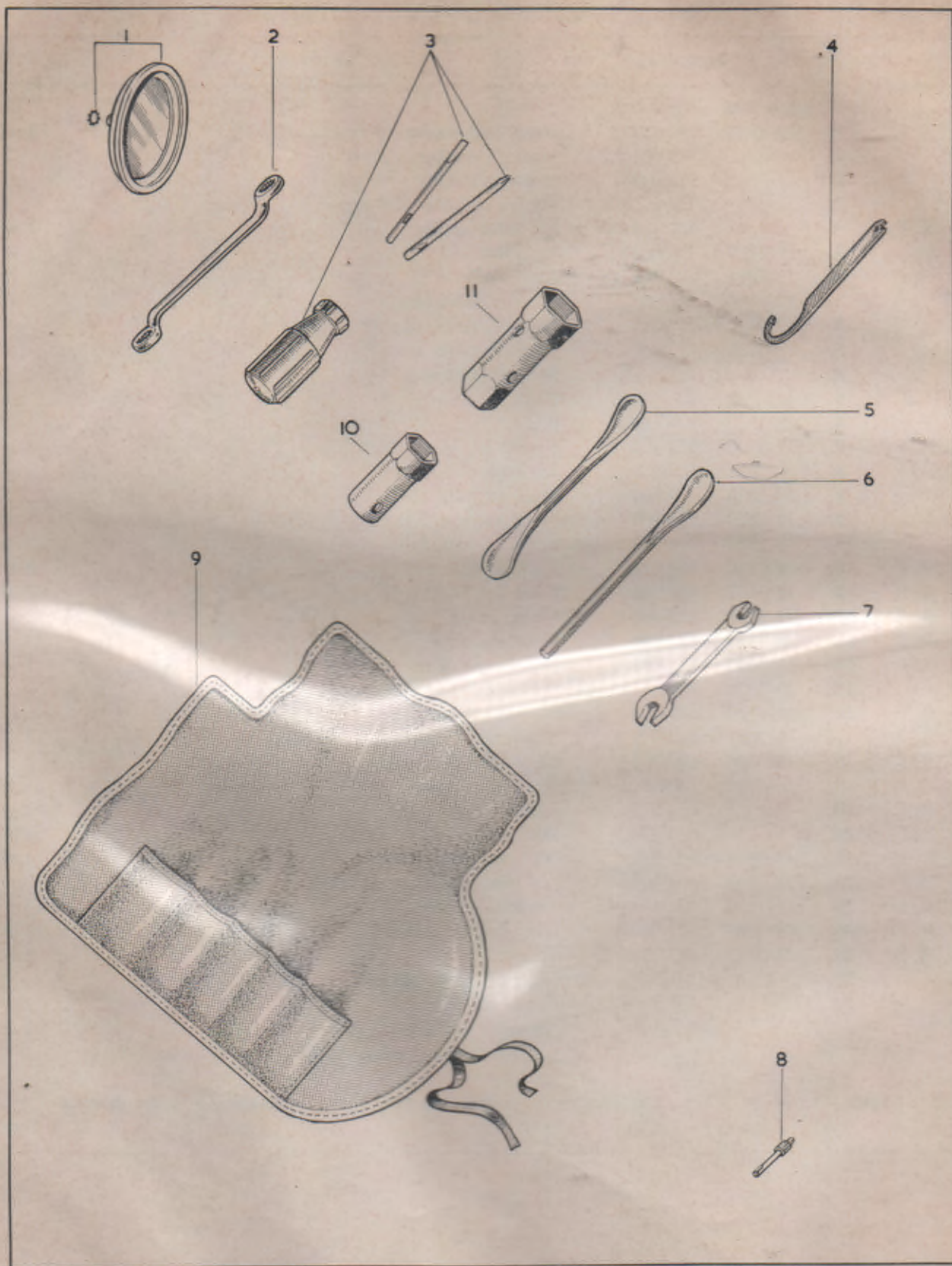
Note:—Where no B.S.A. part number is quoted, the part is only available from the makers.



CARBURETTER

Model	Plate Ref.	Spares No.		Description	Per Set
		B.S.A. No.	AMAL No.		
L, T, R, F	1.	19-3093	622/086	Screw and washer for end cap	4 or 2
L, F	2.		928/064	Mixing chamber top cap	2
T	2.		928/098	Mixing chamber top cap	1
R	2.		622/098	Mixing chamber top cap	1
L, T, R, F	3.		622/129	Air valve spring	2 or 1
L, T, F	4.	19-3109	928/062	Air valve	2 or 1
R	4.	19-3091	622/062	Air valve	1
L, F	5.	19-3108	928/060	Throttle valve size 3	2
T	5.	19-3127	928/060	Throttle valve, size 3½	1
R	5.	19-3129	622/060	Throttle valve, size 3½	1
L, F	6.		R930/005	Body (right-hand)	1
T	6.		R928/005	Body	1
R	6.		R626/005	Body	1
L, T, R, F	7.	19-3136	622/122	Needle jet, size .106"	2 or 1
L, T, R, F	8.		622/128	Jet holder	2 or 1
L, F	9.	19-2878	376/100	Main jet, size 180 c.c.	2
R	9.	19-2880	376/100	Main jet, size 200 c.c.	1
T	9.	19-2883	376/100	Main jet, size 230 c.c.	1
L, T, R, F	10.	19-3116	622/071	Float spindle	2 or 1
L, T, R, F	11.	19-3102	622/069	Float	2 or 1
L, T, R, F	12.	19-3105	622/068	Float needle	2 or 1
L, T, R, F	13.	19-3132	622/050	Float chamber	2 or 1
L, T, R, F	14.	19-3048	376/093	Petrol pipe filter	2 or 1
T, R	15.	19-2834	13/163	Banjo bolt washer	1
L, T, R, F	16.	19-3103	622/078	Banjo bolt	2 or 1
L, T, R, F	17.	19-3093	622/086	Screw and washer, float chamber	4 or 2
L, T, R, F	18.	19-3106	622/073	Float chamber gasket	2 or 1
L, F	19.		L930/005	Body (left-hand)	1
L, T, R, F	20.		622/077	Throttle stop screw	2 or 1
L, T, R, F	21.		622/076	Pilot air screw	2 or 1
L, T, R, F	22.	19-3098	622/082	"O" ring, throttle and air screws	4 or 2
L, T, R, F	23.	19-3090	622/101	"O" ring, carburetter flange	2 or 1
L, T, R, F	24.	19-3137	622/124	Throttle needle	2 or 1
L, T, R, F	25.	19-3095	622/067	Clip, throttle needle	2 or 1
L, T, R, F	26.	19-3141	622/131	Throttle spring	2 or 1
L, F	27.		5/077	Locknut, cable adjuster	2
L, F	28.		4/035	Cable adjuster	2
L, T, F			928/103	Air valve spring guide (<i>not illustrated</i>)	2 or 1
R			622/134	Air valve spring guide (<i>not illustrated</i>)	1

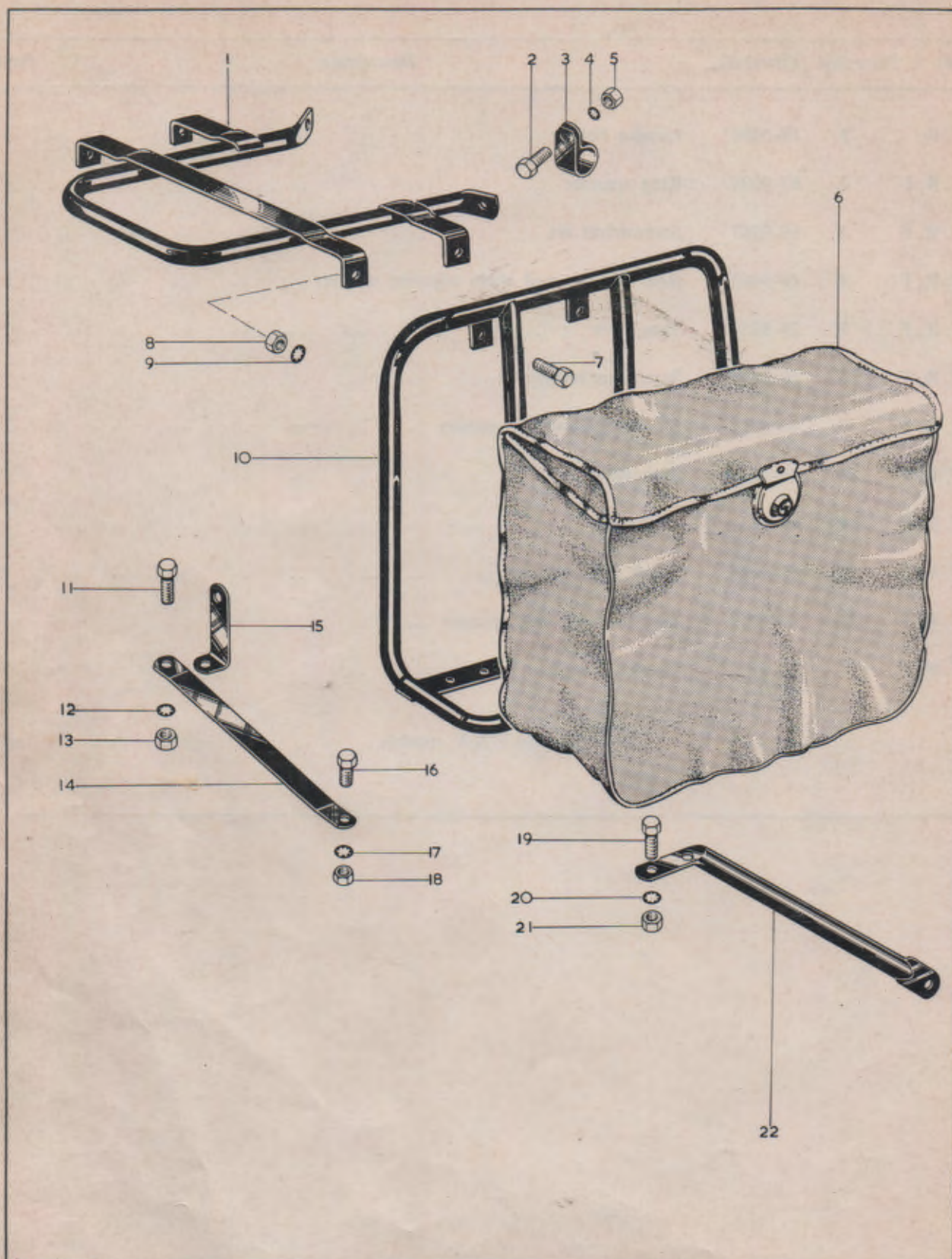
Note:—Where no B.S.A. part number is quoted, the part is only available from the makers.



TOOLKIT

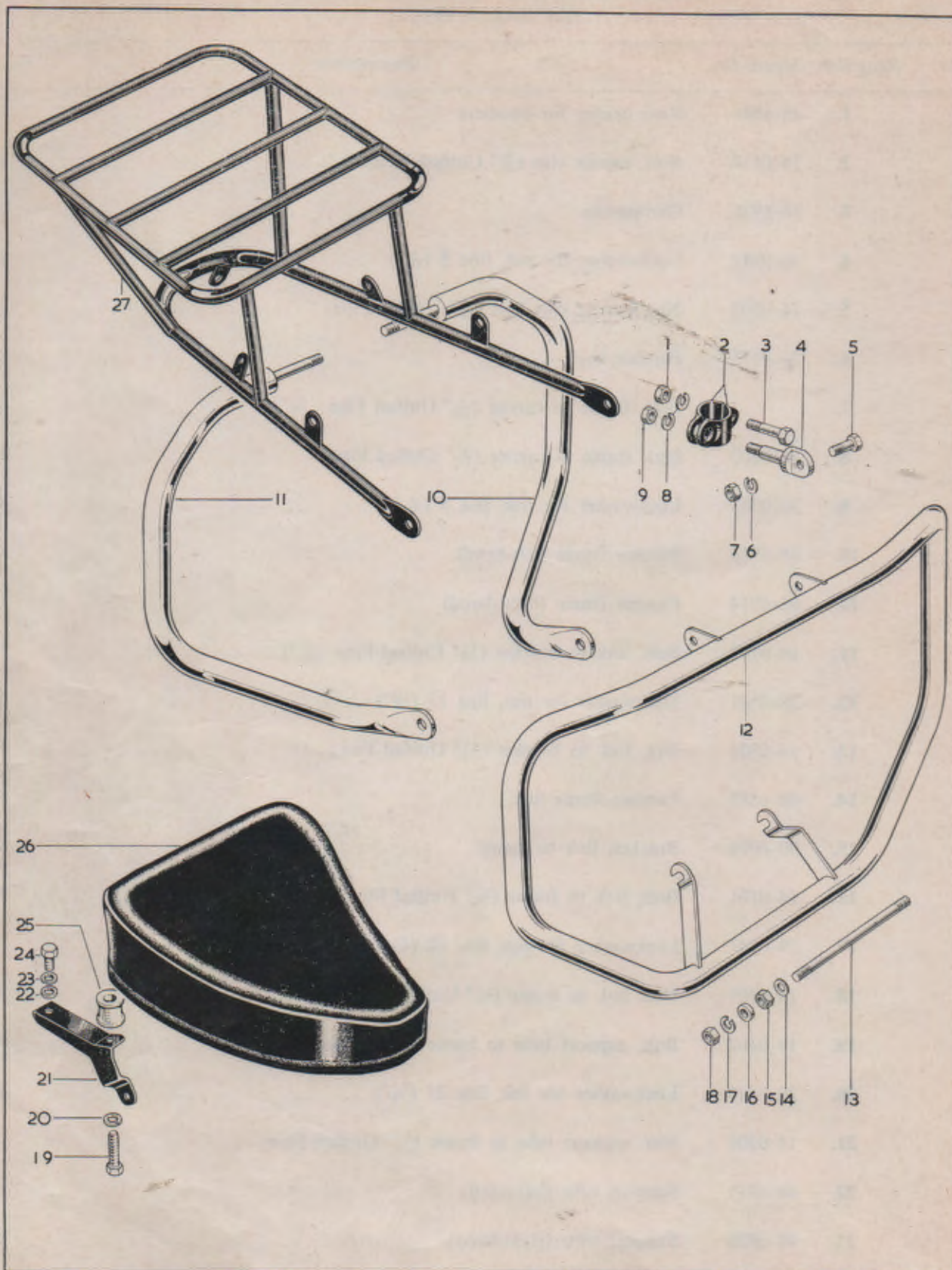
<i>Model</i>	<i>Plate Ref.</i>	<i>Spares No.</i>	<i>Description</i>	<i>Per Set</i>
L, T, R	1.	19-5390*	Licence holder	1
L, T, R, F	2.	67-9026	Ring spanner	1
L, T, R, F	3.	60-0767	Screwdriver set	1
L, T, R, F	4.	68-9462	Rear damper and chain adjuster spanner	1
L, T, R, F	5.	29-9252	Tyre lever	1
L, T, R, F	6.	60-0801	Tyre lever/tommybar	1
L, T, R, F	7.	60-2084	Double-open-ended spanner	1
L, T, R, F	8.	68-9467	Tyre valve key	1
L, T, R, F	9.	68-9461	Tool roll	1
L, T, R, F	10.	68-9464	Spark plug spanner	1
L, T, R, F	11.	40-9017	Double-ended box spanner	1
L, T, R, F		60-2112	Toolkit complete	1

*Except U.S.A. models.



REAR CARRIER WITH PANNIERS (TO ORDER ONLY)

Model	Plate Ref.	Spares No.	Description	Per Set
1.	68-6881	Rear carrier for panniers	1	
2.	14-0114	Bolt, carrier clip ($\frac{5}{16}$ " Unified Fine $\times \frac{3}{4}$ ")	2	
3.	24-8928	Carrier clip	2	
4.	36-0382	Lockwasher for nut, line 5 ($\frac{5}{16}$ ")	2	
5.	14-0302	Nut, carrier clip bolt ($\frac{5}{16}$ " Unified Fine)	2	
6.	76-9175	Pannier bag	2	
7.		Bolt, frame to carrier ($\frac{5}{16}$ " Unified Fine $\times \frac{5}{8}$ ")	4	
8.	14-0302	Nut, frame to carrier ($\frac{5}{16}$ " Unified Fine)	4	
9.	36-0382	Lockwasher for nut, line 8 ($\frac{5}{16}$ ")	4	
10.	68-6913	Pannier frame (left-hand)	1	
10.	68-6914	Pannier frame (right-hand)	1	
11.	14-0102	Bolt, link to bracket ($\frac{1}{4}$ " Unified Fine $\times \frac{5}{8}$ ")	1	
12.	29-0541	Lockwasher for nut, line 13 ($\frac{1}{4}$ ")	1	
13.	14-0301	Nut, link to bracket ($\frac{1}{4}$ " Unified Fine)	1	
14.	68-6885	Pannier frame link	1	
15.	90-6996	Bracket, link to guard	1	
16.	14-0101	Bolt, link to frame ($\frac{1}{4}$ " Unified Fine $\times \frac{1}{2}$ ")	2	
17.	29-0541	Lockwasher for nut, line 18 ($\frac{1}{4}$ ")	2	
18.	14-0301	Nut, link to frame ($\frac{1}{4}$ " Unified Fine)	2	
19.	14-0102	Bolt, support tube to frame ($\frac{1}{4}$ " Unified Fine $\times \frac{5}{8}$ ")	4	
20.	29-0541	Lockwasher for nut, line 21 ($\frac{1}{4}$ ")	4	
21.	14-0301	Nut, support tube to frame ($\frac{1}{4}$ " Unified Fine)	4	
22.	68-6919	Support tube (left-hand)	1	
22.	68-6920	Support tube (right-hand)	1	
	68-6880	Pannier and carrier assembly	1	



REAR CARRIER, SHORT SEAT, SAFETY BARS (TO ORDER ONLY)

Model	Plate Ref.	Spares No.	Description	Per Set
	1.	14-0303	Nut for bolt, line 3 ($\frac{3}{8}$ " Unified Fine)	2
	2.	42-4906	Split lamp, front safety bar	2
	3.	14-0234	Bolt, split clamp ($\frac{3}{8}$ " Unified Fine $\times 1\frac{3}{4}$ ")	2
	4.	42-4904	Eye bolt, split c mp ($\frac{3}{8}$ " British Standard Cycle)	2
	5.	14-0128	Bolt, safety bar to eye bolt ($\frac{3}{8}$ " Unified Fine $\times 1$ ")	2
	6.	02-2903	Spring washer for nut, line 7	2
	7.	14-0303	Nut for bolt, line 5 ($\frac{3}{8}$ " Unified Fine)	2
	8.	02-2903	Spring washer for nut, lines 1 and 9	2
	9.	02-0046	Nut for eye bolt, line 4 ($\frac{3}{8}$ " British Standard Cycle)	2
	10.	68-4936	Rear safety bar (left-hand)	1
	11.	68-4937	Rear safety bar (right-hand)	1
	12.	68-4900	Front safety bar	1
	13.	68-4905	Front engine mounting stud ($\frac{7}{16}$ " British Standard Cycle)	1
	14.	15-0431	Washer, engine stud ($\frac{7}{16}$ " $\times \frac{3}{4}$ " $\times \frac{1}{16}$ ")	2
	15.	27-8059	Nut, engine stud ($\frac{7}{16}$ " British Standard Cycle)	2
	16.	68-4906	Spacer, engine stud	2
	17.	02-1967	Spring washer, engine stud ($\frac{7}{16}$ ")	2
	18.	27-8059	Nut, engine stud ($\frac{7}{16}$ " British Standard Cycle)	2
	19.	15-1355	Bolt, rear bracket to seat ($\frac{5}{16}$ " British Standard Cycle $\times 1\frac{1}{2}$ ")	2
	20.	24-8784	Spring washer for bolt, line 19 ($\frac{5}{16}$ ")	2
	21.	68-9512	Rear bracket, left-hand, short seat	1
	21.	68-9513	Rear bracket, right-hand, short seat	1
	22.	02-0923	Washer for bolt, line 24 ($\frac{5}{16}$ " $\times \frac{5}{8}$ " $\times \frac{1}{16}$ ")	4
	23.	24-8784	Spring washer for bolt, line 24 ($\frac{5}{16}$ ")	2
	24.	28-2338	Bolt, rear bracket to guard ($\frac{5}{16}$ " British Standard Cycle $\times 23/32$ ")	2
	25.	42-6763	Spacer, short seat	2
	26.	83-1684	Short seat	1
	27.	68-6884	Rear carrier, short seat	1
	27.	68-6875	Rear carrier, twin seat	1
		68-4907	Front safety bar assembly	1
		68-4939	Rear safety bar assembly	1