




Replacement parts list 1971

650 cm³ models

Publication
Ref. 00-5722





Replacement parts list

650 cm³ models

A65T Thunderbolt

A65L Lightning

A65FS Firebird Scrambler

Commencing

Engine number

{	JE 00101	A65T
	JE 00101	A65L
	JE 00101	A65FS

Frame number

XE 00101 A65

Please Note!

Replacement parts or accessories must be of B.S.A. origin or as approved by B.S.A. Motor Cycles Ltd.

In this respect your attention is drawn to the Terms and Conditions of B.S.A. Guarantee.

MODEL ABBREVIATIONS

L = LIGHTNING

T = THUNDERBOLT

FS = FIREBIRD SCRAMBLER

SUFFIX NUMBERS TO BE USED TO IDENTIFY VARYING FINISHES

When ordering components with varying finishes, please state finish required by adding the APPROPRIATE SUFFIX TO PART NUMBER.

EXAMPLE:—Petrol tank — bronze, white bottom 83-2262/295.

PETROL TANKS:

Bronze, white bottom	/295
Bronze	/296
Sterling moss. white bottom	/297
Sterling moss	/298

MUDGUARDS:

Chrome	/003
----------------	------

SIDECOVERS:

Bronze	/296
Sterling moss	/298

FRONT BRAKE PLATE:

Black instrument finish	/306
---------------------------------	------

OTHER PARTS:

Black	/007
Silver Sheen	/307
Grey	/288

PRICES:

No price codes are quoted in this list. For prices please refer to the latest edition of the Master Price List number 00-5125.

Wherever possible, details of thread forms and sizes are quoted after the description of nuts, bolts, screws, studs and washers. Such as: 14-7006 Socket screw ($\frac{1}{4}$ " UN.C. \times 1") = $\frac{1}{4}$ " diameter unified coarse thread 1" long under head.

Vital components, which are manufactured from a special material, are indicated by a sign and the British Standard symbol for the material is quoted at the foot of the page.

ABBREVIATIONS

B.A.	— British Association screw thread
B.S.C.	— British Standard Cycle screw thread
B.S.F.	— British Standard Fine screw thread
W.F.	— Whitworth Form screw thread
UN.F.	— Unified Fine screw thread
UN.C.	— Unified Coarse screw thread
UN.S.	— Unified Special screw thread

BRAKES (LOCKHEED):

AUTOMOTIVE PRODUCTS CO. LTD., P.O. BOX 14, SOUTHAM
ROAD, BANBURY, OXFORDSHIRE.

CARBURETTORS:

AMAL LTD., HOLDFORD ROAD, WITTON, BIRMINGHAM 6.

CHAINS:

RENOLDS LTD., WYTHENSHAW, MANCHESTER.

ELECTRICAL EQUIPMENT:

J. LUCAS LTD., GREAT HAMPTON STREET, BIRMINGHAM 18.

WIPAC GROUP SALES LTD., LONDON ROAD, BUCKINGHAM.

SUSPENSION UNITS:

GIRLING LTD., BIRMINGHAM ROAD, WEST BROMWICH.

SPARKING PLUGS:

CHAMPION SPARKING PLUG CO. LTD., FELTHAM, MIDDLESEX.

SPEEDOMETERS:

SMITH'S MOTOR ACCESSORIES LTD., CRICKLEWOOD WORKS.
LONDON N.W.2.

TYRES:

DUNLOP CO. LTD., FORT DUNLOP, BIRMINGHAM 24.

ASSEMBLIES COMPLETE

<i>Model</i>	<i>Part No.</i>	<i>Description</i>
L T FS	00-3176	TOP OVERHAUL GASKET SET.
L T FS	00-3318	FULL OVERHAUL GASKET SET.
	00-7009	LOCTITE PLASTIC GASKET (10 bottle trade pack).
L	71-2310	ENGINE UNIT — 20 teeth gearbox sprocket (less carburetter and exhaust system).
T	71-2313	ENGINE UNIT — 20 teeth gearbox sprocket (less carburetter and exhaust system).
FS	71-2312	ENGINE UNIT — 18 teeth gearbox sprocket (less carburetter and exhaust system).
L	71-2311*	ENGINE UNIT — close ratio gears, 20 teeth gearbox sprocket (less carburetter and exhaust system).
L T FS	71-1151	CRANKSHAFT AND FLYWHEEL ASSEMBLY.
L T FS	68-3270	CLUTCH COMPLETE.
L T FS	71-2413	OIL PUMP COMPLETE.
L T FS	83-2802	FRAME COMPLETE.
L T	97-4080	FRONT FORK COMPLETE.
FS	97-4081	FRONT FORK COMPLETE.
L T FS	37-3846	FRONT HUB WITH SPINDLE AND BEARINGS.
L T FS	37-3935	FRONT BRAKE ANCHOR PLATE WITH BRAKE DETAILS.
L T FS	37-3780	REAR WHEEL WITH SPINDLE AND BEARINGS.
L T FS	37-3985	REAR HUB WITH SPINDLE AND BEARINGS.
L T FS	37-3878	REAR BRAKE ANCHOR PLATE WITH BRAKE DETAILS.

*Home and general export.

PISTON CHART

PISTON COMPLETE

Model	Compression Ratio	Standard	$+\frac{1}{2}$ mm.	+1 mm.
L T FS	9.0	68-0906	68-0908	68-0910
	7.5	68-0819	68-0820	68-0821

PISTON RINGS (STANDARD)

Model	COMPRESSION	TAPER	SCRAPER
L T FS	68-0256	68-0357	68-0259

PISTON RING ($+\frac{1}{2}$ mm.)

Model	COMPRESSION	TAPER	SCRAPER
L T FS	68-0257	68-0358	68-0260

PISTON RING (+1 mm.)

Model	COMPRESSION	TAPER	SCRAPER
L T FS	68-0258	68-0359	68-0261

CARBURETTERS

Model	Part No.	Amal No.	Main Jet	Throttle Slide	Needle Jet	Needle Position
L	19-2436 (right)	R.930/70	220	3	.105	1
	19-2437 (left)	L.930/71				
T	19-2422	R.928/17	230	$3\frac{1}{2}$.106	1
FS	19-2438 (right)	R.930/72	230	3	.106	1
	19-2439 (left)	L.930/73				

INDEX

	ASSEMBLIES COMPLETE	Page 5
	PISTON CHART	Page 6
	CARBURETTER SETTINGS	Page 6
Plate 1	CYLINDER HEAD — ROCKERS	Page 8 - 11
Plate 2	CYLINDER BARREL — EXHAUST PIPES — VALVES	Page 12 - 13
Plate 3	CRANKSHAFT — PISTONS	Page 14 - 15
Plate 4	CRANKCASE — GENERATOR	Page 16 - 17
Plate 5	OIL PUMP — GEARBOX SPROCKET — PRESSURE RELEASE VALVE	Page 18 - 19
Plate 6	GEAR CLUSTER — CAMSHAFT	Page 20 - 23
Plate 7	INNER TIMING COVER — GEARCHANGE MECHANISM	Page 24 - 25
Plate 8	OUTER TIMING COVER — KICKSTART — FOOTCHANGE	Page 26 - 27
Plate 9	CLUTCH — PRIMARY COVER	Page 28 - 31
Plate 10	FRAME — BATTERY CARRIER — ENGINE SHIELD	Page 32 - 35
Plate 11	SWINGING ARM — CENTRE STAND — REAR BRAKE CONTROL	Page 36 - 37
Plate 12	SUPPORT RAIL — FOOTRESTS — COIL PLATFORM	Page 38 - 39
Plate 13	TWINSEAT — CHAINGUARD — SILENCER	Page 40 - 41
Plate 14	SIDECOVERS — AIR CLEANER	Page 42 - 43
Plate 15	FRONT FORK	Page 44 - 47
Plate 16	FRONT WHEEL	Page 48 - 49
Plate 17	REAR WHEEL	Page 50 - 51
Plate 18	MUDGUARDS	Page 52 - 53
Plate 19	HANDLEBAR — CONTROLS — PETROL TANK	Page 54 - 57
Plate 20	ELECTRICAL EQUIPMENT (PART 1)	Page 58 - 61
Plate 21	ELECTRICAL EQUIPMENT (PART 2)	Page 62 - 63
Plate 22	CARBURETTERS	Page 64 - 65
Plate 23	TOOLS	Page 66 - 67

Plate 1

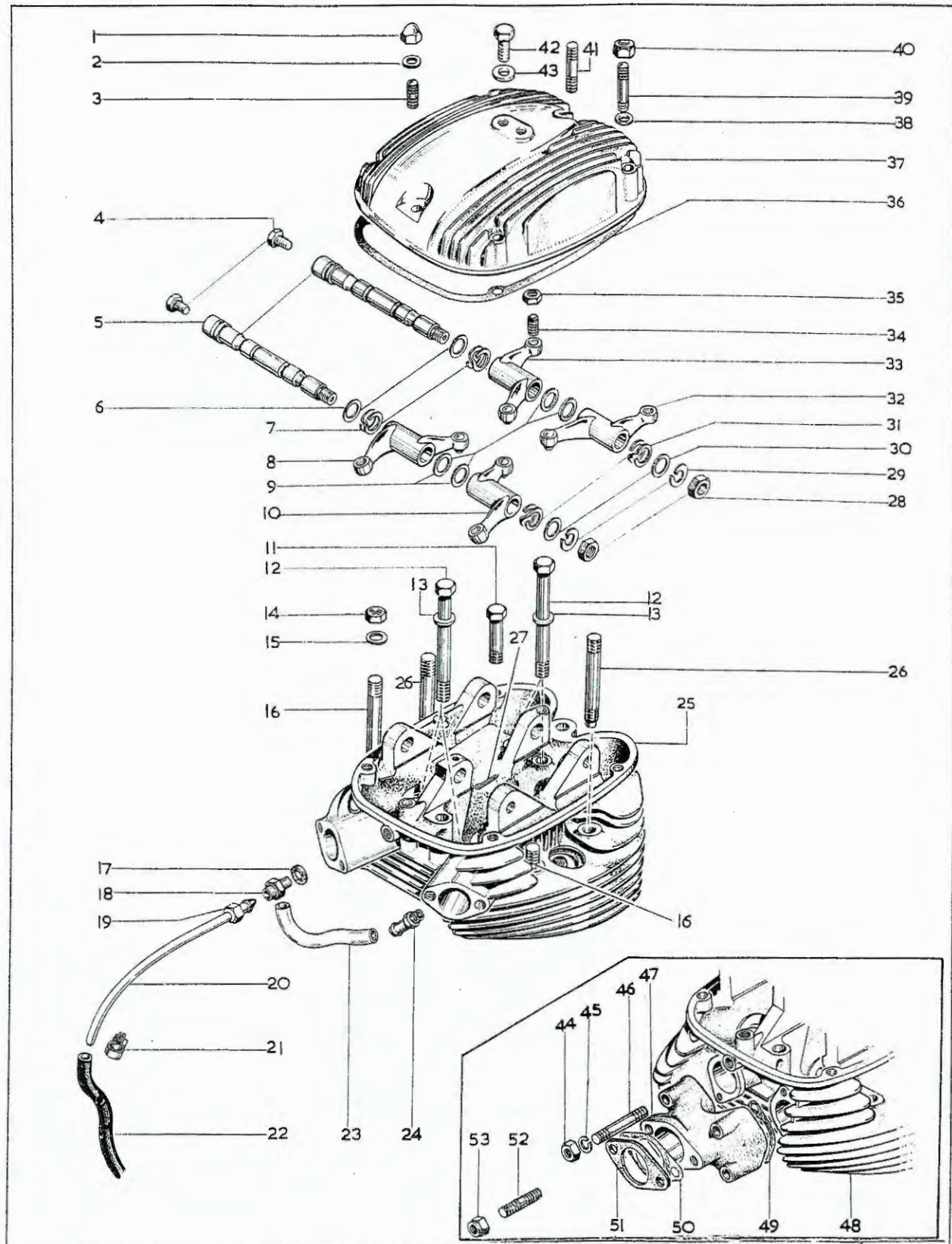


Plate 1

CYLINDER HEAD — ROCKERS

Model	Plate Ref.	Part No.	Description	Per Set
L T FS		00-3176	Decoke gasket set	1
L T FS		00-3318	Full gasket set	1
L T FS	1	68-0137	Domed nut — rocker box ($\frac{1}{4}$ " B.S.C.)	2
L T FS	2	02-0525	Washer — rocker box studs ($\frac{1}{4}$ " \times $\frac{1}{2}$ " \times .048")	2
L T FS	3	68-0087	Stud — rocker box, rear ($\frac{1}{4}$ " B.S.C./B.S.F. \times 29/32")	1
L T FS	4	68-0344	Bolt — rocker spindle ($\frac{1}{4}$ " Whitworth)	1
L T FS	5	68-0192	Rocker spindle — inlet and exhaust	2
L T FS	6	40-0158	Thrust washer — rocker	2
L T FS	7	40-0156	Spring washer — rocker	2
L T FS	8	68-0147	Inlet rocker — left	1
L T FS	9	40-0158	Thrust washer — rocker	4
L T FS	10	68-0149	Inlet rocker — right	1
L T FS	11	67-0283*	Bolt — cylinder head fixing ($\frac{3}{8}$ " B.S.F. \times $1\frac{1}{2}$ ")	1
L T FS	12	68-0337*	Bolt — cylinder head fixing ($\frac{3}{8}$ " B.S.F. \times $4\frac{1}{16}$ ")	4
L T FS	13	02-2138	Washer — head to barrel ($\frac{3}{8}$ " \times $\frac{3}{4}$ " \times $\frac{1}{16}$ ")	2
L T FS	14	40-0483*	Nut — cylinder head stud ($\frac{3}{8}$ " B.S.C.)	4
L T FS	15	02-2138	Washer — head to barrel ($\frac{3}{8}$ " \times $\frac{3}{4}$ " \times $\frac{1}{16}$ ")	7
L T FS	16	71-1468*	Stud — cylinder head ($\frac{3}{8}$ " B.S.C./B.S.F. \times $2\frac{13}{16}$ ")	2
L T FS	17	76-0378	Fibre washer — oil feed union	1
L T FS	18	76-0308	Adaptor — rocker oil feed pipe	1
L T FS	19	29-2089	Nut — rocker oil feed pipe	1
L FS	20	68-0927	Rocker oil feed pipe	1
T	20	68-0925	Rocker oil feed pipe	1
L T FS	21	62-0263	Clip — oil feed pipe	2
L FS	22	68-0923	Rubber connection — oil feed pipe	1
T	22	68-0924	Rubber connection — oil feed pipe	1
L FS	23	70-8213	Balance pipe — inlet	1
L FS	24	70-8214	Spigot — inlet balance pipe	2
L FS	25	71-2309	Cylinder head with fixed fittings	1
T	25	71-2307	Cylinder head with fixed fittings	1

Plate 1—continued

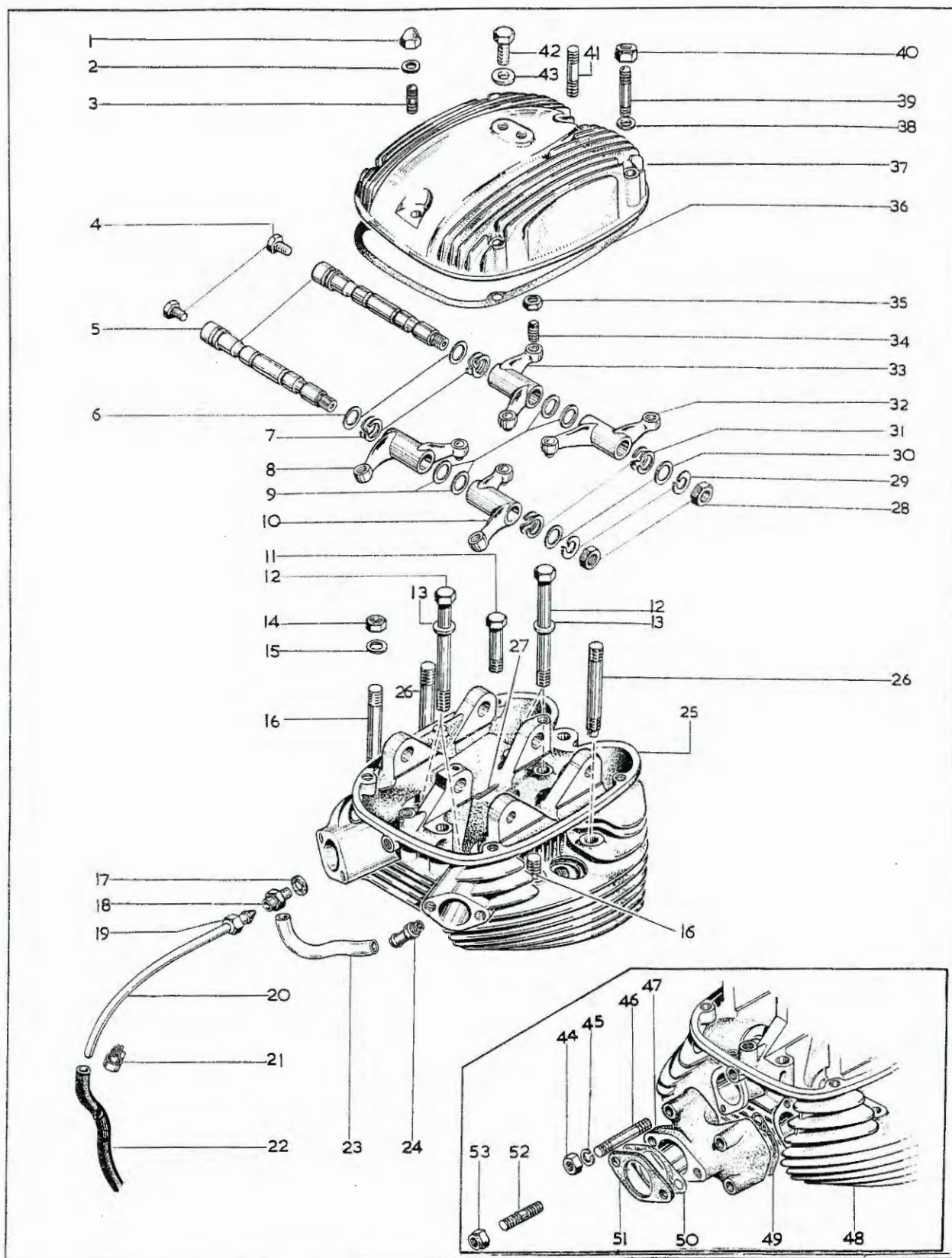


Plate 1—continued

CYLINDER HEAD — ROCKERS

Model	Plate Ref.	Part No.	Description	Per Set
L T FS	26	71-1467*	Stud — cylinder head ($\frac{3}{8}$ " B.S.C./B.S.F. $3\frac{3}{4}$ ")	1
L T FS	27	60-2684	Split pin — rocker oilway	2
L T FS	28	02-0449	Nut — rocker spindle	2
L T FS	29	02-0522	Washer — rocker spindle ($.390" \times .750" \times .056"$)	2
L T FS	30	40-0157	Thrust washer — rocker	2
L T FS	31	40-0156	Spring washer — rocker	2
L T FS	32	68-0153	Exhaust rocker — right	1
L T FS	33	68-0151	Exhaust rocker — left	1
L T FS	34	68-0155	Adjuster screw — rocker ($\frac{5}{16}$ " B.S.C.)	4
L T FS	35	24-0563	Adjuster nut — rocker ($\frac{5}{16}$ " B.S.C.)	4
L T FS	36	71-2207	Gasket — rocker box	1
L T FS	37	71-2333	Cover — rocker box	1
L T FS	38	02-0370	Washer — rocker box stud, front ($.325" \times .580" \times .047"$)	4
L T FS	39	14-1623	Stud — rocker box ($\frac{5}{16}$ " U.N.F./U.N.C. $\times 2"$)	4
L T FS	40	14-1302	Locknut — rocker box stud ($\frac{1}{4}$ " B.S.C.)	4
L T FS	41	68-0876	Stud — rocker box, front ($\frac{1}{4}$ " B.S.C./B.S.F. $\times 1\frac{1}{2}$ ")	1
L T FS	42	14-0114	Bolt — steady bracket to rocker cover ($\frac{5}{16}$ " U.N.F. $\times \frac{3}{4}$ ")	2
L T FS	43	60-2321	Washer — steady bracket to rocker cover ($.333" \times .625" \times .072"$)	2
T	44	40-3226	Nut — manifold to head ($\frac{1}{4}$ " B.S.C.)	4
T	45	24-0978	Spring washer — manifold to head ($\frac{1}{4}" \times \frac{7}{16}" \times .040"$)	4
T	46	68-0067	Stud — manifold to head ($\frac{1}{4}$ " B.S.C./B.S.F. $\times 2\frac{1}{2}"$)	4
T	47	68-0224	Inlet manifold	1
T	48	71-2307	Cylinder head with fixed fittings	1
T	49	71-1430	Gasket — manifold to head	2
T	50	71-1421	Gasket — carburetter to manifold	1
T	51	70-7821	Insulating washer — carburetter	1
T	52	68-0018	Stud — carburetter mounting ($\frac{5}{16}$ " B.S.C./B.S.F. $\times 1\frac{15}{16}"$)	2
T	53	42-4476	Locknut — carburetter mounting ($\frac{5}{16}$ " B.S.C.)	2

*Special material: 11—EN15. 12—EN14B. 14—EN14B. 16—EN16. 26—EN16.

Plate 2

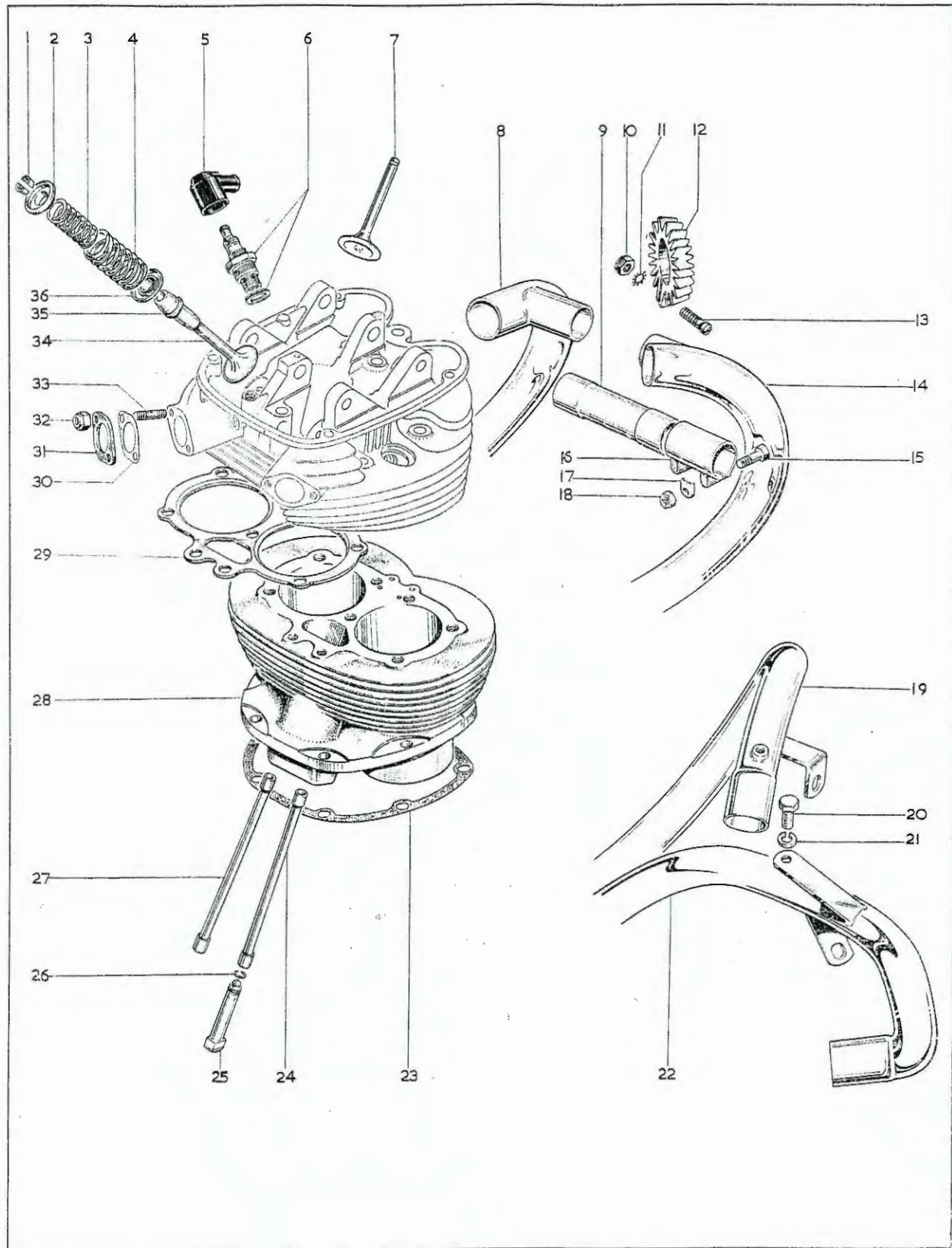


Plate 2

CYLINDER BARREL — EXHAUST PIPES — VALVES

Model	Plate Ref.	Part No.	Description	Per Set
L T FS	1	71-1166	Collet — valve spring	8
L T FS	2	71-1165	Collar — valve spring, top	4
L T FS	3	71-1177	Valve spring — inner	4
L T FS	4	71-2222	Valve spring — outer	4
L T FS	5	19-7625	Cover — spark plug (Champion WC.200)	2
L T FS	6	19-7606	Spark plug — (Champion N.3)	2
L T FS	7	68-0663	Valve — exhaust	2
L T	8	71-2043	Exhaust pipe — left	1
L T	9	70-9890	Tube — exhaust pipe connecting	1
L T	10	14-1301	Locknut — finned collar fixing ($\frac{1}{4}$ " UN.F.)	2
L T	11	29-0541	Lockwasher — finned collar fixing	2
L T	12	42-2848	Finned collar — exhaust pipes	2
L T	13	14-0609	Screw — finned collar fixing ($\frac{1}{4}$ " UN.F. \times $1\frac{1}{4}$ ")	2
L T	14	71-2045	Exhaust pipe — right	1
L T	15	14-0204	Bolt — connecting tube clamp ($\frac{1}{4}$ " UN.F. \times $1\frac{3}{8}$ ")	4
L T	16	70-9627	Clamp — connecting tube	2
L T	17	70-9626	Cap — connecting tube clamp	8
L T	18	14-1301	Locknut — connecting tube clamp ($\frac{1}{4}$ " UN.F.)	4
FS	19	70-2580	Exhaust pipe — left	1
FS	20	14-0101	Bolt — exhaust pipe fixing ($\frac{1}{4}$ " UN.F. \times $\frac{1}{2}$ ")	1
FS	21	82-9020	Spring washer — exhaust pipe fixing	1
FS	22	71-2581	Exhaust pipe — right $\frac{1}{4}$ - 5-8-22	1
L T FS	23	71-1433	Gasket — cylinder base	1
L T FS	24	68-0370	Push rod — inlet	2
L T FS	25	68-0362	Tappet — inlet and exhaust	4
L T FS	26	68-0163	Circlip — tappets	4
L T FS	27	68-0372	Push rod — exhaust	2
L T FS	28	71-1464	Cylinder barrel	1
L T FS	29	71-2315	Gasket — cylinder head	1
L FS	30	71-1421	Gasket — carburetter	2
L FS	31	70-7821	Gasket — carburetter (Tufnol)	2
L FS	32	42-4476	Nut — carburetter stud ($\frac{5}{16}$ " B.S.C.)	4
L FS	33	68-0018	Stud — carburetter ($\frac{5}{16}$ " B.S.C./B.S.F. \times $1\frac{3}{8}$ ")	4
L T FS	34	68-0665	Valve — inlet	2
L T FS	35	71-2300	Valve guide — inlet and exhaust	4
L T FS	36	71-2366	Cup — valve spring, bottom	4

For colour finish codes see page 3.

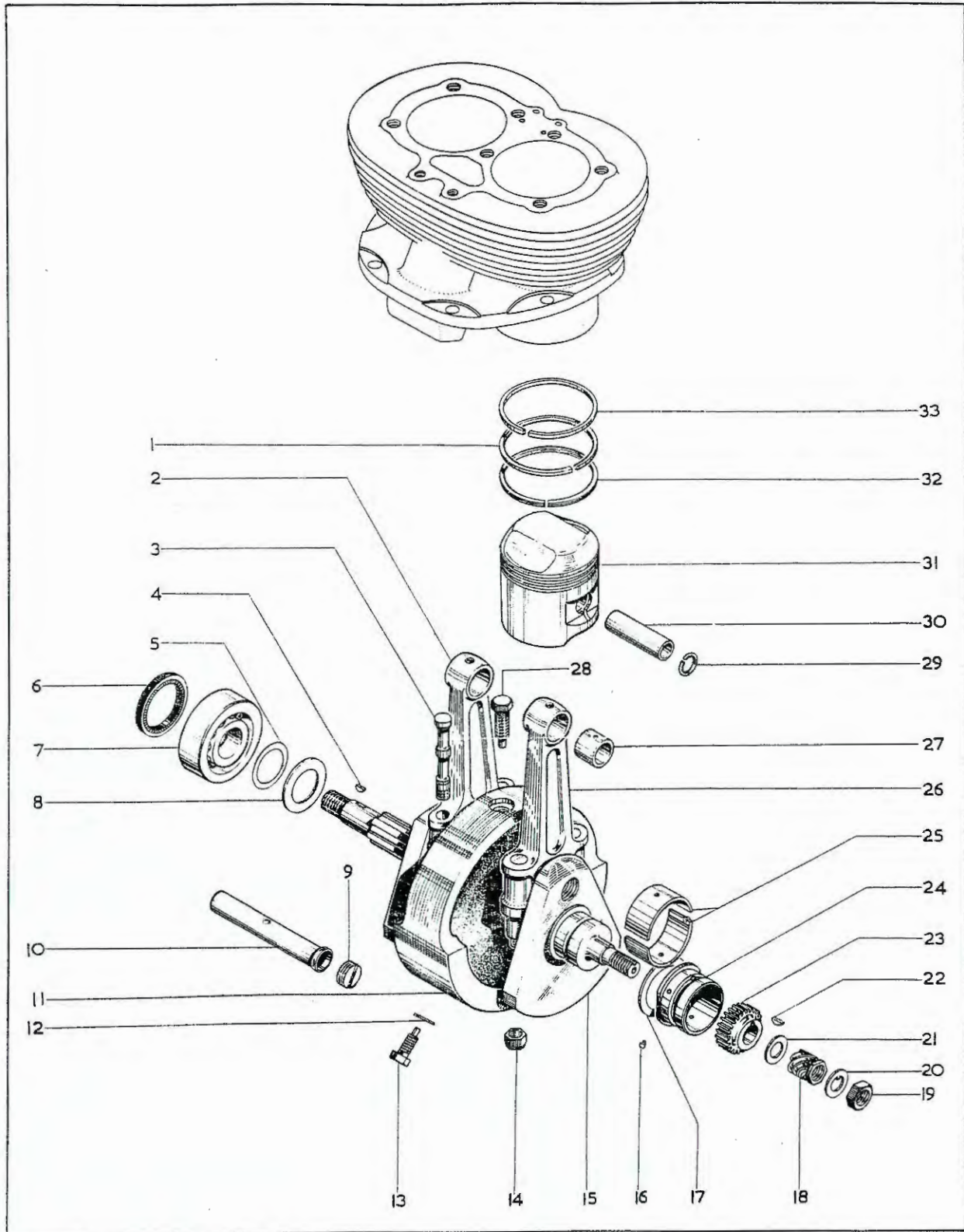


Plate 3

CRANKSHAFT — PISTONS

Model	Plate Ref.	Part No.	Description	Per Set
L T FS	1	68-0357*	Piston ring — taper	2
L T FS	2	71-1106 ^μ	Connecting rod complete, less big-end shell — left	1
L T FS	3	67-1536†	Bolt — connecting rod ($\frac{5}{16}$ " B.S.C.)	1
L T FS	4	41-0673	Key — rotor to crankshaft	4
L T FS	5	68-0633	Shim (.003") — crankshaft bearing, left	as reqd.
L T FS	5	68-0634	Shim (.005") — crankshaft bearing, left	as reqd.
L T FS	5	68-0635	Shim (.010") — crankshaft bearing, left	as reqd.
L T FS	6	67-0674	Oil seal — crankcase, left	1
L T FS	7	68-0625	Bearing — crankshaft, left (Hoffmann RM.11L)	1
L T FS	8	68-0638	Cup — shim retaining	1
L T FS	9	68-0184	Plug — crankshaft oil tube	1
L T FS	10	68-0185	Crankshaft oil tube	1
L T FS	11	71-1347	Flywheel	1
L T FS	12	71-1003	Washer — flywheel bolts	3
L T FS	13	68-0580†	Bolt — flywheel ($\frac{3}{8}$ " B.S.C.)	2
L T FS	14	71-1957	Locknut — connecting rod bolt ($\frac{5}{16}$ " B.S.C.)	4
L T FS	15	71-1346	Crankshaft	1
L T FS	16	67-0793	Dowel — crankshaft bush	1
L T FS	17	68-0685	Thrust washer — crankshaft bush	1
L T FS	18	68-0050	Pinion — oil pump drive	1
L T FS	19	67-0643	Nut — crankshaft, right	1
L T FS	20	67-0644	Lockwasher — crankshaft nut	1
L T FS	21	67-0645	Washer — pump drive pinion (.578" × .875" × .064")	1
L T FS	22	40-3150	Key — crankshaft pinion	1
L T FS	23	67-0339	Pinion — crankshaft	1
L T FS	24	68-0657	Bush — crankshaft (standard)	1
L T FS	24	68-0647	Bush — crankshaft (.010" undersize)	1
L T FS	24	68-0648	Bush — crankshaft (.020" undersize)	1
L T FS	25	67-1430	Shell — connecting rod big-end (standard)	4
L T FS	25	67-1431	Shell — connecting rod big-end (.010" undersize)	4
L T FS	25	67-1432	Shell — connecting rod big-end (.020" undersize)	4
L T FS	25	67-1433	Shell — connecting rod big-end (.030" undersize)	4
L T FS	26	71-1105	Connecting rod complete, less big-end shell — right	1
L T FS	27	67-0298	Bush — connecting rod small-end	2
L T FS	28	68-0581	Bolt — flywheel, oil tube location	1
L T FS	29	66-0954	Circlip — gudgeon pin	4
L T FS	30	65-0440	Gudgeon pin	2
L T FS	31	68-0906*	Piston complete (9 to 1 ratio)	2
L T FS	32	68-0259*	Piston ring — scraper	2
L T FS	33	68-0256*	Piston ring — compression	2

*See page 6 for piston details.

†Special material: 3—EN24. 13—EN24.

Plate 4

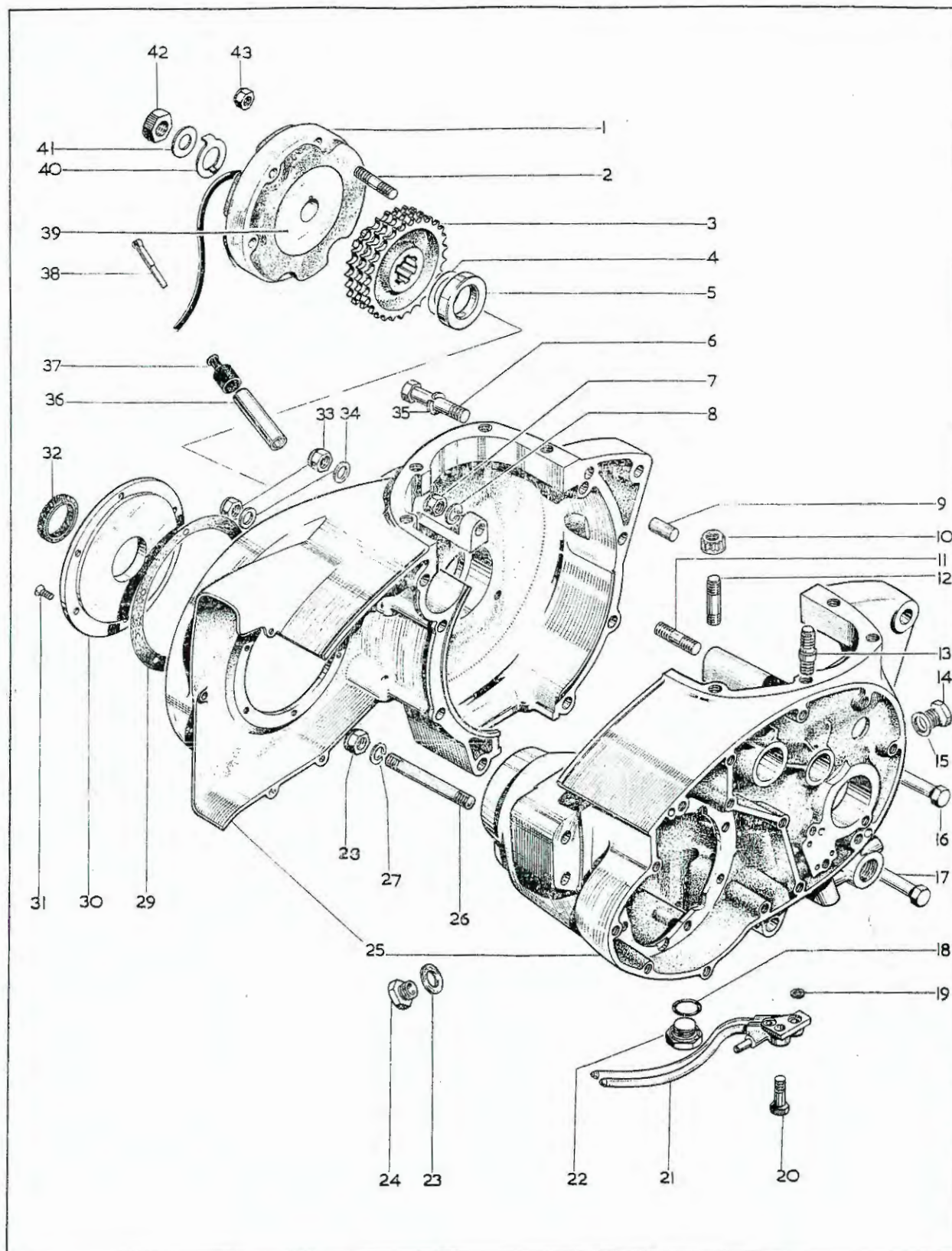


Plate 4

CRANKCASE — GENERATOR

Model	Plate Ref.	Part No.	Description	Per Set
L T FS	1	19-1262	Stator (Lucas 47205)	1
L T FS	2	14-1621*	Stud — stator mounting ($\frac{5}{16}$ " UN.F./UN.C. \times $1\frac{1}{2}$ ")	3
L T FS	3	68-0205	Engine sprocket (28 teeth)	1
L T FS	4	40-0066	Shim — engine sprocket (.010")	as reqd.
L T FS	4	40-0069	Shim — engine sprocket (.015")	as reqd.
L T FS	5	68-0688	Distance piece — engine sprocket	1
L T FS	6	14-6221	Bolt — crankcase, top, front ($\frac{5}{16}$ " UN.C. \times 2")	2
L T FS	7	14-1302	Locknut — crankcase stud ($\frac{5}{16}$ " UN.F.)	1
L T FS	8	24-8784	Spring washer — crankcase stud nut ($\frac{5}{16}$ " \times $\frac{5}{8}$ " \times .040")	1
L T FS	9	27-1589	Dowel — crankcase	1
L T FS	10	21-0692	Nut — barrel to crankcase ($\frac{5}{16}$ " UN.F.)	8
L T FS	11	21-1849	Crankcase stud — top, centre ($\frac{5}{16}$ " UN.F./UN.C. \times $1\frac{1}{2}$ ")	1
L T FS	12	21-2000*	Stud — barrel to crankcase ($\frac{3}{8}$ " UN.F./UN.C. \times $1\frac{1}{16}$ ")	6
L T FS	13	21-2001*	Stud — barrel to crankcase ($\frac{3}{8}$ " UN.F./UN.C. \times $1\frac{1}{16}$ ")	2
L T FS	14	21-1872	Sealing plug — crankcase	1
L T FS	15	70-8896	Washer — sealing plug	1
L T FS	16	14-0221	Bolt — crankcase, front ($\frac{5}{16}$ " UN.F. \times 2")	2
L T FS	17	14-0226	Bolt — crankcase, bottom ($\frac{5}{16}$ " UN.F. \times $3\frac{1}{4}$ ")	1
L T FS	18	68-3168	"O" ring — gearbox drain plug	1
L T FS	19	68-0588	"O" ring — oil pipe union	2
L T FS	20	21-1973	Bolt — oil pipe union to crankcase ($\frac{5}{16}$ " UN.C. \times $\frac{7}{8}$ ")	1
L T FS	21	68-0942	Oil pipe union — crankcase	1
L T FS	22	21-1857	Drain plug — gearbox	1
L T FS	23	15-0203	Washer — cam plate plunger plug	1
L T FS	24	57-3745	Plug — cam plate plunger	1
L T FS	25	71-1108	Crankcase complete with fixed fittings	1
L T FS	26	21-1850	Stud — crankcase, rear ($\frac{5}{16}$ " UN.F./UN.C. \times $3\frac{7}{16}$ ")	3
L T FS	27	24-8784	Spring washer — crankcase stud ($\frac{5}{16}$ " \times $\frac{5}{8}$ " \times .040")	3
L T FS	28	14-1302	Locknut — crankcase stud ($\frac{5}{16}$ " UN.F.)	3
L T FS	29	40-0241	Gasket — primary case back plate	1
L T FS	30	68-0236	Back plate — primary case	1
L T FS	31	40-0246	Screw — primary case back plate	6
L T FS	32	68-0235	Oil seal — primary case back plate	1
L T FS	33	14-1302	Locknut — crankcase bolt ($\frac{5}{16}$ " UN.F.)	2
L T FS	34	75-0156	Washer — crankcase bolt	2
L T FS	35	24-8784	Spring washer — crankcase fixing bolt ($\frac{5}{16}$ " \times $\frac{5}{8}$ " \times .040")	2
L T FS	36	70-7844	Cable guide — generator	1
L T FS	37	68-0209	Oil seal — cable guide	1
L T FS	38	70-7878	Clip — generator cable	1
L T FS	39	19-8019	Rotor (Lucas 54213901)	1
L T FS	40	68-0325	Lockwasher — rotor nut	1
L T FS	41	68-0324	Washer — rotor nut	1
L T FS	42	29-2023	Nut — rotor ($\frac{5}{8}$ " UN.F.)	1
L T FS	43	21-1852*	Nut — stator mounting ($\frac{5}{16}$ " UN.F.)	3

*Special material: 2—EN16R. 12—EN16. 13—EN16. 43—EN8R.

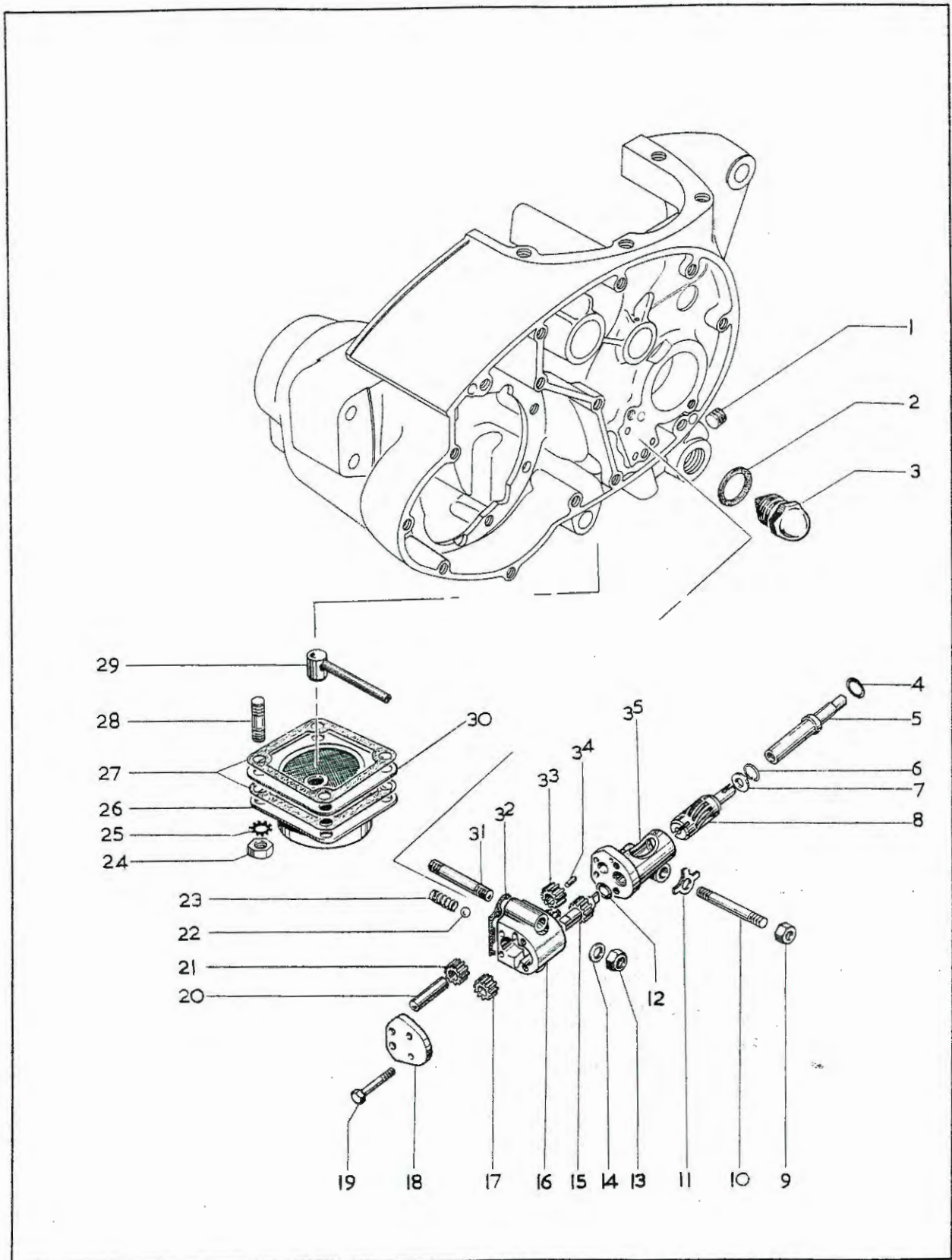


Plate 5

OIL PUMP — GEARBOX SPROCKET — PRESSURE RELEASE VALVE

Model	Plate Ref.	Part No.	Description	Per Set
FS	1	70-9526	Plug — oil hole blanking	2
L T FS	2	71-2211	Washer — oil release valve to crankcase	1
L T FS	3	71-2370	Oil release valve assembly	1
L FS	4	68-0588	"O" ring — revolution counter drive shaft	1
L FS	5	68-0586	Shaft — revolution counter drive	1
L T FS	6	42-0158	Circlip — oil pump drive spindle	1
L T FS	7	42-0157	Washer — oil pump spindle retaining	1
L T FS	8	68-0310	Spindle — oil pump driving	1
L T FS	9	14-0301	Nut — oil pump stud ($\frac{1}{4}$ " UN.F.)	1
L T FS	10	21-1848*	Stud — oil pump fixing ($\frac{1}{4}$ " UN.F./UN.C. $\times 2\frac{7}{16}$ ")	1
L T FS	11	76-0138	Lockwasher — oil pump stud	1
L T FS	12	68-0289	"O" ring — oil pump spindle housing	1
L T FS	13	14-1901	Locknut — oil pump stud ($\frac{1}{4}$ " UN.F.)	2
L T FS	14	68-0938	Washer — oil pump fixing	2
L T FS	15	71-2415	Oil pump feed gear — driving	1
L T FS		71-2449	Oil pump complete	1
L T FS	16	71-2450	Oil pump body	1
L T FS	17	71-2417	Oil pump scavenge gear — driving	1
L T FS	18	68-0936	Oil pump end plate	1
L T FS	19	68-0937	Screw — oil pump end plate	4
L T FS	20	71-1146	Spindle — oil pump driven gears	1
L T FS	21	71-2418	Oil pump scavenge gear — driven	1
L T FS	22	60-2364	Ball — non-return valve ($\frac{1}{4}$ ")	1
L T FS	23	68-0353	Spring — non-return valve	1
L T FS	24	14-0301	Nut — sump cover stud	4
L T FS	25	29-0541	Lockwasher — sump cover stud	4
L T FS	26	67-1286	Sump cover	1
L T FS	27	71-1424	Gasket — sump cover	2
L T FS	28	14-1401	Stud — sump cover	4
L T FS	29	68-0560	Scavenge oil pipe	1
L T FS	30	71-1126	Filter assembly — crankcase	1
L T FS	31	21-1848*	Stud — oil pump body mounting	2
L T FS	32	71-2296	Gasket — oil pump body to crankcase	1
L T FS	33	71-2416	Oil pump feed gear — driven	1
L T FS	34	71-1148	Dowel — pump body to spindle housing	2
L T FS	35	71-1138	Housing — oil pump spindle	1

*Special material: 10—EN14B. 31—EN14B.

Plate 6

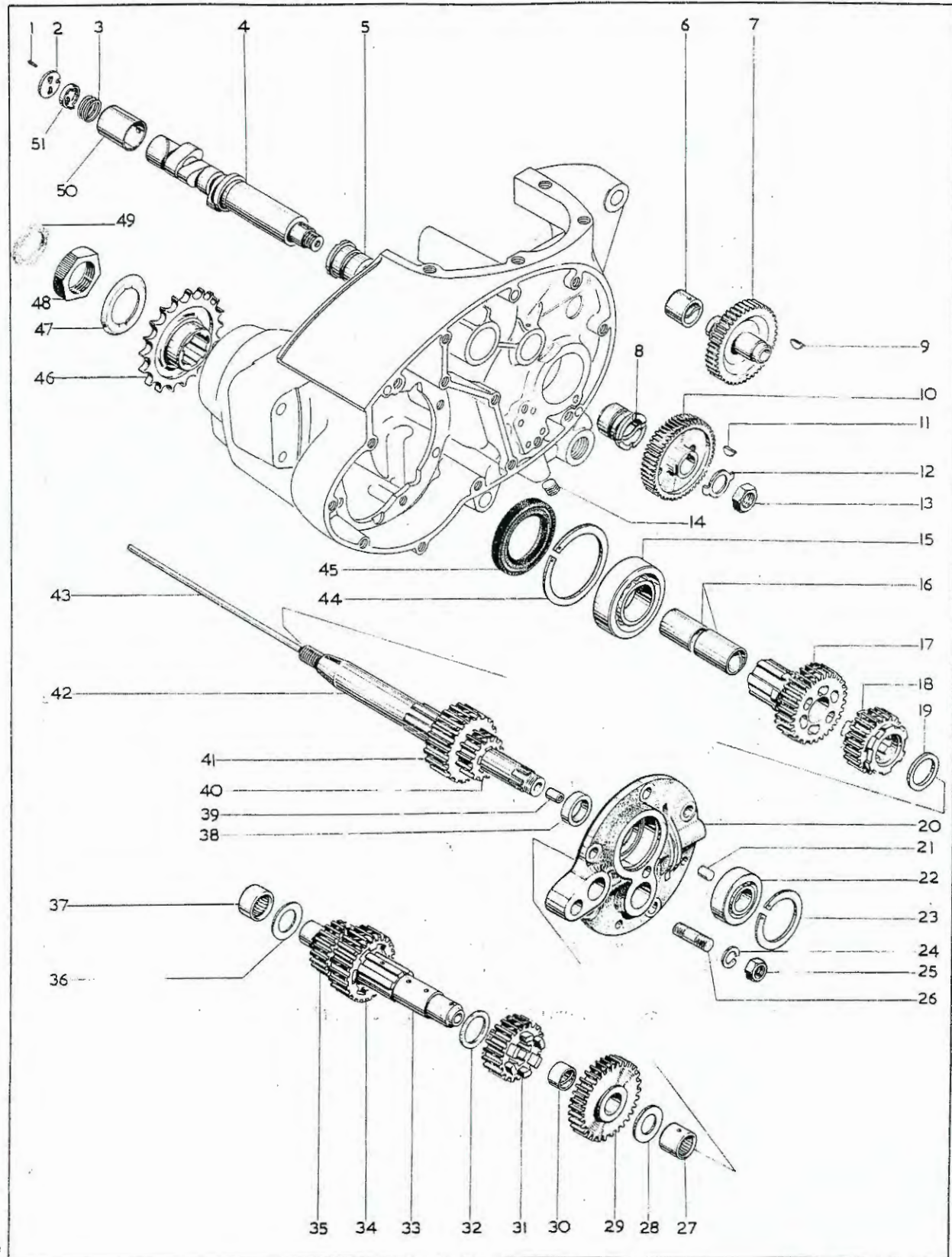
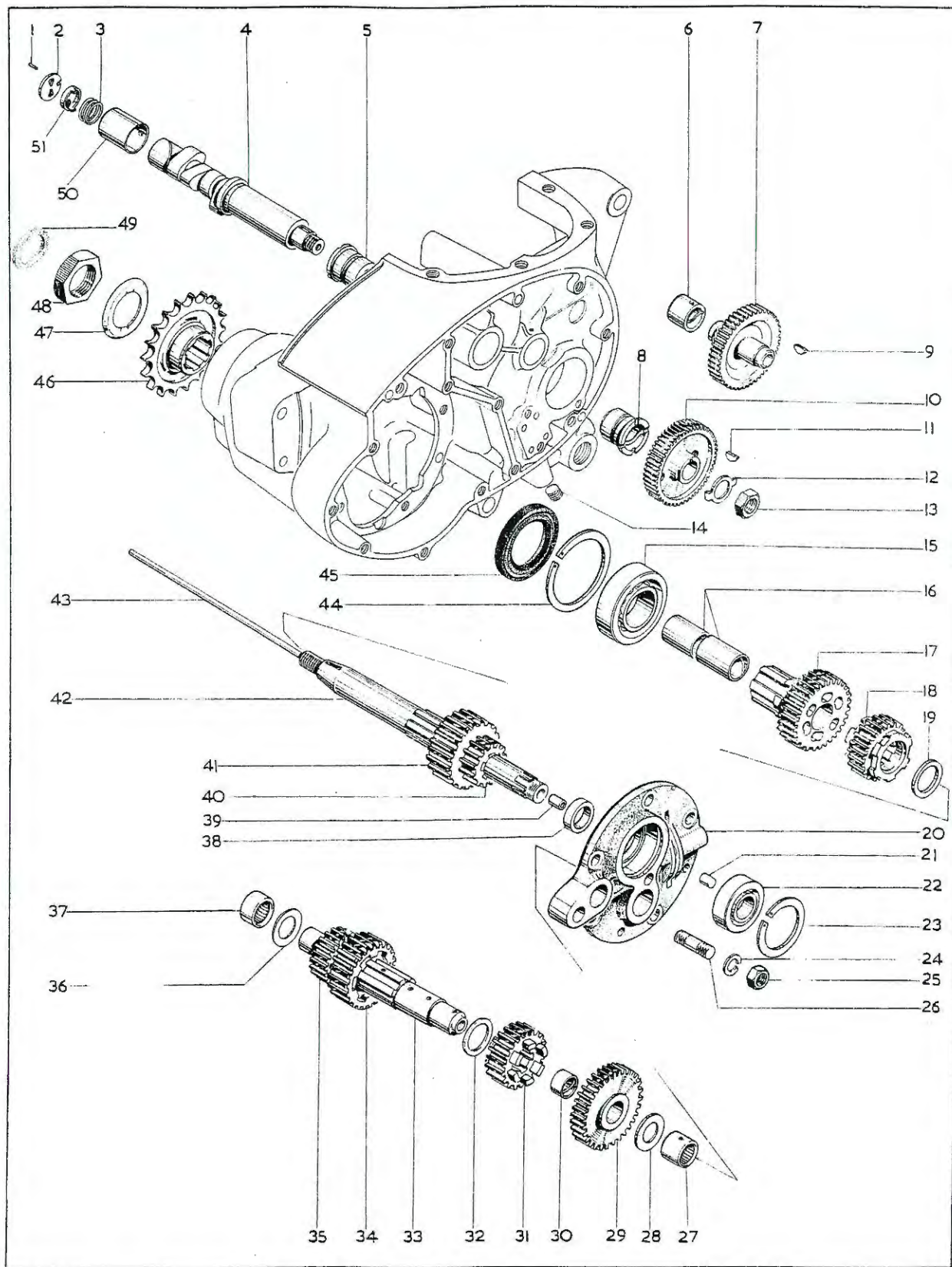


Plate 6

GEAR CLUSTER — CAMSHAFT

<i>Model</i>	<i>Plate Ref.</i>	<i>Part No.</i>	<i>Description</i>	<i>Per Set</i>
L T FS	1	40-0028	Breather disc peg	1
L T FS	2	68-0130	Breather disc	1
L T FS	3	68-0132	Spring — breather valve	1
L T FS	4	68-0473	Camshaft	1
L T FS	5	68-0025	Bush — camshaft, right	1
L T FS	6	70-9809	Bush — idler pinion bearing	1
L T FS	7	70-9104	Idler pinion	1
L T FS	8	68-0025	Bush — camshaft, right	1
L T FS	9	27-1386	Key — idler pinion	1
L T FS	10	67-0338	Camshaft pinion	1
L T FS	11	40-0118	Key — camshaft pinion	1
L T FS	12	67-0685	Lockwasher — camshaft pinion	1
L T FS	13	24-7000	Nut — camshaft pinion ($\frac{1}{2}$ " B.S.C.)	1
L T FS	14	70-9526	Plug screw — scavenge oil hole	2
L T FS	15	57-0448	Bearing — mainshaft, right	1
L T FS	16	68-3178	Bush — mainshaft top gear	2
L T FS	17	68-3115	Mainshaft top gear (23 teeth)	1
L T FS	18	68-3120	Mainshaft second gear (23 teeth)	1
L T FS	18	68-3114*	Mainshaft second gear (23 teeth)	1
L T FS	19	68-3021	Spacing washer — mainshaft	1
L T FS	20	57-4023	Cover complete — gearbox bearing housing	1
L T FS	20	57-4025	Cover only — gearbox bearing housing	1
L T FS	21	68-0030	Dowel — bearing plate	1
L T FS	22	57-3621	Bearing — mainshaft, right (Hoffmann L.S8)	1
L T FS	23	67-3028	Circlip — mainshaft bearing	1
L T FS	24	24-8784	Spring washer — bearing plate stud	5
L T FS	25	14-0302	Nut — bearing plate stud ($\frac{5}{16}$ " UN.F.)	5
L T FS	26	14-1619	Stud — gearbox bearing plate ($\frac{5}{16}$ " UN.C./UN.F. \times $1\frac{1}{4}$ ")	5
L T FS	27	42-3075	Bearing — layshaft, right (Torrington B.1212-OH)	1
L T FS	28	42-3079	Thrust washer — layshaft	1
L T FS	29	68-3151	Layshaft first gear (26 teeth)	1
L T FS	29	68-3128*	Layshaft first gear (24 teeth)	1
L T FS	30	67-3093	Bush — layshaft first gear	1
L T FS	31	68-3120	Layshaft third gear (22 teeth)	1
L T FS	31	68-3181*	Layshaft third gear (18 teeth)	1



GEAR CLUSTER — CAMSHAFT

<i>Model</i>	<i>Plate Ref.</i>	<i>Part No.</i>	<i>Description</i>	<i>Per Set</i>
L T FS	32	68-3021	Spacing washer — layshaft	1
L T FS	33	68-3303	Layshaft	1
L T FS	34	68-3015	Layshaft second gear (26 teeth)	1
L T FS	34	68-3107*	Layshaft second gear (25 teeth)	1
L T FS	35	68-3299	Layshaft top gear (17 teeth)	1
L T FS	36	42-3079	Thrust washer — layshaft (.113—.115")	as reqd.
L T FS	36	42-3212	Thrust washer — layshaft (.120—.122")	as reqd.
L T FS	36	42-3213	Thrust washer — layshaft (.127—.129")	as reqd.
L T FS	37	68-0034	Bearing — layshaft drive-side (Torrington 12121-OH)	1
L T FS	38	68-3019	Spacer — mainshaft	1
L T FS	39	57-3988	Bush — clutch push rod	1
L T FS	40	68-3150	Mainshaft first gear (14 teeth)	1
L T FS	40	68-3127*	Mainshaft first gear (16 teeth)	1
L T FS	41	68-3015	Mainshaft third gear (26 teeth)	1
L T FS	41	68-3182*	Mainshaft third gear (22 teeth)	1
L T FS	42	68-3100	Mainshaft with bush	1
L T FS	43	68-3229	Clutch push rod	1
L T FS	44	68-0024	Circlip — mainshaft bearing, left	1
L T FS	45	68-0027	Oil seal — mainshaft bearing	1
L T (solo)	46	68-3073	Gearbox sprocket (20 teeth)	1
FS	46	68-3093	Gearbox sprocket (18 teeth)	1
	46	68-3089†	Gearbox sprocket (21 teeth)	1
L T (s/car)	46	68-3093‡	Gearbox sprocket (18 teeth)	1
	46	68-3078†	Gearbox sprocket (19 teeth)	1
L T FS	47	40-3121	Lockwasher — gearbox sprocket	1
L T FS	48	40-3051	Nut — gearbox sprocket	1
L T FS	49	68-3194	Felt washer	1
L T FS	50	68-0022	Camshaft bush — left	1
L T FS	51	68-0131	Rotary breather valve	1

*Close ratio gears.

†Alternative sprockets.

‡Home and general export.

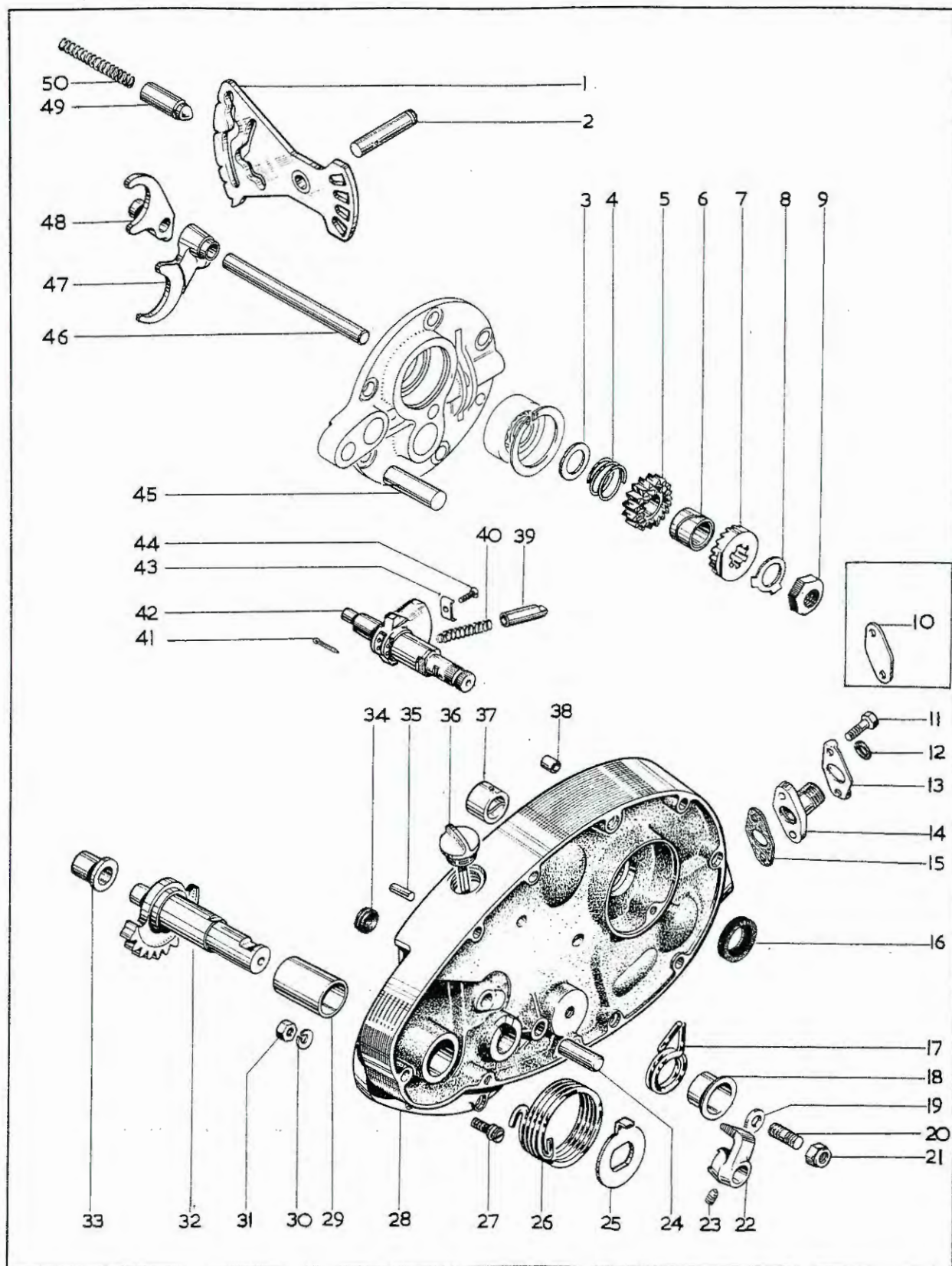


Plate 7

INNER TIMING COVER — GEARCHANGE MECHANISM

Model	Plate Ref.	Part No.	Description	Per Set
L T FS	1	57-4026	Cam plate — gear selector	1
L T FS	2	68-3045	Pivot — cam plate	1
L T FS	3	67-3161	Thrust washer — kickstart ratchet	1
L T FS	4	67-3162	Spring — kickstart ratchet	1
L T FS	5	68-3095	Kickstart ratchet pinion	1
L T FS	6	67-3169	Bush — kickstart ratchet pinion	1
L T FS	7	68-3056	Kickstart ratchet	1
L T FS	8	68-3301	Lockwasher — kickstart assembly	1
L T FS	9	67-3163*	Nut — kickstart assembly ($\frac{9}{16}$ " B.S.C.)	1
T	10	42-0166	Cover plate — inner timing cover (without revolution counter)	1
L T FS	11	21-5370	Bolt — revolution counter adaptor (2 B.A. $\times \frac{9}{16}$ ")	2
L FS	12	24-0036	Sealing washer — revolution counter cable	1
L T FS	13	68-0982	Lockwasher — revolution counter adaptor bolt	1
L FS	14	68-0585	Adaptor — revolution counter cable	1
L T FS	15	71-1436	Gasket — revolution counter adaptor	1
L T FS	16	76-0291	Oil seal — idler pinion spindle	1
L T FS	17	57-4009	Spring — gearchange return	1
L T FS	18	57-4008	Cup — gearchange return spring	1
L T FS	19	76-0012	Washer — gearchange return spring	1
L T FS	20	21-2025	Stud — gearchange return spring	1
	21	14-1202	Locknut — retaining cup stud	1
L T FS	22	57-4028	Stop plate — gearchange spring	1
L T FS	23	68-3118	Grub-screw — stop plate	1
L T FS	24	68-3058	Anchor peg — gearchange spring	1
L T FS	25	68-3054	Spring plate — kickstart	2
L T FS	26	68-3053	Spring — kickstart return	1
L T FS	27	68-3055	Anchor peg — kickstart spring	1
L T FS	28	71-2277	Inner timing cover with fixed fittings	1
L T FS	29	68-0213	Bush — kickstart spindle, timing cover	1
L T FS	30	24-0978	Spring washer — anchor peg nut	1
L T FS	31	02-2395	Nut — kickstart spring anchor peg ($\frac{1}{4}$ " B.S.C.)	1
L T FS	32	57-4312	Kickstart spindle complete	1
L T FS	33	68-3005	Bush — kickstart spindle	1
L T FS	34	40-0705	Grommet — contact breaker leads	1
L T FS	35	40-0394	Dowel — inner cover to case	2
L T FS	36	68-0865	Dipstick — inner timing cover	1
L T FS	37	70-9809	Bush — idler pinion spindle	1
L T FS	38	66-3074	Dowel — inner cover to case	2
L T FS	39	57-4114	Plunger — gearchange quadrant	2
L T FS	40	68-3076	Spring — gearchange quadrant plunger	2
L T FS	41	60-2721	Split pin — quadrant plunger spring ($\frac{3}{32}$ " $\times \frac{5}{8}$ ")	2
L T FS	42	71-4116	Gearchange quadrant complete	1
L T FS	43	57-4115	Retainer — gearchange plunger	1
L T FS	44	40-3323	Screw — plunger retainer (5B.A. $\times \frac{5}{16}$ ")	1
L T FS	45	68-3180	Kickstart quadrant stop	1
L T FS	46	68-3036	Spindle — selector forks	1
L T FS	47	68-3160	Selector fork — layshaft	1
L T FS	48	68-3158	Selector fork — mainshaft	1
L T FS	49	68-0098	Plunger — gearchange cam plate	1
L T FS	50	68-0101	Spring — cam plate plunger	1

*Special material: 9—EN15.

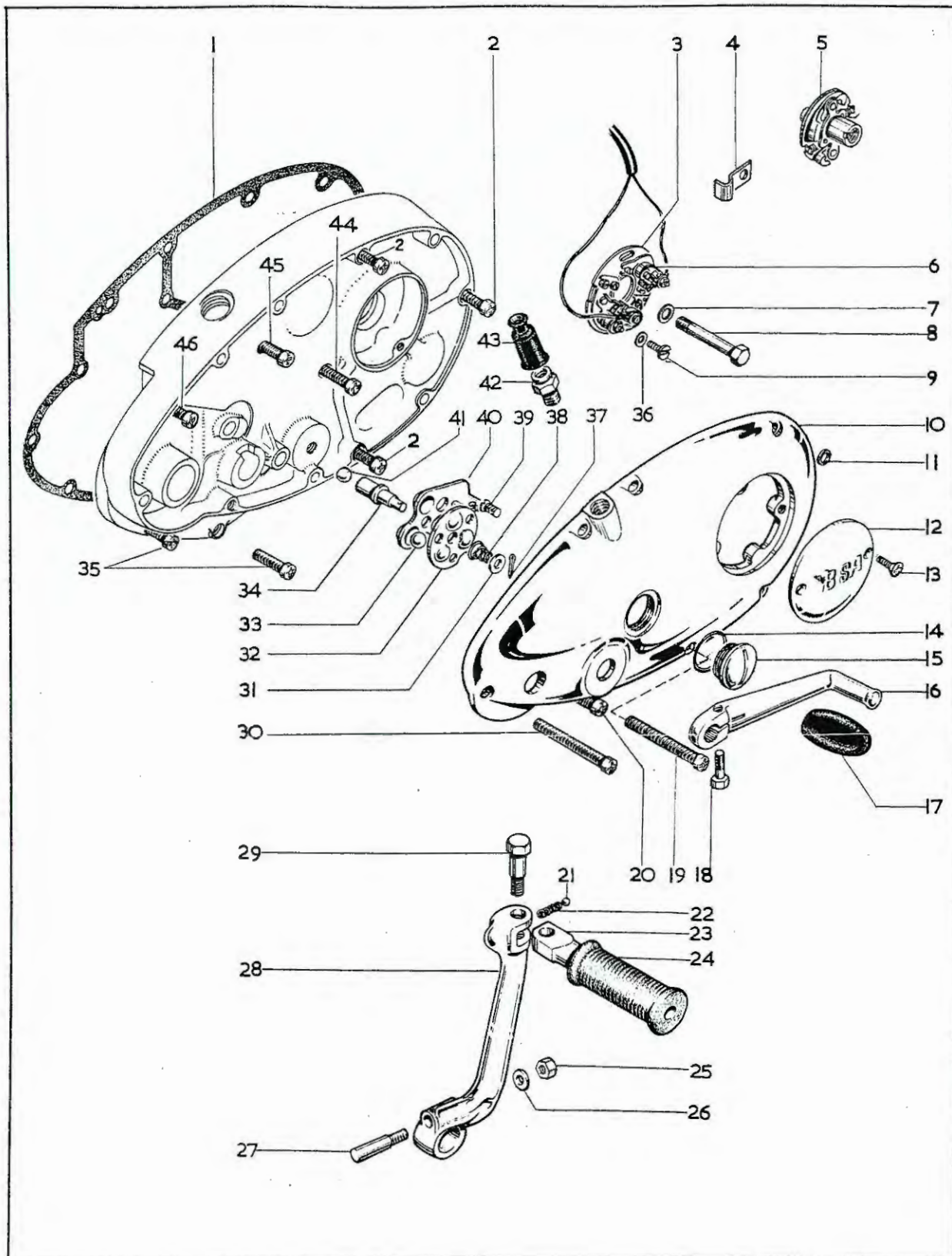


Plate 8

OUTER TIMING COVER — KICKSTART — FOOTCHANGE

Model	Plate Ref.	Part No.	Description	Per Set
L T FS	1	71-1437	Gasket — inner timing cover	1
L T FS	2	14-6613	Screw — inner timing cover ($\frac{1}{4}$ " UN.C. \times $2\frac{1}{4}$ ")	3
L T FS	3	19-1841	Contact breaker (Lucas 54419097)	1
L T FS	4	04-2203	Clip — contact breaker lead	1
L T FS	5	19-1842	Auto-advance unit (Lucas 54419344)	1
L T FS	6	19-1849	Contact set (Lucas 54419827)	1
L T FS	7	68-0331	Washer — contact breaker plate screw	1
L T FS	8	14-0208	Bolt — auto-advance unit ($\frac{1}{4}$ " UN.F. \times $2\frac{1}{4}$ ")	1
L T FS	9	97-3894	Screw — contact breaker plate to cover (2B.A. \times $2\frac{1}{64}$ ")	2
L T FS	10	71-2280	Outer timing cover	1
L T FS	11	40-0740	Sealing washer — outer cover screw, top	1
L T FS	12	70-9126	Inspection cover — contact breaker	1
L T FS	13	21-5375	Screw — contact breaker cover (2B.A. \times $\frac{3}{8}$ ")	2
L T FS	14	70-8782	"O" ring — inspection plug	1
L T FS	15	70-9816	Inspection plug — outer cover	1
L T FS	16	40-3073	Gearchange pedal	1
L T FS	17	89-3208	Rubber — gearchange pedal	1
L T FS	18	42-6554	Bolt — gearchange pedal ($\frac{1}{4}$ " B.S.C. \times $\frac{3}{4}$ ")	1
L T FS	19	21-1917	Screw — outer timing cover ($\frac{1}{4}$ " UN.C. \times $2\frac{3}{8}$ ")	5
L T FS	20	14-6607	Screw — outer timing cover ($\frac{1}{4}$ " UN.C. \times $\frac{7}{8}$ ")	1
L T FS	21	60-2364	Ball — kickstart pedal	1
L T FS	22	40-3085	Spring — kickstart pedal	1
L T FS	23	57-1272	Folding pedal — kickstart	1
L T FS	24	57-2330	Rubber — kickstart pedal	1
L T FS	25	75-0053	Nut — kickstart crank cotter	1
L T FS	26	68-0331	Washer — kickstart crank cotter ($.328" \times .505" \times .048"$)	1
L T FS	27	75-3143	Cotter — kickstart crank	1
L T FS	28	57-2173	Kickstart crank	1
L T FS		57-3632	Kickstart crank complete	1
L T FS	29	21-0541	Bolt — kickstart pedal ($\frac{5}{16}$ " B.S.C. \times $1\frac{3}{16}$ ")	1
L T FS	30	14-6614	Screw — outer cover ($\frac{1}{2}$ " UN.C. \times $2\frac{1}{2}$ ")	1
L T FS	31	57-3673	Washer — clutch lever	1
L T FS	32	57-4037	Thrust plate — clutch lift mechanism	1
L T FS	33	60-2368	Ball — clutch lift mechanism	3
L T FS	34	57-4038	Shaft — clutch lift mechanism	1
L T FS	35	14-6606	Screw — inner timing cover ($\frac{1}{4}$ " UN.C. \times $\frac{3}{4}$ ")	2
L T FS	36	76-0293	Washer — contact breaker plate	2
L T FS	37	60-2701	Split pin — clutch lift mechanism	1
L T FS	38	57-1712	Spring — clutch lift mechanism	1
L T FS	39	21-1879	Screw — clutch lift mechanism	3
L T FS		57-4049	Clutch lift mechanism complete	1
L T FS	40	57-4036	Lever — clutch lift mechanism	1
L T FS	41	60-2363	Ball — clutch lever shaft	1
L T FS	42	57-3762	Adaptor — clutch cable	1
L T FS	43	68-3264	Cover — clutch cable adaptor	1
L T FS	44	14-6610	Screw — inner timing cover ($\frac{1}{4}$ " UN.C. \times $1\frac{1}{2}$ ")	1
L T FS	45	14-6611	Screw — inner timing cover ($\frac{1}{4}$ " UN.C. \times $1\frac{1}{4}$ ")	1
L T FS	46	14-6608	Screw — inner timing cover ($\frac{1}{4}$ " UN.C. \times $1"$)	1

Plate 9

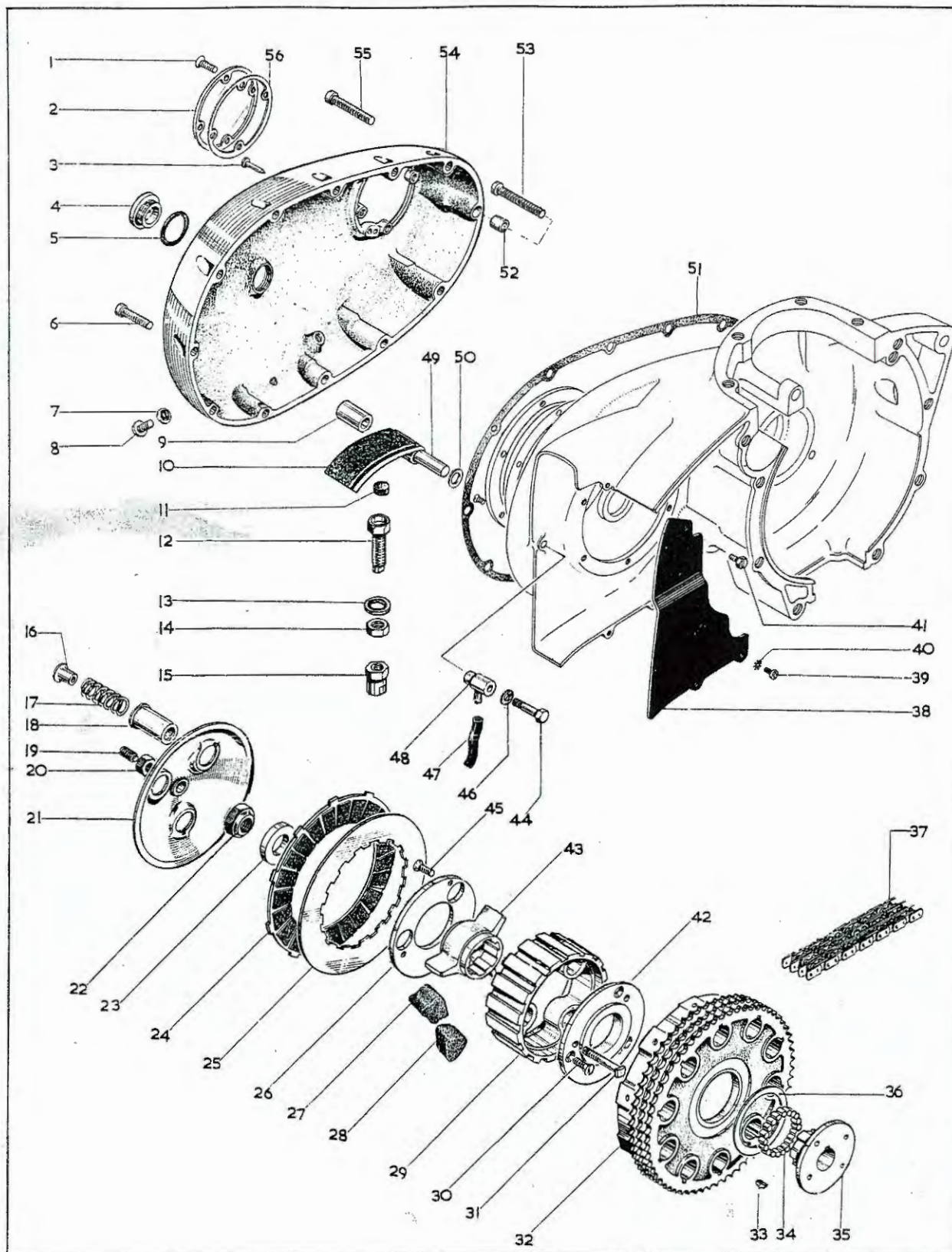
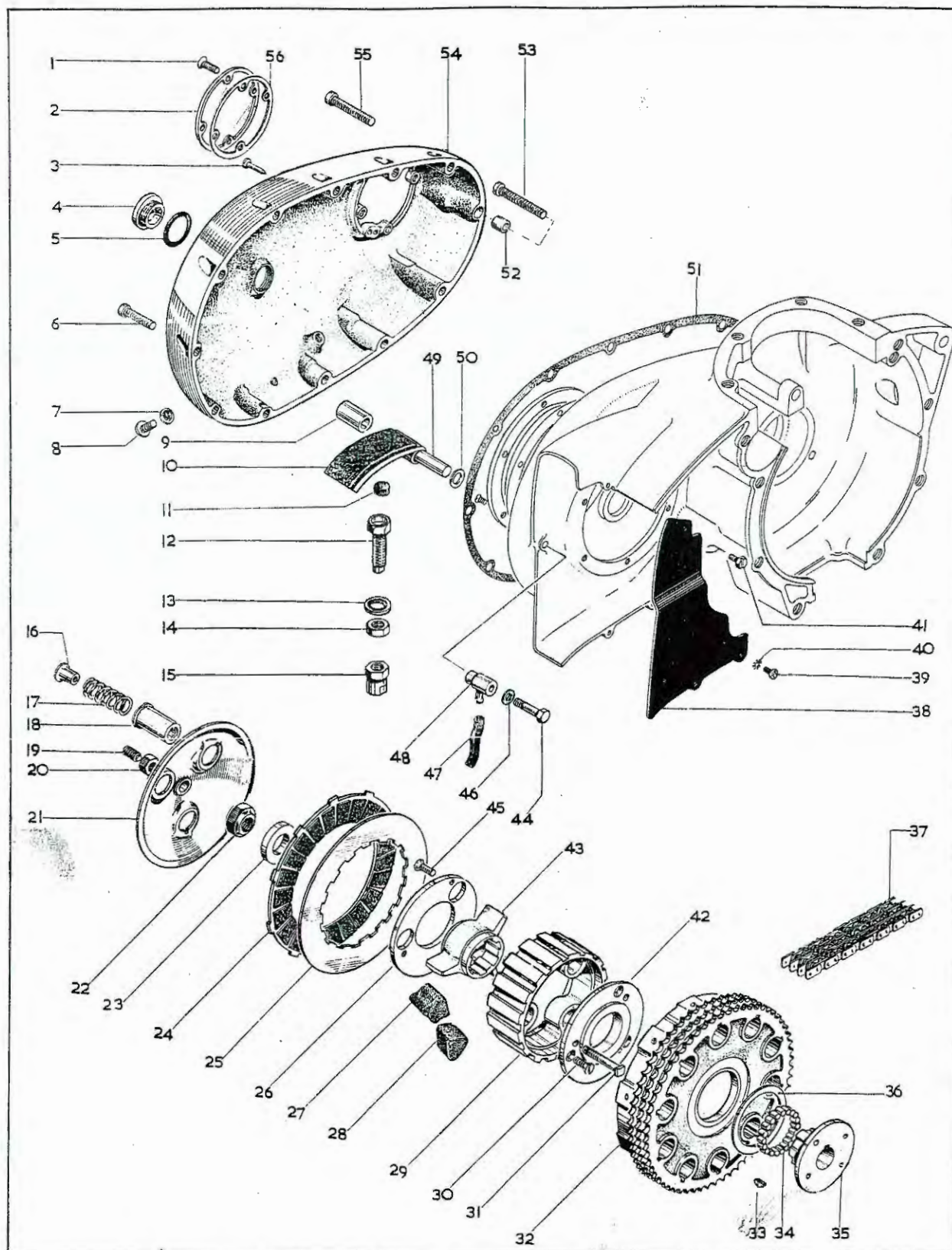


Plate 9

CLUTCH — PRIMARY COVER

Model	Plate Ref.	Part No.	Description	Per Set
L T FS		68-3270	Clutch complete	1
L T FS	1	76-4116	Screw — inspection cover (2B.A. $\times \frac{7}{16}$ ")	4
L T FS	2	70-9114	Cover — timing inspection	1
L T FS	3	68-0841	Ignition timing pointer	1
L T FS	4	70-9816	Plug — primary cover	2
L T FS	5	70-8782	"O" ring — primary cover plug	2
L T FS	6	21-1854	Screw — primary cover ($\frac{1}{4}$ " UN.C. $\times 1\frac{7}{16}$ ")	6
L T FS	7	71-1065	Washer — oil level and drain screw	2
L T FS	8	14-7804	Screw — oil level and drain	2
L T FS	9	68-0376	Spacer tube — tensioner pivot	1
L T FS	10	70-8310	Tensioner — primary chain	1
L T FS	11	68-0249	Insert — tensioner screw	1
L T FS	12	70-7793	Adjuster screw — chain tensioner	1
L T FS	13	68-0861	Washer — tensioner screw oil seal	1
L T FS	14	68-0237	Locknut — tensioner adjuster ($\frac{7}{16}$ " B.S.F.)	1
L T FS	15	57-4326	Cap nut — adjuster screw ($\frac{7}{16}$ " B.S.F.)	1
L T FS	16	57-2526	Nut — clutch spring ($\frac{1}{4}$ " B.S.F.)	3
L T FS	17	68-3321	Clutch spring	3
L T FS	18	68-3287	Cup — clutch spring	3
L T FS	19	68-3308	Screw — clutch adjuster	1
L T FS	20	14-0403	Locknut — adjuster screw ($\frac{3}{8}$ " UN.F.)	1
L T FS	21	68-3305	Pressure plate	1
L T FS	22	68-3320	Nut — clutch retaining	1
L T FS	23	68-3169	Spacer — clutch retaining nut	1
L T FS	24	42-3192	Driving plate	6
L T FS	25	57-1363	Driven plate	6
L T FS	26	68-3283	Plate — cush drive retaining	1
L T FS	27	68-3281	Rubber — cush drive	3
L T FS	28	68-3282	Rubber — rebound, cush drive	3



CLUTCH — PRIMARY COVER

<i>Model</i>	<i>Plate Ref.</i>	<i>Part No.</i>	<i>Description</i>	<i>Per Set</i>
L T FS	29	57-1719	Clutch centre	1
L T FS	30	42-3183	Screw — inner plate to centre (1B.A. \times 35/64" countersunk)	3
L T FS	31	42-3189	Clutch spring pin ($\frac{1}{4}$ " B.S.C. \times 1 $\frac{3}{8}$ ")	3
L T FS	32	57-2773	Clutch sprocket (58 teeth)	1
L T FS	33	68-3218	Key — sleeve to sprocket	2
L T FS	34	42-3206	Roller — clutch sprocket	20
L T FS	35	57-3929	Clutch hub	1
L T FS	36	57-3931	Thrust washer — clutch sleeve	1
L T FS	37	19-8639	Primary chain ($\frac{3}{8}$ " Triplex, 80 pitches)	1
L T FS	38	68-0360	Cover plate — rear crankcase	1
L T FS	39	97-3894	Screw — cover plate (2B.A. \times 21/64")	2
L T FS	40	29-3319	Lockwasher — cover plate screw ($\cdot 200'' \times \cdot 400'' \times \cdot 021''$)	3
L T FS	41	40-3044	Bolt — cover plate, top	1
L T FS	42	68-3280	Inner retaining plate — cush drive	1
L T FS	43	57-2538	Spider — cush drive	1
L T FS	44	70-9217	Bolt — rear chain oiler ($\frac{1}{4}$ " UN.C. \times 1 $\frac{3}{8}$ ")	1
L T FS	45	42-3183	Screw — outer plate to centre	3
L T FS	46	66-7518	Fibre washer — rear chain oiler	1
L T FS	47	40-0375	Rubber pipe — rear chain oiler	1
L T FS	48	68-0383	Oiler — rear chain	1
L T FS	49	68-0375	Tensioner pivot	1
L T FS	50	15-0804	Washer — tensioner pivot	1
L T FS	51	71-1432	Gasket — primary cover	1
L T FS	52	66-3074	Hollow dowel	1
L T FS	53	21-1951	Screw — primary cover	1
L T FS	54	71-1044	Primary cover complete	1
L T FS	55	14-6611	Screw — primary cover ($\frac{1}{4}$ " UN.C. \times 1 $\frac{3}{8}$ ")	4
L T FS	56	71-1420	Gasket — inspection cover	1

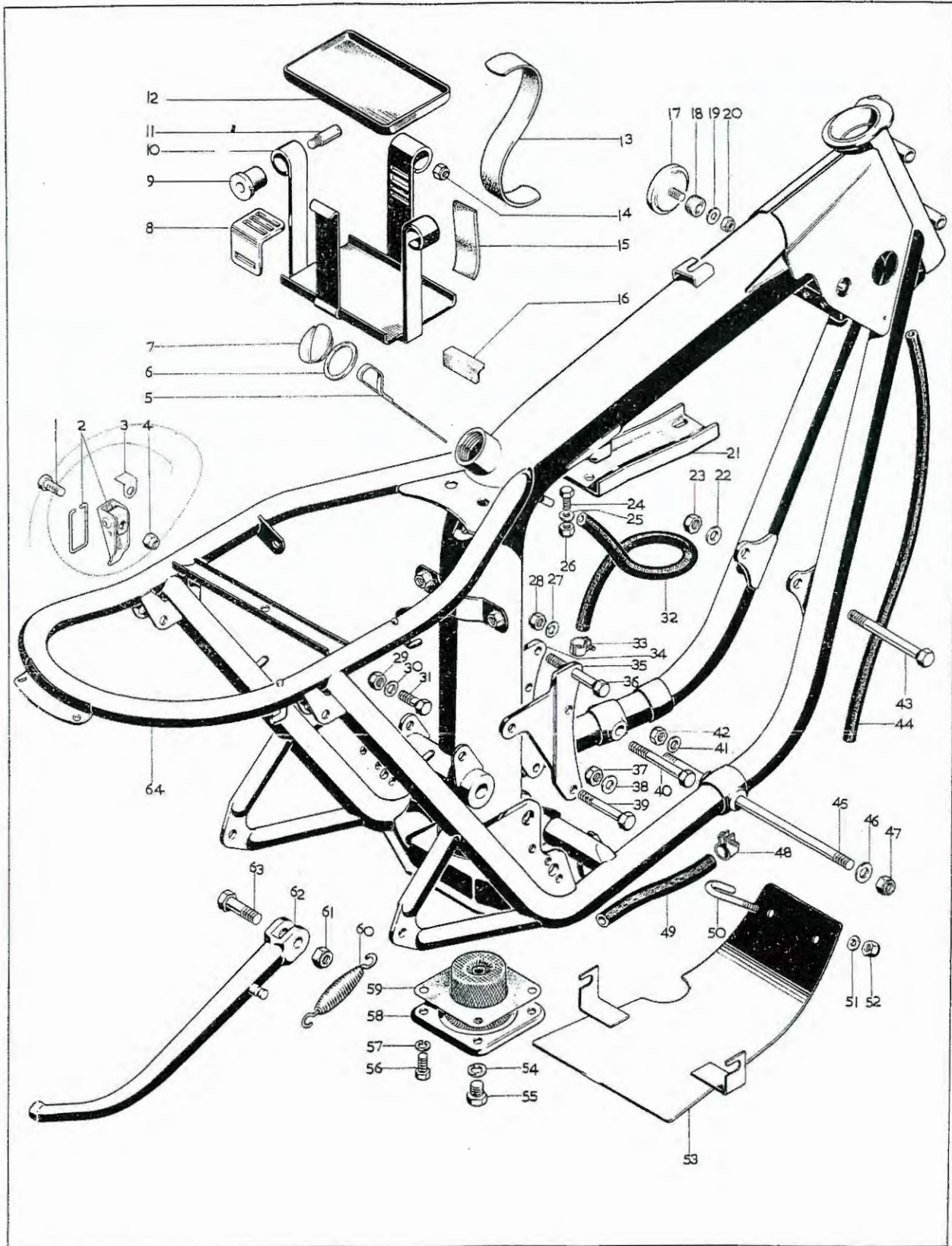


Plate 10

FRAME -- BATTERY CARRIER -- ENGINE SHIELD

Model	Plate Ref.	Part No.	Description	Per Set
L T FS	1	14-0101	Bolt — seat catch fixing ($\frac{1}{4}$ " UN.F. \times $\frac{1}{2}$ ")	1
L T FS	2	83-3061	Catch assembly — twinseat	1
L T FS	3	83-2597	Spring — seat catch	1
L T FS	4	14-1301	Locknut — seat catch fixing bolt ($\frac{1}{4}$ " UN.F.)	1
L T FS	5	83-3142	Dipstick	1
L T FS	6	70-3751	Washer — oil filler cap	1
L T FS	7	70-4610	Cap — oil filler	1
L T FS	8	82-9354	Buckle — battery retaining strap	1
L T FS	9	40-8436	Rubber bush — battery carrier mounting —	3
L T FS	10	83-2512	Battery carrier	1
L T FS	11	83-2508	Screw — shouldered, battery carrier mounting	3
L T FS	12	68-4597	Moulding — battery carrier	1
L T FS	13	82-8033	Strap — battery carrier	1
L T FS	14	14-1301	Locknut — battery carrier fixing screw ($\frac{1}{4}$ " UN.F.)	1
L T FS	15	82-8255	Protective strip — battery carrier	2
L T FS	16	83-3295	Protective strip — battery carrier, moulded	1
L T FS	17	60-3042	Reflector	1
L T FS	18	83-3522	Rubber bush — reflector mounting	1
L T FS	19	60-2391	Washer — reflector mounting ($.202" \times .391" \times .032"$)	1
L T FS	20	82-4717	Locknut — reflector mounting	1
L T FS	21	83-2844	Steady bracket — engine to frame	1
L T FS	22	60-2332	Washer — engine bolt, front ($.458" \times .875" \times .048"$)	1
L T FS	23	14-1304	Locknut — engine bolt, front ($\frac{7}{16}$ " UN.F.)	1
L T FS	24	14-0126	Bolt — engine steady to frame ($\frac{3}{8}$ " UN.F. \times $\frac{1}{4}$ ")	1
L T FS	25	60-2331	Washer — engine steady to frame bolt ($.395" \times .750" \times .048"$)	1
L T FS	26	14-1303	Locknut — engine steady to frame bolt ($\frac{3}{8}$ " UN.F.)	1
L T FS	27	60-2332	Washer — engine to engine plate bolt, top ($.458" \times .875" \times .048"$)	1
L T FS	28	14-1304	Locknut — engine to engine plate bolt, top ($\frac{7}{16}$ " UN.F.)	1
L T FS	29	14-1303	Locknut — engine plate bolt, rear ($\frac{3}{8}$ " UN.F.)	2
L T FS	30	60-2331	Washer — engine plate bolt, rear ($.395" \times .750" \times .048"$)	2
L T FS	31	14-0127	Bolt — engine plate, rear ($\frac{3}{8}$ " UN.F. \times $\frac{7}{8}$ ")	2
L T FS	32	71-2344	Pipe — oil return	1
L T FS	33	70-6848	Clamp — oil return pipe	2

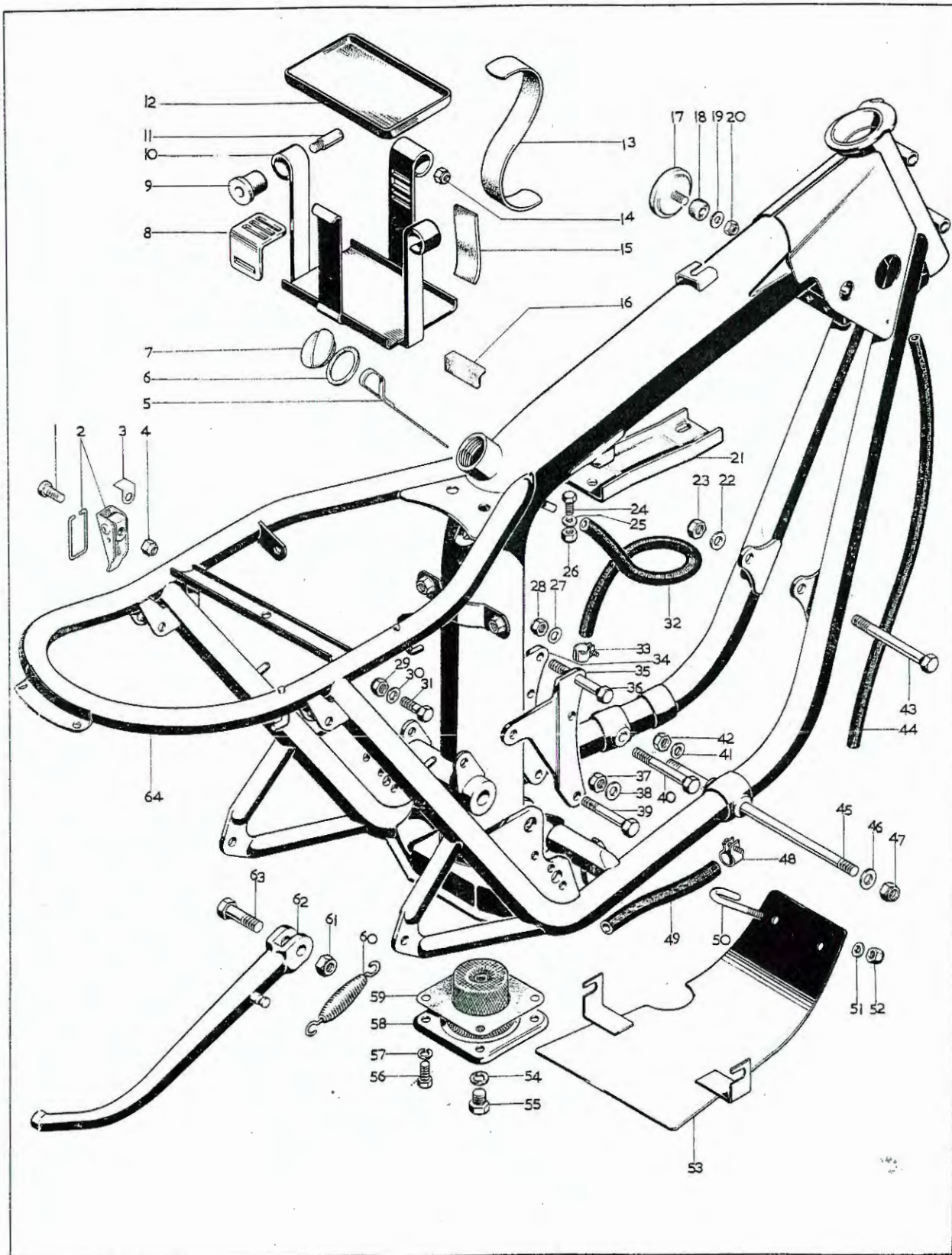


Plate 10—continued

FRAME — BATTERY CARRIER — ENGINE SHIELD

Model	Plate Ref.	Part No.	Description	Per Set
L T FS	34	83-2110	Engine plate — left	1
L T FS	35	83-2111	Engine plate — right	1
L T FS	36	14-0251	Bolt — engine to engine plates, top ($\frac{7}{16}$ " UN.F. \times $2\frac{3}{4}$ ")	1
L T FS	37	14-1303	Locknut — engine plate bolt, bottom ($\frac{3}{8}$ " UN.F.)	1
L T FS	38	60-2331	Washer — engine plate bolt, bottom ($.395" \times .750" \times .048"$)	1
L T FS	39	14-0238	Bolt — engine plate to frame, bottom ($\frac{3}{8}$ " UN.F. \times $2\frac{3}{4}$ ")	1
L T FS	40	14-0224	Bolt — engine to engine plates, bottom ($\frac{5}{16}$ " UN.F. \times $2\frac{3}{4}$ ")	1
L T FS	41	60-2332	Washer — engine to engine plates bolt, bottom ($.458" \times .875" \times .048"$)	1
L T FS	42	14-1302	Locknut — engine to engine plates bolt, bottom ($\frac{5}{16}$ " UN.F.)	1
L T FS	43	21-2091	Bolt — engine fixing, front ($\frac{7}{16}$ " UN.F. \times $3\frac{3}{4}$ ")	1
L T FS	44	71-2348	Pipe — oil reservoir vent	1
L T FS	45	21-2115	Bolt — engine fixing, bottom	1
L T FS	46	60-2331	Washer — engine fixing stud, bottom ($.395" \times .750" \times .048"$)	4
L T FS	47	14-1303	Locknut — engine fixing stud, bottom ($\frac{3}{8}$ " UN.F.)	2
L T FS	48	68-8382	Clamp — oil feed pipe	2
L T FS	49	71-2346	Pipe — oil feed	1
FS	50	21-2096	Stud — undershield fixing, hooked	2
FS	51	60-2320	Washer — undershield fixing stud ($.270" \times .625" \times .056"$)	2
FS	52	14-1301	Locknut — undershield fixing stud	2
FS	53	83-3136	Undershield assembly	1
L T FS	54	02-4553	Fibre washer — drain plug	1
L T FS	55	21-1945	Drain plug — sump plate	1
L T FS	56	21-2109	Stud — sump plate to frame	4
L T FS	57	60-2330	Plain washer — sump plate stud ($.333" \times .625" \times .040"$)	4
L T FS		14-1302*	Locknut — sump plate stud ($\frac{5}{16}$ " UN.F.)	4
L T FS	58	83-3643	Sump plate assembly	1
L T FS	58	83-3642	Oil filter assembly	1
L T FS	59	83-2829	Gasket — sump plate	1
L T FS	60	82-8382	Spring — prop stand	1
L T FS	61	14-1303	Locknut — prop stand pivot bolt ($\frac{3}{8}$ " UN.F.)	1
L T FS	62	83-1560	Prop stand	1
L T FS	63	82-7021	Bolt — prop stand pivot	1
L T FS	64	83-2802	Frame complete	1

*Not illustrated.

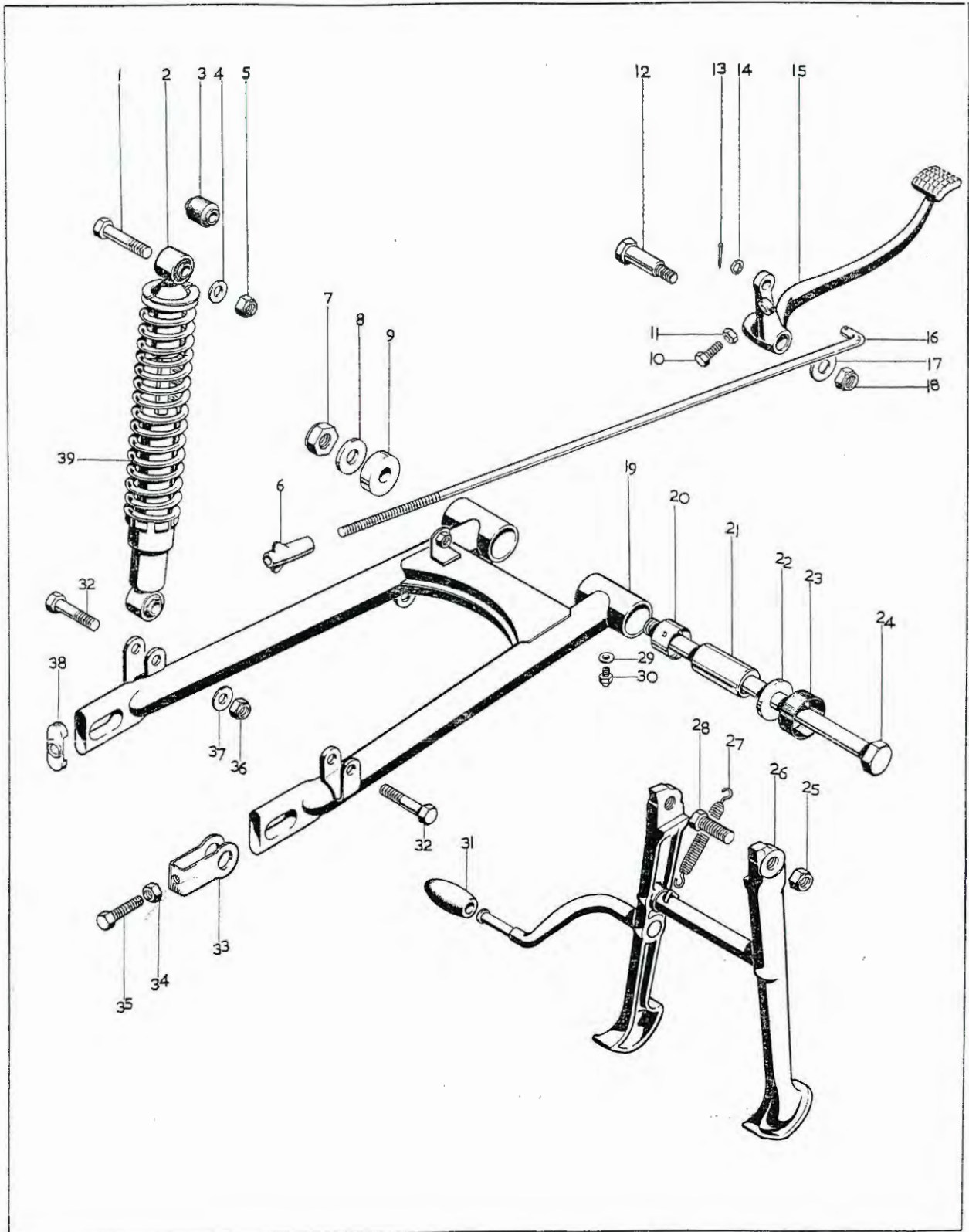


Plate 11

SWINGING ARM — CENTRE STAND — REAR BRAKE CONTROL

Model	Plate Ref.	Part No.	Description	Per Set
L T FS	1	14-0235	Bolt — suspension unit fixing, top ($\frac{3}{8}$ " UN.F. \times 2")	2
L T FS	2	19-7470	Suspension unit (Girling 64052495)	2
L T FS	3	19-7461	Bush — suspension unit (Girling 64533645)	4
L T FS	4	60-2331	Washer — suspension unit bolt, top and bottom ($\cdot 390$ " \times $\cdot 745$ " \times $\cdot 048$ ")	4
L T FS	5	14-1303	Locknut — suspension unit bolt, top and bottom ($\frac{3}{8}$ " UN.F.)	4
L T FS	6	82-7387	Nut — brake rod adjuster	1
L T FS	7	14-1307	Locknut — swinging arm pivot bolt ($\frac{3}{8}$ " UN.F.)	1
L T FS	8	68-0324	Washer — swinging arm pivot bolt	2
L T FS	9	83-2689	Distance piece — swinging arm pivot, left	1
L T FS	10	14-0103	Bolt — stop light adjustment ($\frac{1}{4}$ " UN.F. \times $\frac{3}{4}$ ")	1
L T FS	11	14-0301	Nut — stop light adjustment bolt ($\frac{1}{4}$ " UN.F.)	1
L T FS	12	21-2045	Pivot bolt — brake pedal	1
L T FS	13	60-2683	Split pin	1
L T FS	14	60-2393	Washer — brake rod ($\cdot 256$ " \times $\cdot 500$ " \times $\cdot 040$ ")	1
L T FS	15	83-2666	Brake pedal	1
L T FS	16	83-2860	Brake rod	1
L T FS	17	02-2138	Washer — brake pedal pivot bolt	1
L T FS	18	14-1303	Locknut — brake pedal pivot bolt ($\frac{3}{8}$ " UN.F.)	1
L T FS	19	83-2513	Swinging arm assembly	1
L T FS	20	83-2521	Bush — swinging arm pivot	4
L T FS	21	83-2691	Sleeve — swinging arm pivot	2
L T FS	22	83-2690	Distance piece — swinging arm pivot, right	1
L T FS	23	83-2692	Dust excluder — swinging arm pivot	4
L T FS	24	21-2087	Bolt — swinging arm pivot	1
L T FS	25	14-1304	Locknut — centre stand pivot bolt ($\frac{7}{16}$ " UN.F.)	2
L T FS	26	83-2627	Centre stand	1
L T FS	27	82-4671	Spring — centre stand	1
L T FS	28	21-2077	Bolt — centre stand pivot	2
L T FS	29	24-1088	Washer — grease nipple	2
L T FS	30	60-1841	Grease nipple — swinging arm	2
L T FS	31	57-2331	Rubber — centre stand extension arm	1
L T FS	32	14-0234	Bolt — suspension unit, bottom ($\frac{3}{8}$ " UN.F. \times $1\frac{3}{4}$ ")	2
L T FS	33	37-3742	Chain adjuster	2
L T FS	34	14-0301	Nut — chain adjuster bolt ($\frac{1}{4}$ " UN.F.)	2
L T FS	35	14-0107	Bolt — chain adjuster ($\frac{1}{4}$ " UN.F. \times $1\frac{1}{2}$ ")	2
L T FS	36	14-1303	Locknut — suspension unit bolt, bottom ($\frac{3}{8}$ " UN.F.)	2
L T FS	37	60-2331	Washer — suspension unit bolt, top ($\cdot 390$ " \times $\cdot 745$ " \times $\cdot 048$ ")	2
L T FS	38	83-3082	Cover plate — swinging arm fork end	2
L T FS	39	19-7469	Spring — suspension unit (Girling 64545350)	2

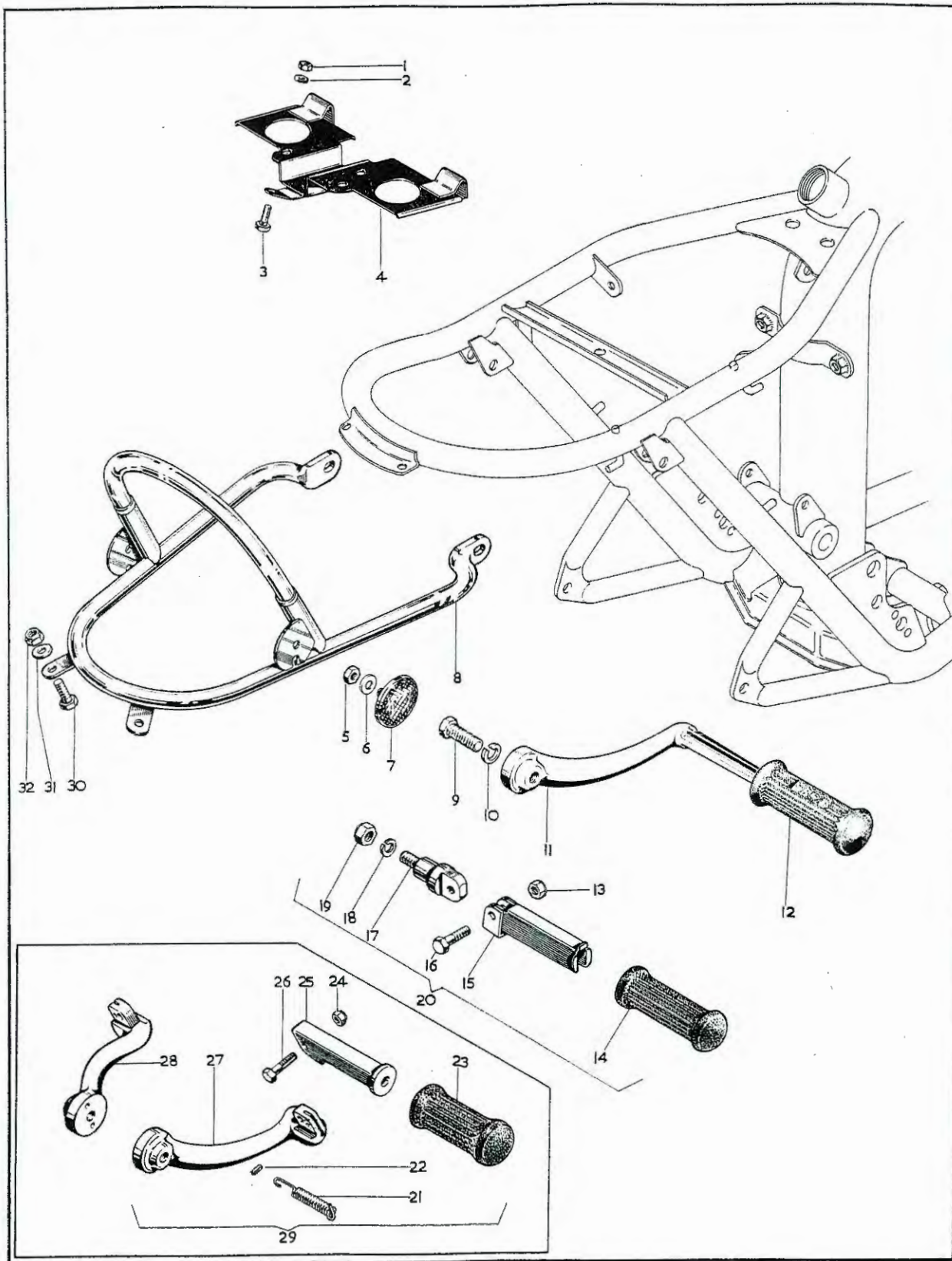


Plate 12

SUPPORT RAIL — FOOTRESTS — COIL PLATFORM

Model	Plate Ref.	Part No.	Description	Per Set
L T FS	1	14-1301	Locknut — platform to mudguard bolt ($\frac{1}{4}$ " UN.F.)	1
L T FS	2	60-2329	Washer — platform to mudguard bolt ($\cdot 270" \times \cdot 560" \times \cdot 036"$) ..	1
L T FS	3	14-0101	Bolt — platform to mudguard ($\frac{1}{4}$ " UN.F. $\times \frac{1}{2}$ ")	1
L T FS	4	83-2571	Platform — ignition coil mounting	1
L T FS	5	82-4717	Nut — reflector bolt	2
L T FS	6	60-2391	Washer — reflector bolt ($\cdot 200" \times \cdot 390" \times \cdot 032"$)	2
L T FS	7	60-3041	Reflector	2
L T FS	8	83-2768	Support rail and grab handle assembly	1
L T FS	9	14-0259	Bolt — footrest to frame ($\frac{1}{2}$ " UN.F. $\times 1\frac{1}{8}"$)	2
L T FS	10	60-2333	Washer — footrest to frame bolt	2
L T FS		83-3602*	Collar — footrest to frame bolt	2
L T FS		14-1305*	Locknut — footrest to frame bolt	2
L T FS	11	83-2854	Footrest complete — front	2
L T FS	12	83-2651	Footrest rubber — front	2
L T FS	13	14-1302	Locknut — pillion footrest pivot bolt ($\frac{5}{16}$ " UN.F.)	2
L T FS	14	29-7583	Rubber — pillion footrest	2
L T FS	15	68-4835	Pillion footrest	2
L T FS	16	14-0217	Bolt — pillion footrest pivot ($\frac{5}{16}$ " UN.F. $\times 1\frac{1}{4}"$)	2
L T FS		02-0861*	Washer — pillion footrest pivot bolt	2
L T FS	17	83-3207	Anchor bolt — pillion footrest	2
L T FS	18	04-2276	Spring washer — pillion footrest anchor bolt	2
L T FS	19	14-1302	Locknut — pillion footrest anchor bolt ($\frac{5}{16}$ " UN.F.)	2
L T FS	20	83-2841	Pillion footrest assembly	2
FS	21	83-3095	Spring — folding footrest	2
FS	22	83-3094	Pin — footrest spring anchor	2
FS	23	42-4925	Rubber — folding footrest	2
FS	24	14-1302	Locknut — footrest pivot bolt ($\frac{5}{16}$ " UN.F.)	2
FS	25	83-3092	Footrest	2
FS	26	14-0216	Bolt — footrest pivot ($\frac{5}{16}$ " UN.F. $\times 1\frac{1}{8}"$)	2
FS	27	83-2859	Bracket — folding footrest mounting, right	1
FS	28	83-2858	Bracket — folding footrest mounting, left	1
FS	29	83-2856	Folding footrest and bracket complete — left	1
FS	29	83-2857	Folding footrest and bracket complete — right	1
L T FS	30	40-0101	Bolt — mudguard to support rail ($\frac{1}{4}$ " UN.F. $\times \frac{1}{2}"$)	2
L T FS	31	60-2329	Washer — mudguard to support rail bolt ($\cdot 270" \times \cdot 560" \times \cdot 036"$) ..	2
L T FS	32	14-1301	Locknut — mudguard to support rail bolt ($\frac{1}{4}$ " UN.F.)	2

*Not illustrated

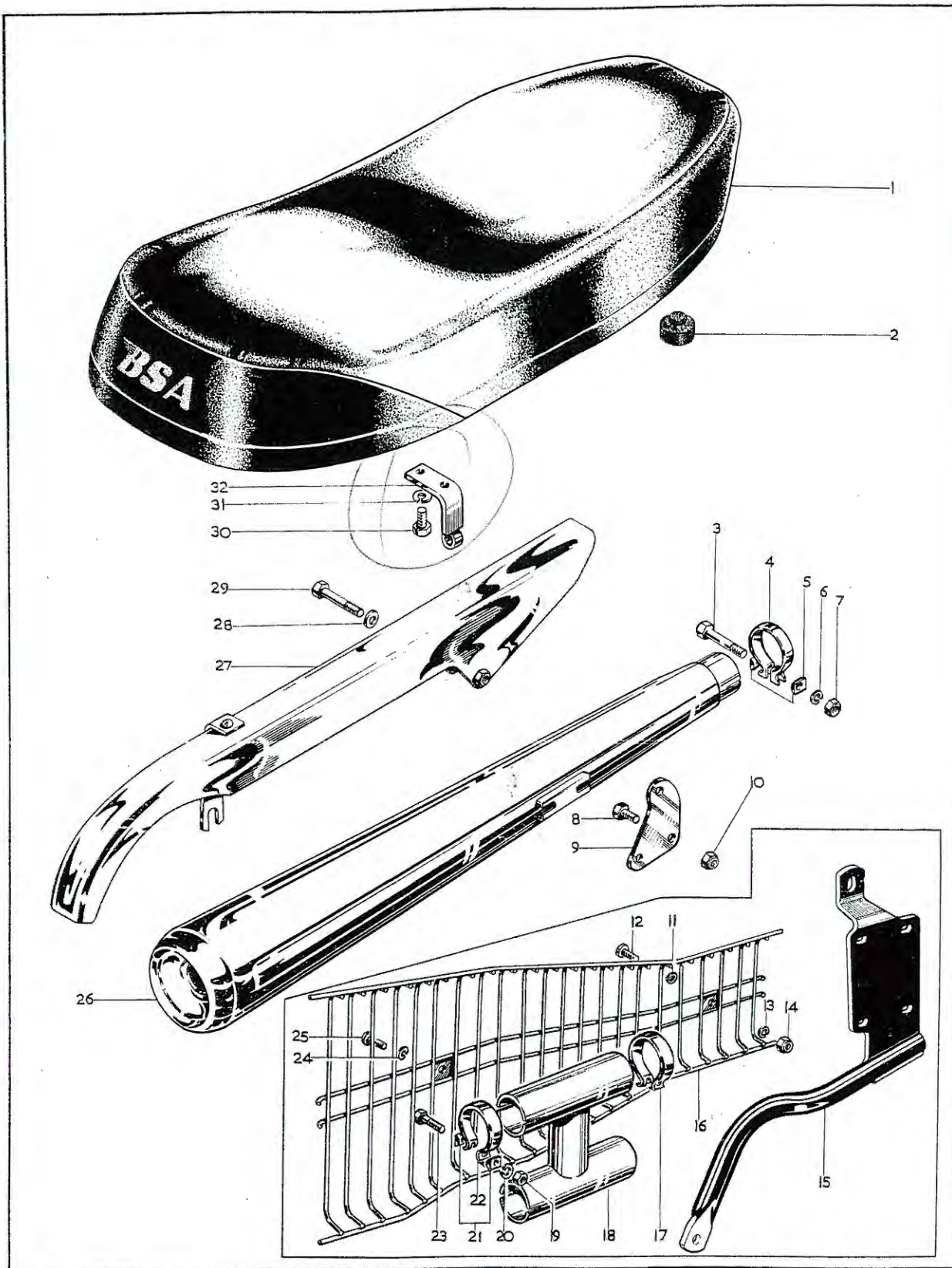
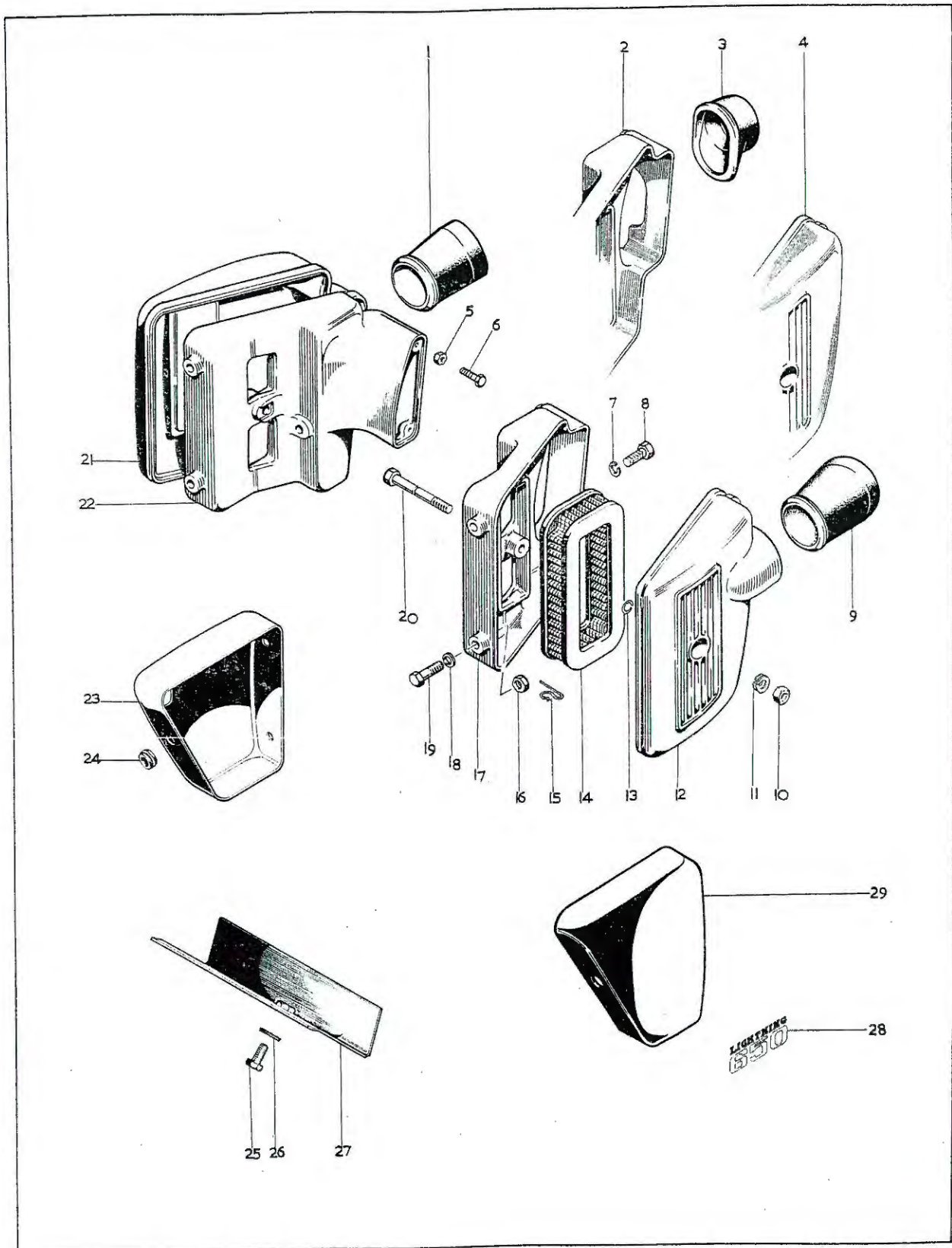


Plate 13

TWINSEAT — CHAINGUARD — SILENCER

Model	Plate Ref.	Part No.	Description	Per Set
L T FS	1	83-3633	Twinseat	1
L T FS	2	40-8046	Rubber buffer — twinseat	5
L T	3	14-0219	Bolt — silencer clamp ($\frac{5}{16}$ " UN.F. \times $1\frac{1}{2}$ ")	2
L T	4	75-2725	Clamp — silencer to exhaust pipe	2
L T	5	75-2719	"D" washer — silencer clamp	4
L T	6	54-8003	Spring washer — silencer clamp bolt	2
L T	7	21-1908	Nut — silencer clamp bolt ($\frac{5}{16}$ " UN.F.)	2
L T	8	14-0101	Bolt — bracket to silencer ($\frac{1}{4}$ " UN.F. \times $\frac{1}{2}$ ")	4
L T	9	71-2283	Bracket — silencer to frame	2
L T	10	14-1301	Locknut — bracket to silencer bolt ($\frac{1}{4}$ " UN.F.)	4
FS	11	02-0525	Washer — heat shield fixing ($.255" \times .500" \times .048"$)	2
FS	12	14-0605	Screw — heat shield, front fixing ($\frac{1}{4}$ " UN.F. \times $\frac{5}{8}$ ")	1
FS	13	82-9020	Washer — heat shield, front fixing	1
FS	14	14-1301	Locknut — heat shield, front fixing ($\frac{1}{4}$ " UN.F.)	1
FS	15	71-2618	Bracket — silencer support	1
FS	16	70-9716	Heat shield	1
FS	17	70-5874	Clamp — exhaust pipe	2
FS	18	70-9698	"H" connection — exhaust pipes	1
FS	19	14-1302	Locknut — exhaust pipe clamp bolt ($\frac{5}{16}$ " UN.F.)	4
FS	20	54-8003	Spring washer — exhaust pipe clamp bolt	4
FS	21	70-3768	"D" washer	8
FS	22	75-2725	Clamp — silencer to "H" piece	2
FS	23	40-0219	Bolt — exhaust pipe clamp	4
FS	24	82-9020	Spring washer — heat shield, rear fixing ($.255" \times .500" \times .048"$)	1
FS	25	14-0604	Screw — heat shield, rear fixing ($\frac{1}{4}$ " UN.F. \times $\frac{1}{2}$ ")	1
FS	26	71-2654	Silencer	2
L T	26	71-2382	Megaphone silencer	1
L T	26	71-1710*	Silencer	1
L T FS	27	83-2640	Chainguard	1
L T FS	28	60-2347	Washer — chainguard fixing bolt, front	1
L T FS	29	14-0206	Bolt — chainguard fixing, front ($\frac{1}{4}$ " UN.F. \times $1\frac{3}{4}$ ")	1
L T FS	30	14-0101	Bolt — hinge to twinseat ($\frac{1}{4}$ " UN.F. \times $\frac{1}{2}$ ")	4
L T FS	31	60-2417	Spring washer	4
L T FS	32	83-2867	Hinge — twinseat	2

*Home and general export.



SIDECOVERS — AIR CLEANER

Model	Plate Ref.	Part No.	Description	Per Set
L FS	1	83-2623	Connector hose — carburetter, left	1
T	2	83-2797	Air cleaner body — right	1
T	2	83-2798	Air cleaner body — left	1
T	3	83-2625	Connector hose — carburetter	1
T	4	83-2840	Air cleaner cover — right	1
T	4	83-2839	Air cleaner cover — left	1
L T FS	5	54-9224	Nut — air cleaner body screw	2
L T FS	6	60-3539	Screw — air cleaner body fixing	2
L T FS	7	60-2418	Spring washer — air cleaner body to frame bolt (.343" × .503" × .080")	2
L T FS	8	14-0217	Bolt — air cleaner body to frame ($\frac{5}{16}$ " UN.F. × $1\frac{1}{4}$ ")	2
L FS	9	83-2624	Connector hose — carburetter, right	1
L T FS	10	14-0302	Nut — air cleaner cover to body bolt ($\frac{5}{16}$ " UN.F.)	2
L T FS	11	60-2438	Spring washer — air cleaner cover to body bolt (.344" × .576" × .048")	2
L FS	12	83-2752	Air cleaner cover — right	1
L T FS	13	83-2799	Circlip — air cleaner cover bolt retainer	2
L T FS	14	60-3072	Element — air cleaner	2
L T FS	15	83-3417	Spring clip — air cleaner	4
L T FS	16	14-1301	Locknut — sidecover to air cleaner ($\frac{1}{4}$ " UN.F.)	4
L FS	17	83-2750	Air cleaner body — right	1
L T FS	18	60-2329	Washer — sidecover to air cleaner bolt (.328" × .620" × .040")	4
L T FS	19	14-0201	Bolt — sidecover to air cleaner ($\frac{5}{16}$ " UN.F. × 1")	4
L FS	20	14-0221	Bolt — air cleaner cover to body ($\frac{5}{16}$ " UN.F. × 2")	2
L FS	21	83-2751	Air cleaner cover — left	1
L FS	22	83-2750	Air cleaner body — left	1
L T FS	23	83-2502	Sidecover — left	1
L T FS	24	68-8367	Grommet — sidecovers	2
L T FS	25	14-0101	Bolt — tool tray to mudguard ($\frac{1}{4}$ " UN.F. × $\frac{1}{2}$ ")	1
L T FS	26	60-2329	Washer — tool tray to mudguard bolt (.270" × .562" × .036")	1
L T FS	27	83-3292	Tool tray	1
L	28	60-3294	Transfer — sidecover	2
T	28	60-2375	Transfer — sidecover	2
FS	28	60-3295	Transfer — sidecover	2
L T FS	29	83-2504	Sidecover — right	1

For colour finish codes refer to page 3.

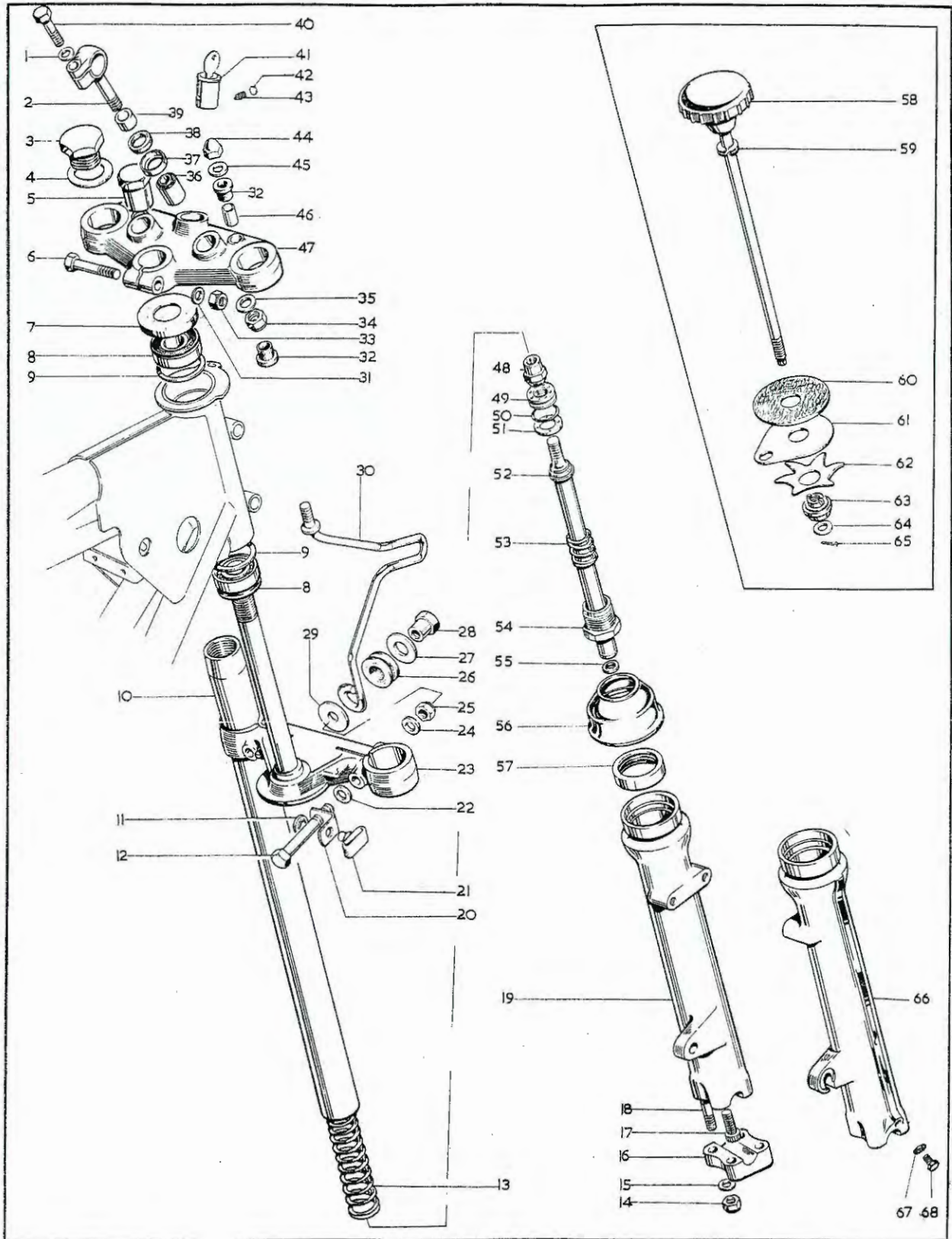
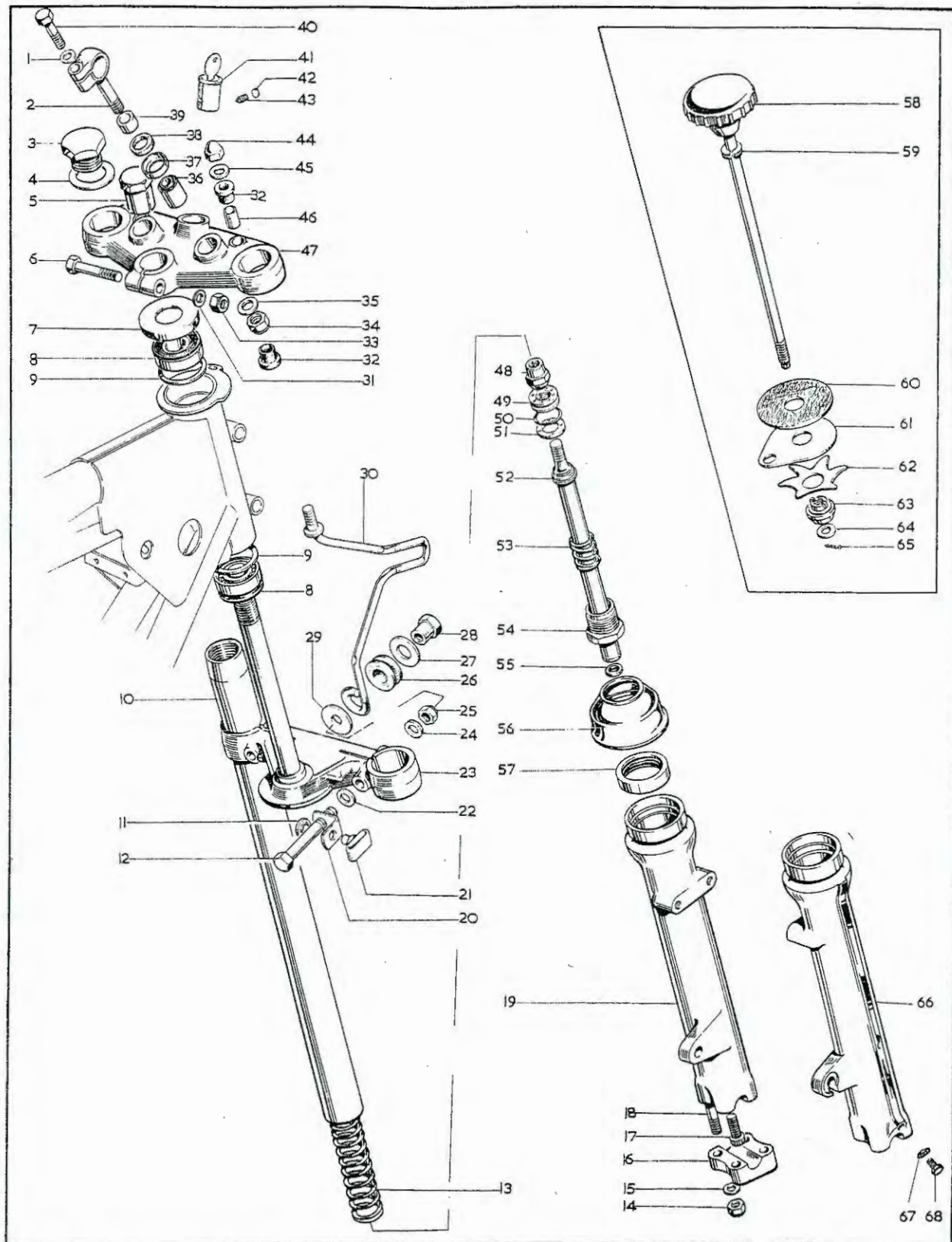


Plate 15

FRONT FORK

Model	Plate Ref.	Part No.	Description	Per Set
L T		97-4080	Front fork complete	1
FS		97-4081	Front fork complete	1
L T FS	1	82-1335	Washer — handlebar clamp	2
L T FS	2	97-2291	Clamp — handlebar fixing	2
L T FS	3	97-4008	Nut — stanchion, top	2
L T FS	4	97-4166	Washer — stanchion, top	2
L T FS	5	97-4029	Nut — steering stem	2
L T FS	5	97-4092	Nut — steering stem (when steering damper is fitted)	2
L T FS	6	14-0234	Pinch bolt — top yoke	1
L T FS	7	97-4028	Dust excluder	1
L T FS	8	97-4031	Taper roller bearing	2
L T FS	9	83-2007	Abutment ring — bearing	2
L T FS	10	97-4007	Stanchion	2
L T FS	11	82-8245	Lockwasher — brake cable retainer	1
L T FS	12	14-0237	Pinch bolt — bottom yoke	2
L T FS	13	97-4087	Fork spring	2
L T FS	14	14-0302	Nut — fork end cap ($\frac{5}{16}$ " UN.F.)	8
L T FS	15	60-2428	Washer — fork end cap ($.333" \times .625" \times .072"$)	8
L T FS	16	97-3947	Cap — fork end	2
L T FS	17	14-1019	Screw — damper tube retaining	2
L T FS	18	21-2102	Stud — fork end	8
L T FS	19	97-4033	Outer member complete — left	1
L T FS	20	97-3682	Bracket — brake cable retainer	1
L T FS	21	97-2270	Retainer — brake	1
L T FS	22	02-2138	Washer — bottom yoke pinch bolt ($.380" \times .750" \times .064"$)	2
L T FS	23	97-4082	Bottom yoke	1
L T FS	24	02-2138	Washer — bottom yoke pinch bolt ($.380" \times .750" \times .064"$)	2
L T FS	25	14-1303	Locknut — bottom yoke pinch bolt ($\frac{3}{8}$ " UN.F.)	2
L T FS	26	60-2630	Grommet — headlamp bracket mounting, lower	2
L T FS	27	60-2333	Washer — headlamp bracket mounting, lower ($.515" \times .995" \times .056"$)	1
L T FS	28	21-2062	Sleeve nut — headlamp bracket mounting, lower	1
L T FS	29	82-9046	Washer — headlamp bracket fixing, lower	2
FS	30	97-4090	Bracket — headlamp mounting, right	1
FS	30	97-4088	Bracket — headlamp mounting, left	1
L T	30	97-4060	Bracket — headlamp mounting, right	1
L T	30	97-4058	Bracket — headlamp mounting, left	1
L T FS	31	02-2138	Washer — top yoke pinch bolt ($.380" \times .750" \times .064"$)	1
L T FS	32	83-2209	Rubber bush — headlamp mounting bracket, upper	2
L T FS	33	14-1303	Locknut — top yoke pinch bolt ($\frac{3}{8}$ " UN.F.)	1
L T FS	34	14-1303	Locknut — handlebar clamp mounting ($\frac{3}{8}$ " UN.F.)	2
L T FS	35	97-1529	Washer — handlebar clamp mounting	2
L T FS	36	97-1527	Bush — handlebar clamp mounting	2
L T FS	37	97-2221	Cup — handlebar clamp mounting	2



FRONT FORK

Model	Plate Ref.	Part No.	Description	Per Set
L T FS	38	97-1580	Rubber washer — handlebar clamp mounting	2
L T FS	39	97-1581	Distance piece — handlebar clamp mounting	2
L T FS	40	21-0589	Bolt — handlebar clamp	2
L T FS	41	68-5050	Steering lock and key	1
L T FS	41	60-3495*	Steering lock and key	1
L T FS		60-3496*	Steering lock housing	1
L T FS		60-3498*	Woodruff key — steering lock (not illustrated)	1
L T FS		60-3497*	Conical spring	1
L T FS	42	97-2266	Sealing washer — steering lock grub-screw	1
L T FS	43	21-0578	Grub-screw — steering lock	1
L T FS	44	21-1809	Nut — headlamp mounting bracket, top	2
L T FS	45	60-2338	Washer — headlamp mounting bracket, top (.270" × .625" × .056")	2
L T FS	46	83-2211	Spacer — headlamp mounting bracket, top	2
L T FS	47	97-4084	Top yoke complete	1
L T FS	47	97-4207*	Top yoke complete	1
L T FS	48	97-4012	Nut — damper valve	2
L T FS	49	97-4020	Valve — damper	2
L T FS	50	97-4003	"O" ring — damper valve	2
L T FS	51	97-4010	Washer — damper	2
L T FS	52	97-3996	Damper tube complete	2
L T FS	53	97-4009	Recoil spring	2
L T FS	54	97-4076	Stanchion end plug	2
L T FS	55	97-4004	Sealing washer — damper tube, lower	2
L T FS	56	97-4002	Scraper sleeve — outer member	2
L T FS	57	97-4001	Oil seal — outer member	2
L T FS	58	97-3875	Steering damper rod complete	1
L T FS	59	60-2438	Spring washer — damper rod (.344" × .576" × .048")	1
L T FS	60	97-0435	Friction washer — steering damper	1
L T FS	61	97-1797	Anchor plate — steering damper	1
L T FS	62	97-0095	Spring plate — steering damper	1
L T FS	63	97-4102	Nut — steering damper rod	1
L T FS	64	60-2329	Washer — steering damper (.265" × .557" × .036")	1
L T FS	65	97-2720	Split pin ($\frac{3}{32}$ " × $\frac{1}{2}$ ")	1
L T FS	66	97-4085	Outer member — right	1
L T FS	67	97-3893	Washer — drain plug	2
L T FS	68	97-3894	Drain plug — outer member	2

*Germany and Finland only.

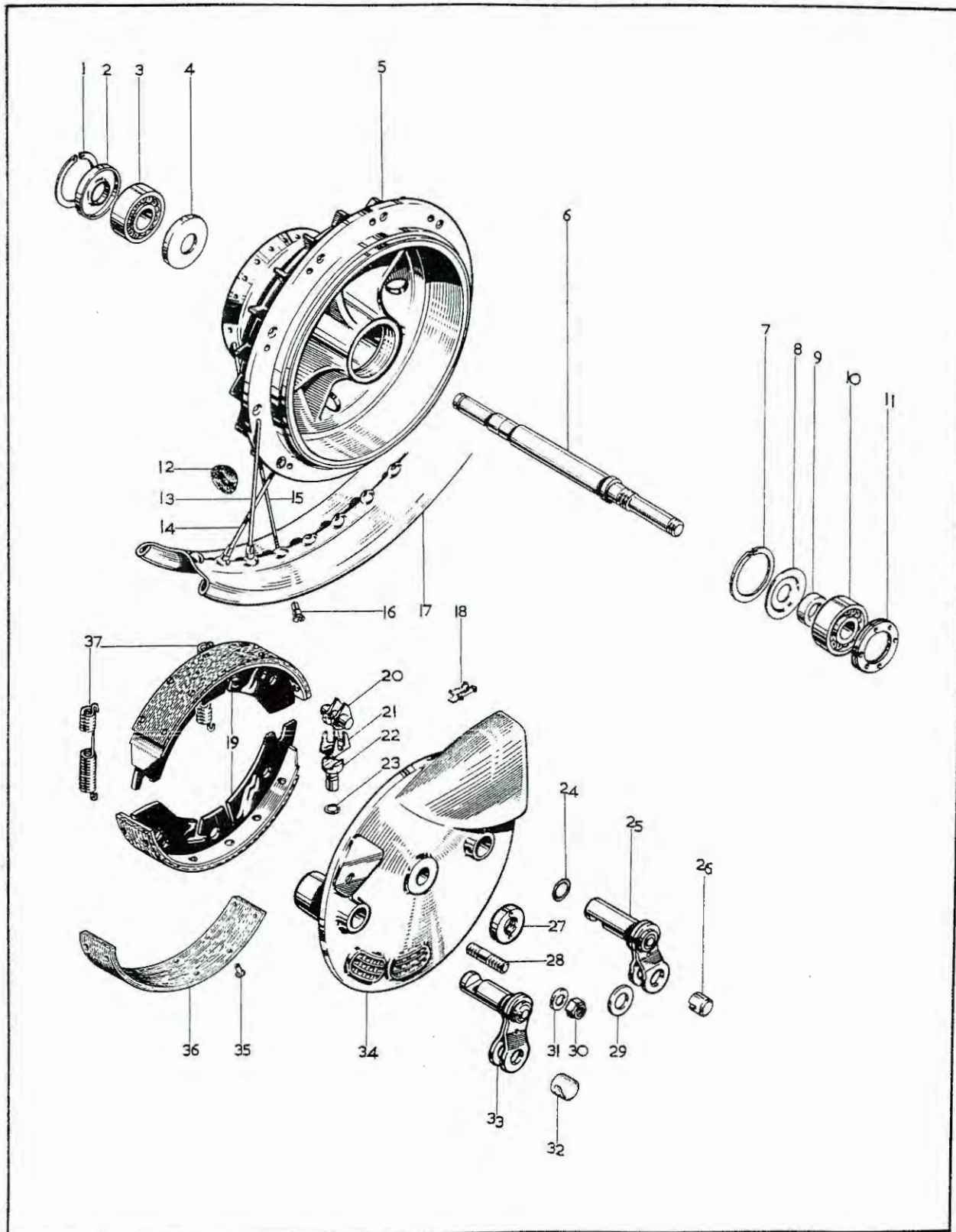


Plate 16

FRONT WHEEL

Model	Plate Ref.	Part No.	Description	Per Set
L T FS	1	57-0280	Circlip — grease retainer, left	1
L T FS	2	37-1237	Grease retainer — outer, left	1
L T FS	3	37-0653	Bearing (Hoffmann 120)	1
L T FS	4	37-1481	Grease retainer — inner, left	1
L T FS	5	37-3848	Hub complete with spindle and bearings	1
L T FS	6	37-3796	Spindle	1
L T FS	7	60-2632	Circlip — grease retainer, right	1
L T FS	8	37-3797	Grease retainer — right	1
L T FS	9	37-3932	Distance piece — inner side of right bearing	1
L T FS	10	37-0653	Bearing (Hoffmann 120)	1
L T FS	11	37-3759	Locking ring	1
L T FS	12	60-2594	Grommet — brake drum	1
L T FS	13	37-3819	Spoke — right, outer	10
L T FS	14	37-3820	Spoke — right, inner	10
L T FS	15	37-3821	Spoke — left	20
L T FS	16	27-6810	Spoke nipple	40
L T FS	17	37-3818	Wheel rim (WM2 × 19)	1
L T FS	18	19-7743	Abutment — Micram adjuster (Lockheed 25241)	1
L T FS	19	19-7744	Brake shoe complete (Lockheed 4523-166)	2
L T FS	20	19-7742	Micram adjuster (Lockheed 3135-514)	2
L T FS	21	19-7741	Cage — brake adjuster (Lockheed 25253)	2
L T FS	22	37-3762	Tappet — brake cam	2
L T FS	23	37-3761	“O” ring — brake tappet	2
L T FS	24	60-2639	“O” ring — brake cam	2
L T FS	25	37-3913	Brake lever — front	1
L T FS	26	37-3868	Bush — front brake cable nipple	1
L T FS	27	37-3758	Locking nut — wheel spindle	1
L T FS	28	14-1635	Stud — anchor plate to fork ($\frac{3}{8}$ " UN.C./UN.F. × $1\frac{1}{4}$ ")	1
L T FS	29	67-0645	Washer — cable bush and abutment	2
L T FS	30	14-1803	Locknut — anchor plate stud ($\frac{3}{8}$ " UN.F.)	1
L T FS	31	37-2338	Washer — anchor plate stud	1
L T FS	32	37-3867	Abutment bush — front brake cable	1
L T FS	33	37-3914	Brake lever — rear	1
L T FS	34	37-3655	Brake anchor plate	1
L T FS	35	19-7467	Rivet — brake shoe	20
L T FS	36	19-7466	Lining — brake shoe	2
L T FS	37	19-7745	Spring — brake shoe	2

For colour finish codes see page 3.

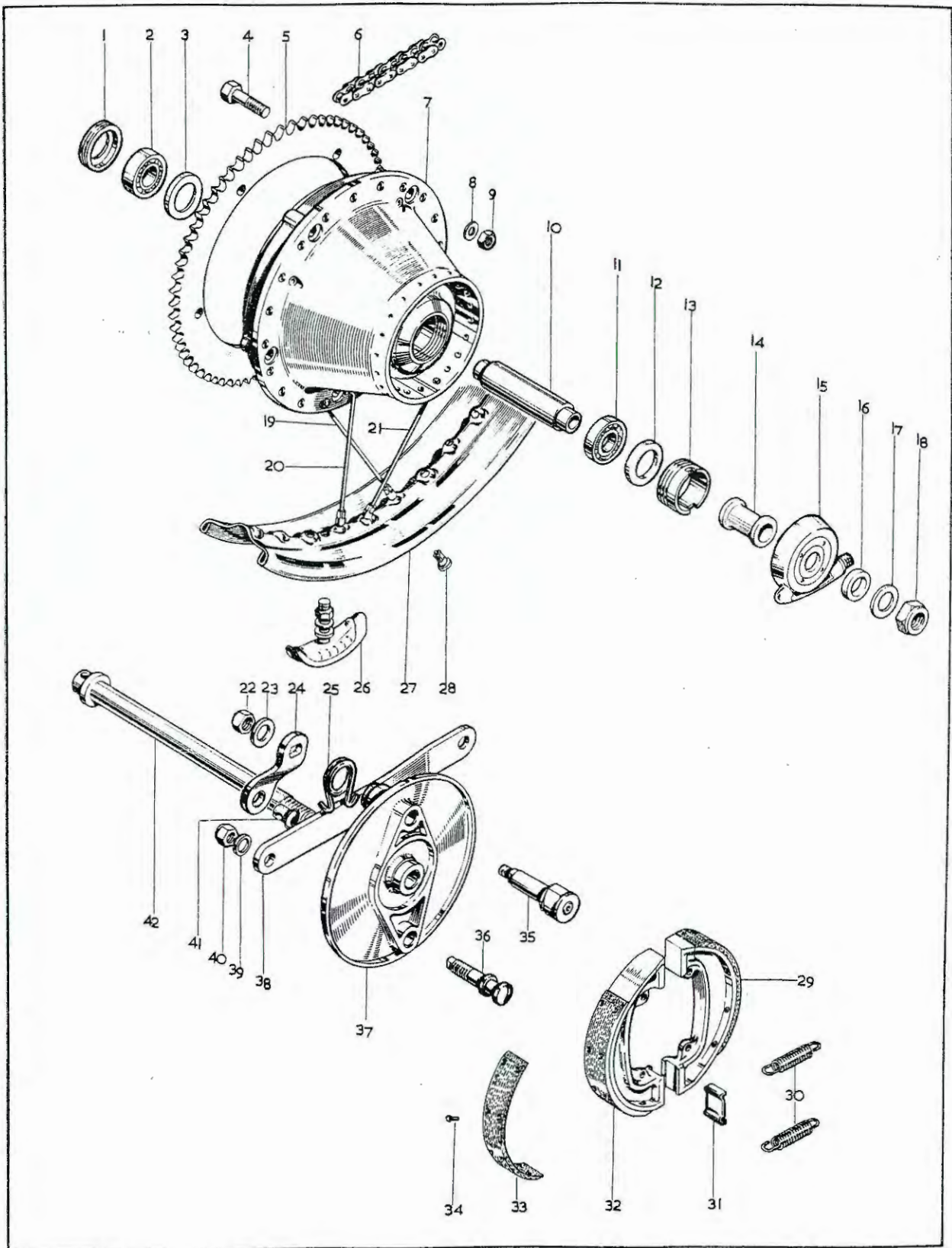
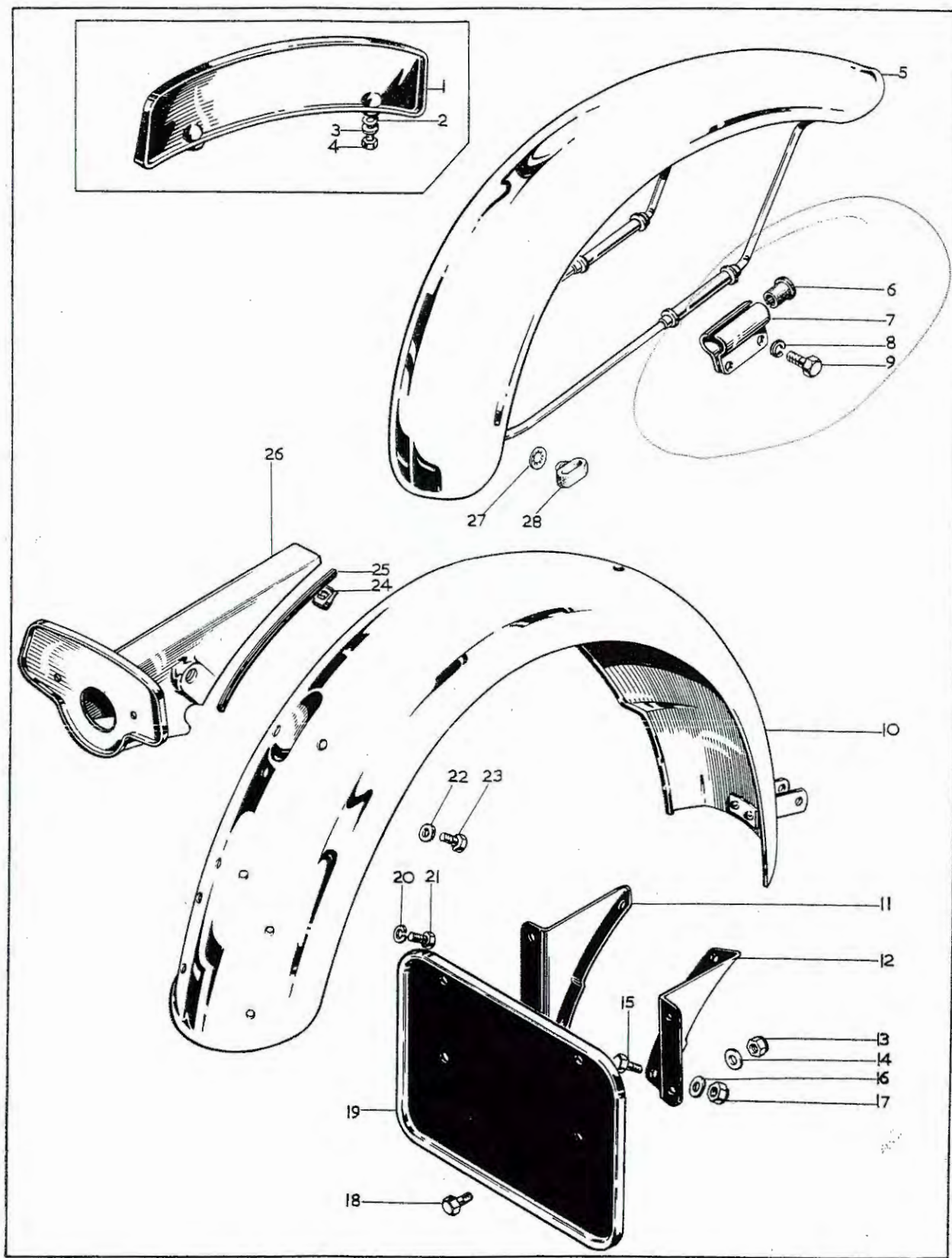


Plate 17

REAR WHEEL

Model	Plate Ref.	Part No.	Description	Per Set
L T FS	1	37-3752	Locking ring — left	1
L T FS	2	37-0653	Bearing — left (Hoffmann 120)	1
L T FS	3	37-3749	Support ring — left	1
L T FS	4	14-0207	Bolt — sprocket to hub ($\frac{1}{4}$ " UN.F. \times 2")	5
L T FS	5	37-3747	Sprocket — rear wheel (47 teeth)	1
L T FS	6	19-3297	Chain — rear ($\frac{5}{8}$ " \times $\frac{3}{8}$ " \times 110 pitches)	1
L T FS	7	37-3985	Hub — with spindle and bearings	1
L T FS	8	60-2320	Washer — sprocket to hub (\cdot 270" \times \cdot 562" \times \cdot 056")	5
L T FS	9	14-1301	Locknut — sprocket to hub ($\frac{1}{4}$ " UN.F.)	5
L T FS	10	37-3753	Spacer — bearings	1
L T FS	11	37-0653	Bearing — left (Hoffmann 120)	1
L T FS	12	37-1654	Grease retainer — right	1
L T FS	13	37-3751	Ring — speedometer drive	1
L T FS	14	37-3750	Distance piece — speedometer drive, inner	1
L T FS	15	19-9225	Speedometer drive gearbox (1:25/1)	1
L T FS	16	37-3746	Distance piece — speedometer drive, outer	1
L T FS	17	83-2266	Washer — rear wheel spindle	1
L T FS	18	14-1307	Locknut — rear wheel spindle ($\frac{3}{8}$ " UN.F.)	1
L T FS	19	37-3725	Spoke — left, outer	10
L T FS	20	37-3724	Spoke — left, inner	10
L T FS	21	37-3726	Spoke — right	20
L T FS	22	14-1303	Locknut — brake lever ($\frac{3}{8}$ " UN.F.)	1
L T FS	23	60-2331	Washer — brake lever (\cdot 390" \times \cdot 745" \times \cdot 048")	1
L T FS	24	37-3877	Brake lever	1
L T FS	25	37-3880	Spring — brake lever return	1
L T FS	26	37-3468	Security bolt	2
L T FS	27	37-3784	Rim (WM3 \times 18)	1
L T FS	28	27-6810	Spoke nipple	40
L T FS	29	37-3926	Brake shoe complete — trailing	1
L T FS	30	65-5904	Spring — brake shoe	2
L T FS	31	41-6078	Pivot pad — brake shoe	2
L T FS	32	37-3925	Brake shoe complete — leading	1
L T FS	33	19-7740	Lining — brake shoe	2
L T FS	34	42-5840	Rivet — brake shoe	16
L T FS	35	37-3872	Cam — brake shoe	1
L T FS	36	37-3962	Pivot — brake shoe	1
L T FS		37-3963*	Tab washer — brake shoe pivot	1
L T FS	37	37-3856	Anchor plate	1
L T FS	38	83-2656	Torque arm	1
L T FS	39	60-2333	Washer — torque arm to brake pivot (\cdot 520" \times 1" \times \cdot 092")	1
L T FS	40	14-1305	Locknut — torque arm to brake pivot ($\frac{1}{8}$ " UN.F.)	1
L T FS	41	37-1467	Pivot pin — brake rod	1
L T FS	42	37-3744	Wheel spindle	1

*Not illustrated.



MUDGUARDS

<i>Model</i>	<i>Plate Ref.</i>	<i>Part No.</i>	<i>Description</i>	<i>Per Set</i>
L T	1	83-2834*	Front number plate	1
L T	2	60-3398*	Neoprene washer — front number plate fixing	2
L T	3	90-6219*	Washer — front number plate fixing	2
L T	4	40-3044*	Screw — front number plate fixing	2
L T FS	5	97-4065	Front mudguard	1
L T	5	97-4097*	Front mudguard	1
L T FS	6	97-4021	Rubber bush — mudguard mounting	4
L T FS	7	97-4022	Bracket — stay to tank mounting	4
L T FS	8	60-2427	Spring washer — mounting bracket to fork leg (.281" × .465" × .064")	4
L T FS	9	14-0103	Bolt — mounting bracket to fork leg ($\frac{1}{4}$ " UN.F. × $\frac{3}{4}$ ")	4
L T FS	10	83-3565	Rear mudguard	1
L T FS	11	83-2727	Bracket — number plate mounting, left	1
L T FS	12	83-2728	Bracket — number plate mounting, right	1
L T	13	14-1301*	Locknut — number plate to bracket ($\frac{1}{4}$ " UN.F.)	4
L T	14	60-2329*	Washer — number plate to bracket (.265" × .557" × .036")	4
L T FS	15	14-0102	Bolt — number plate bracket to guard, lower ($\frac{1}{4}$ " UN.F. × $\frac{5}{8}$ ")	2
L T FS	16	60-2329	Washer — number plate bracket to guard, lower (.265" × .557" × .036")	2
L T FS	17	14-1301	Locknut — number plate bracket to guard, lower ($\frac{1}{4}$ " UN.F.)	2
L T	18	14-0101*	Bolt — number plate to bracket ($\frac{1}{4}$ " UN.F. × $\frac{1}{2}$ ")	4
L T	19	83-2726*	Rear number plate	1
L T FS	20	60-2427	Spring washer — rear light bracket fixing (.281" × .465" × .064")	2
L T FS	21	14-0101	Bolt — rear light bracket fixing ($\frac{1}{4}$ " UN.F. × $\frac{1}{2}$ ")	2
L T FS	22	60-2320	Washer — rear light mounting bracket (.270" × .562" × .056")	1
L T FS	23	14-6101	Bolt — rear light mounting bracket ($\frac{1}{4}$ " UN.C. × $\frac{1}{2}$ ")	1
L T FS	24	60-3313	Spire nut — rear light mounting bracket	1
L T FS	25	83-3213	Rubber beading strip — mounting bracket	2
L T FS	26	83-2786	Rear light mounting bracket	1
L T FS	27	82-8245	Star lockwasher — cable guide fixing	1
L T FS	28	97-2270	Retainer — brake cable	1
L T FS		83-3612	Clip — breather pipe to mudguard	1

*Home and general export.

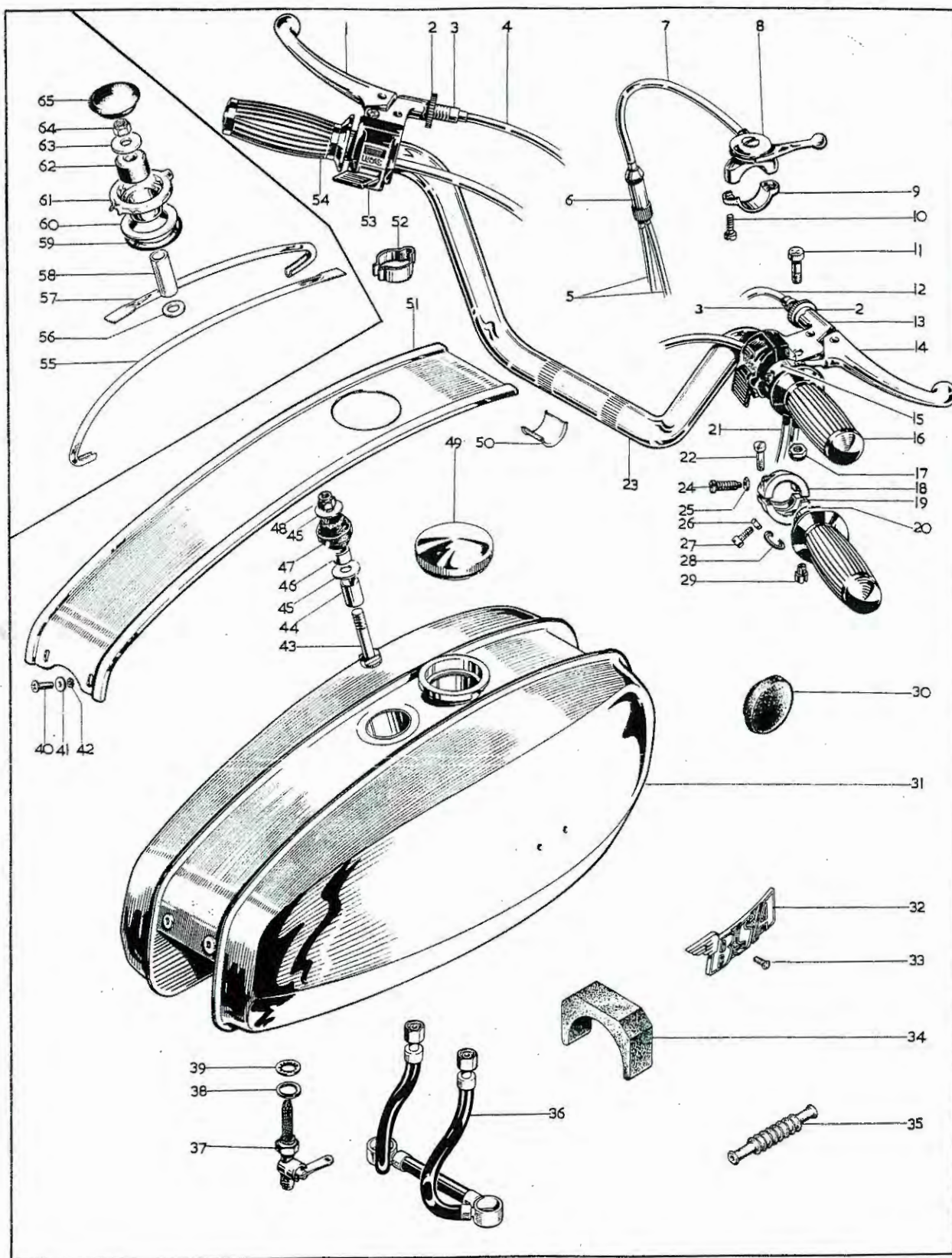


Plate 19

HANDLEBAR — CONTROLS — PETROL TANK

Model	Plate Ref.	Part No.	Description	Per Set
L FS	1	60-2627	Lever — clutch control	1
T	1	60-3144	Lever — clutch control	1
L T FS	2	60-2072	Adjuster nut — clutch cable	2
L T FS	3	60-2071	Adjuster — clutch cable	2
L T FS	4	60-3077	Clutch cable	1
L FS	5	60-0826	Air control cable — junction box to carburetter	1
L FS	6	60-0685	Junction box	1
L FS	7	60-0823	Cable — air control	1
T	7	60-0815	Cable — air control	1
L T FS	8	60-3246	Lever — air control complete	1
L T FS	9		Clamp — air control lever (Amal 12/595)	1
L T FS	10		Screw — air control lever (11/014)	2
L T FS	11	21-2048	Screw — lever pivot	2
L T FS	12	60-3075	Cable — front brake	1
L T FS	13	19-1332*	Switch assembly — right (Lucas 39596)	1
L FS	14	60-2628	Lever — front brake	1
T	14	60-3143	Lever — front brake	1
L FS	15	19-9220	Throttle control complete	1
T	15	19-9223	Throttle control complete	1
L T FS	16	19-7222	Rubber grip — throttle control	1
L T FS	17	14-1201	Locknut — lever pivot ($\frac{1}{4}$ " UN.F.)	2
L FS	18		Throttle control body — top half (Amal 313/020)	1
T	18		Throttle control body — top half (Amal 16/328)	1
L FS	19		Throttle control body — bottom half (Amal 313/021)	1
T	19		Throttle control body — bottom half (Amal 16/329)	1
L FS	20		Rotor — throttle control	1
T	20		Rotor — throttle control	1
L FS	21	60-0813	Cable — throttle control	2
T	21	60-0804	Cable — throttle control	1
L FS	22		Screw — throttle control (Amal 18/084)	2
T	22		Screw — throttle control (Amal 11/013)	2
L T FS	23	68-4980	Handlebar	1
L FS	24		Screw — rotor stop (Amal 210/008)	1
L FS	25		Nut — rotor stop screw (Amal 5/077)	1
L T FS	26		Nut — friction spring screw (Amal 16/010)	1
L T FS	27		Screw — friction spring (Amal 16/009)	1
L T FS	28		Friction spring (Amal 16/008)	1
L T FS	29	68-3263	Cable stop	2
L T FS	30	42-8052	Rubber buffer — petrol tank mounting	2
L T FS	31	83-2262	Petrol tank	1
L T	31	83-2881†	Petrol tank	1
L T FS	32	60-2568	Badge — petrol tank	2

Note:—Where a part number is not quoted, that part is available from manufacturers only.

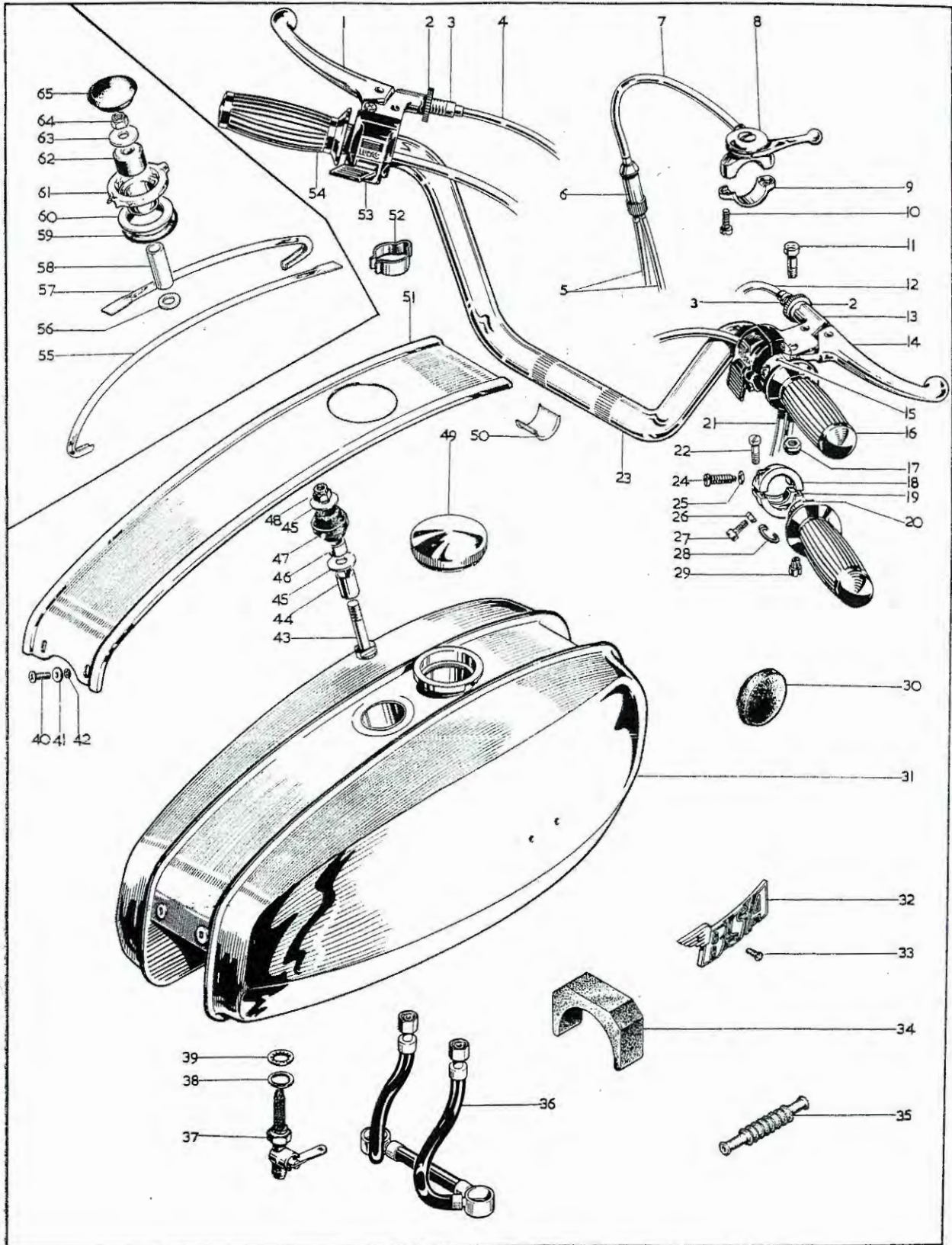


Plate 19—continued

HANDLEBAR — CONTROLS — PETROL TANK

Model	Plate Ref.	Part No.	Description	Per Set
L T	32	60-3269†	Transfer — petrol tank	2
L T FS	33	21-2064	Screw — badge to tank	4
L T FS	34	83-3021	Mounting rubber — petrol tank	2
L T FS	35	60-3148	Gaiter — front brake cable	1
L FS	36	83-3504	Petrol pipe	1
T	36	83-3507	Petrol pipe	1
L	36	83-3645†	Petrol pipe	1
T	36	83-3646†	Petrol pipe	1
L T FS	37	83-2800	Petrol tap	1
L T FS	37	83-2801	Petrol tap (reserve)	1
L T FS	38	83-0002	Washer — petrol tap	2
L T FS	39	70-7351	Sealing washer — petrol tap	2
L T FS	40	54-9012	Screw — styling strip	2
L T FS	41	76-0293	Washer — styling strip	2
L T FS	42	54-0042	Fibre washer — styling strip	2
L T FS	43	83-2776	Bolt — petrol tank fixing, centre	1
L T FS	44	76-4120	Distance tube — petrol tank fixing, centre	1
L T FS	45	03-0101	Washer — petrol tank fixing, centre	2
L T FS	46	82-3017	Spacer tube — petrol tank fixing, centre	1
L T FS	47	40-8085	Mounting rubber — petrol tank, centre	1
L T FS	48	14-1302	Locknut — petrol tank fixing, centre ($\frac{5}{16}$ " UN.F.)	1
L T FS	49	83-3220	Filler cap	1
L T FS	50	75-4909	Handlebar sleeve	4
L T FS	51	83-3057	Styling strip	1
L T FS	52	97-4112	Clip — handlebar cable	4
L T FS	53	19-1333*	Switch assembly — left (Lucas 39595)	1
L T FS	54	68-8717	Rubber grip — left handlebar	1
L T	55	83-3182†	Styling strip — rear	1
L T	56	60-2330†	Washer — petrol tank fixing, centre ($\cdot 328" \times \cdot 620" \times \cdot 040"$)	1
L T	57	83-3181†	Styling strip — front	1
L T	58	90-9268†	Distance tube — petrol tank fixing, centre	1
L T	59	68-8013†	Rubber ring — petrol tank fixing, centre	1
L T	60	68-8019†	Mounting ring — petrol tank fixing, centre	1
L T	61	82-9782†	Styling strip holder — petrol tank	1
L T	62	42-8017†	Mounting rubber — petrol tank fixing, centre	1
L T	63	68-8016†	Mounting washer — petrol tank fixing, centre	1
L T	64	21-1999†	Locknut — petrol tank fixing, centre	1
L T	65	83-3068†	Grommet — petrol tank fixing, centre	1

*For switch assembly details see plate number 20.

†Home and general export.

For colour code finish refer to page 3.

Note:—Where a part number is not quoted, that part is available from manufacturers only.

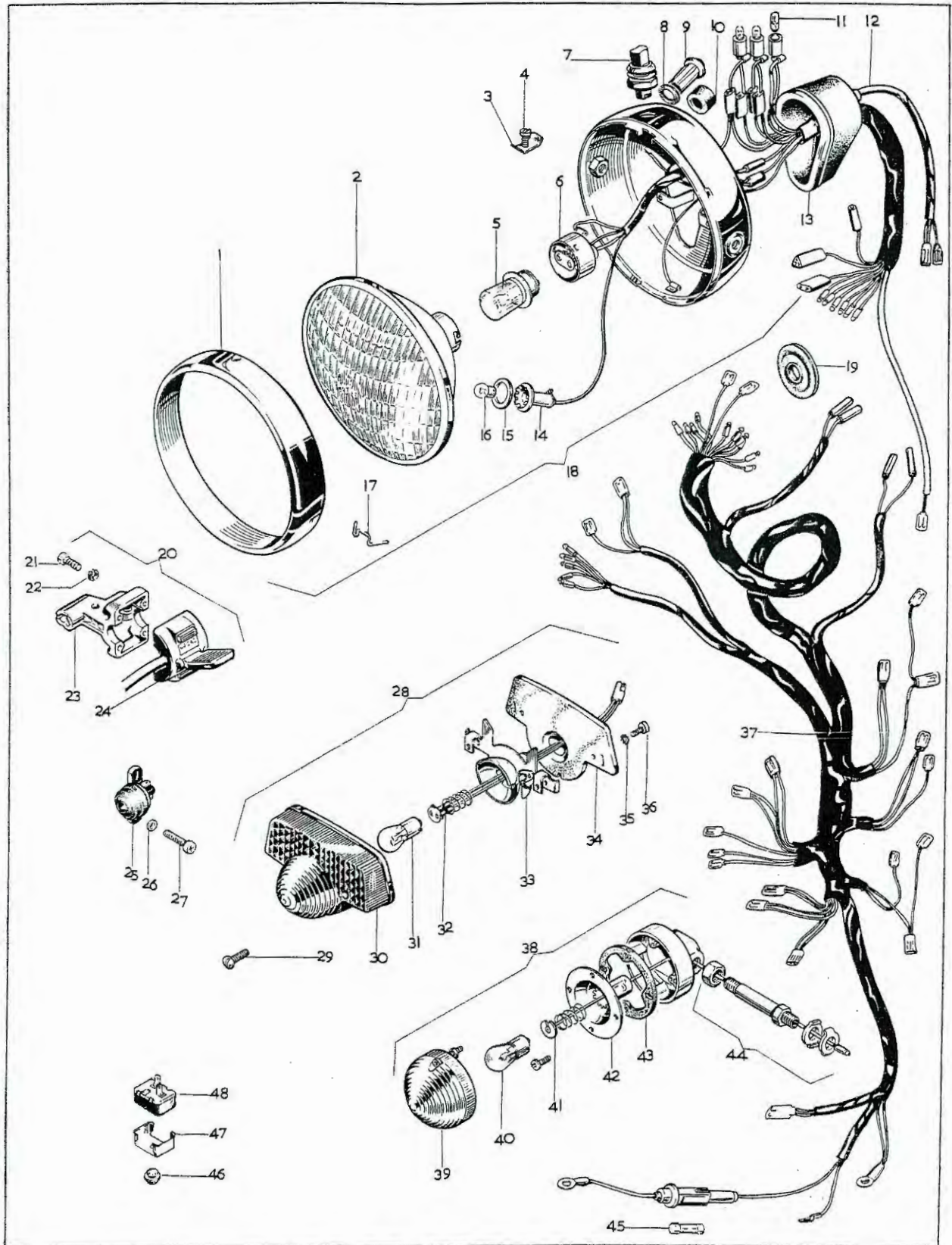
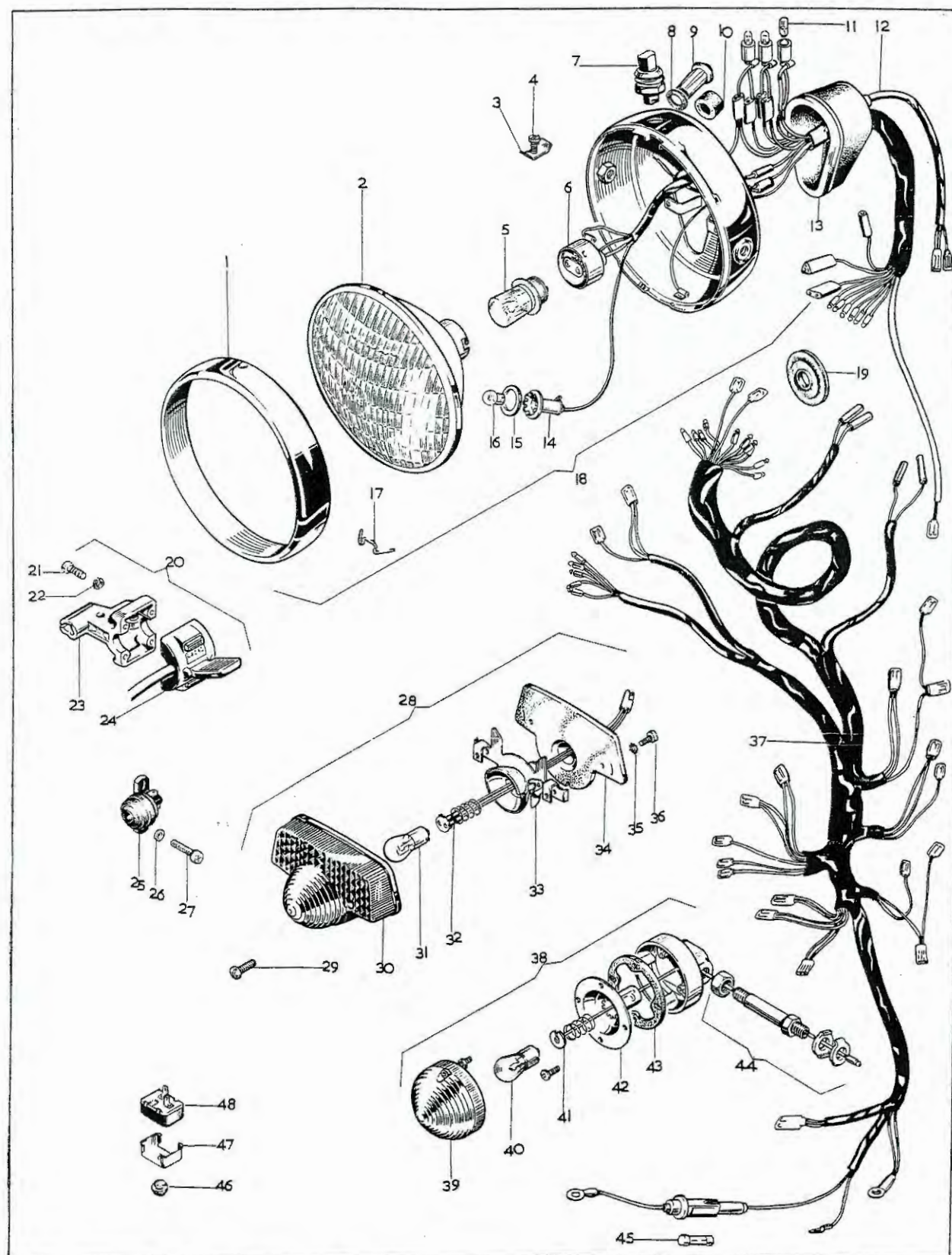


Plate 20

ELECTRICAL EQUIPMENT (PART 1)

Model	Plate Ref.	Part No.	Description	Per Set
		B.S.A. NO. MAKERS NO.		
L T	1	553248	Headlamp rim	1
FS	1	553348	Headlamp rim	1
L T	2	19-0960 516801	Light unit	1
FS	2	19-1088 54525212	Light unit	1
L T FS	3	534296	Plate — rim fixing	1
L T FS	4	144921	Screw — rim fixing plate	1
L T FS	5		Bulb — main (370)	1
L T	5	19-1064	Bulb — main, for France (371)	1
L T FS	6	554602	Bulb holder — main	1
L T FS	7	19-1095 31276	Light switch	1
L T	8	54140331	Sealing washer — warning lights	3
FS	8	54140331	Sealing washer — warning lights	1
L T FS	9	54363454	Direction indicator warning light body — amber	1
L T FS	9	54363454	Ignition warning light body — red	1
L T FS	9	54363455	Main beam warning light body — green	1
FS	10	54525212	Rubber cup — warning lights	2
L T FS	11		Bulb — warning lights (281)	3
L T FS	12	54959535	Headlamp harness	1
L T	13	19-1349 54524048	Rubber cover — headlamp extension leads	1
L T FS	14	54573590	Pilot bulb holder	1
L T FS	15	554354	Rubber ring — pilot bulb holder	1
L T FS	16		Bulb — pilot (989)	1
L T FS	17	504665	Wire clip — light unit fixing	6
L T	18	19-1352 60260	Headlamp	1
FS	18	19-1351 60262	Headlamp	1
L T FS	19	862217	Grommet — harness	1
L T FS	20	19-1333 39595	Switch assembly — left	1
L T FS	20	19-1332 39596	Switch assembly — right	1
L T FS	21	54115246	Screw — handlebar switch	8
L T FS	22	185022	Washer — handlebar switch	8



ELECTRICAL EQUIPMENT (PART 1)

<i>Model</i>	<i>Plate Ref.</i>	<i>Part No.</i>		<i>Description</i>				<i>Per Se</i>
		B.S.A. NO.	MAKERS NO.					
L T FS	23	19-1335	54340881	Lever half — switch assembly, left and right	2
L T FS	24	19-1337	54033667	Switch half — switch assembly, right	1
L T FS	24	19-1334	54033666	Switch half — switch assembly, left	1
L T FS	25	19-0916	34815	Stop switch — rear	1
L T FS	26	26-9461		Washer — rear stop switch screw	4
L T FS	27	42-4574		Screw — rear stop switch	2
L T FS	28	19-1245	53973	Rear lamp complete	1
L T FS	29		144921	Screw — lens fixing	2
L T FS	30		54577109	Lens — rear lamp	1
L T FS	31			Bulb — rear lamp (380)	1
L T FS	32		573828	Interior bulb holder — rear lamp	1
L T FS	33		54525286	Base plate — rear lamp	1
L T FS	34		54571677	Gasket — lamp mounting	1
L T FS	35		188330	Shakeproof washer — lamp fixing	2
L T FS	36		110714	Screw — lamp fixing	2
L T FS	37	19-1350	54959629	Main harness	1
L T FS	38	19-1067	56147	Flasher lamp complete	4
L T FS	39	19-1068	54581638	Lens assembly — flasher lamp	4
L T FS	40			Bulb — flasher lamp (382)	4
L T FS	41		573832	Interior assembly — flasher lamp	4
L T FS	42		554548	Bulb holder shell	4
L T FS	43		54580300	Gasket — flasher lamp, rear	4
L T FS	44	19-1071	54582415	Stem — flasher lamp, front	2
L T FS	44	19-1072	54582414	Stem — flasher lamp, rear	2
L T FS	45	19-1249		Fuse — main harness (35 amp.)	1
L T FS	46	83-2569		Grommet — flasher unit mounting	1
L T FS	47	19-1343	54384768	Clip — flasher unit mounting	1
L T FS	48	19-1079	35048	Flasher unit	1

Note:—Where a part number is not quoted, that part is available from manufacturers only.

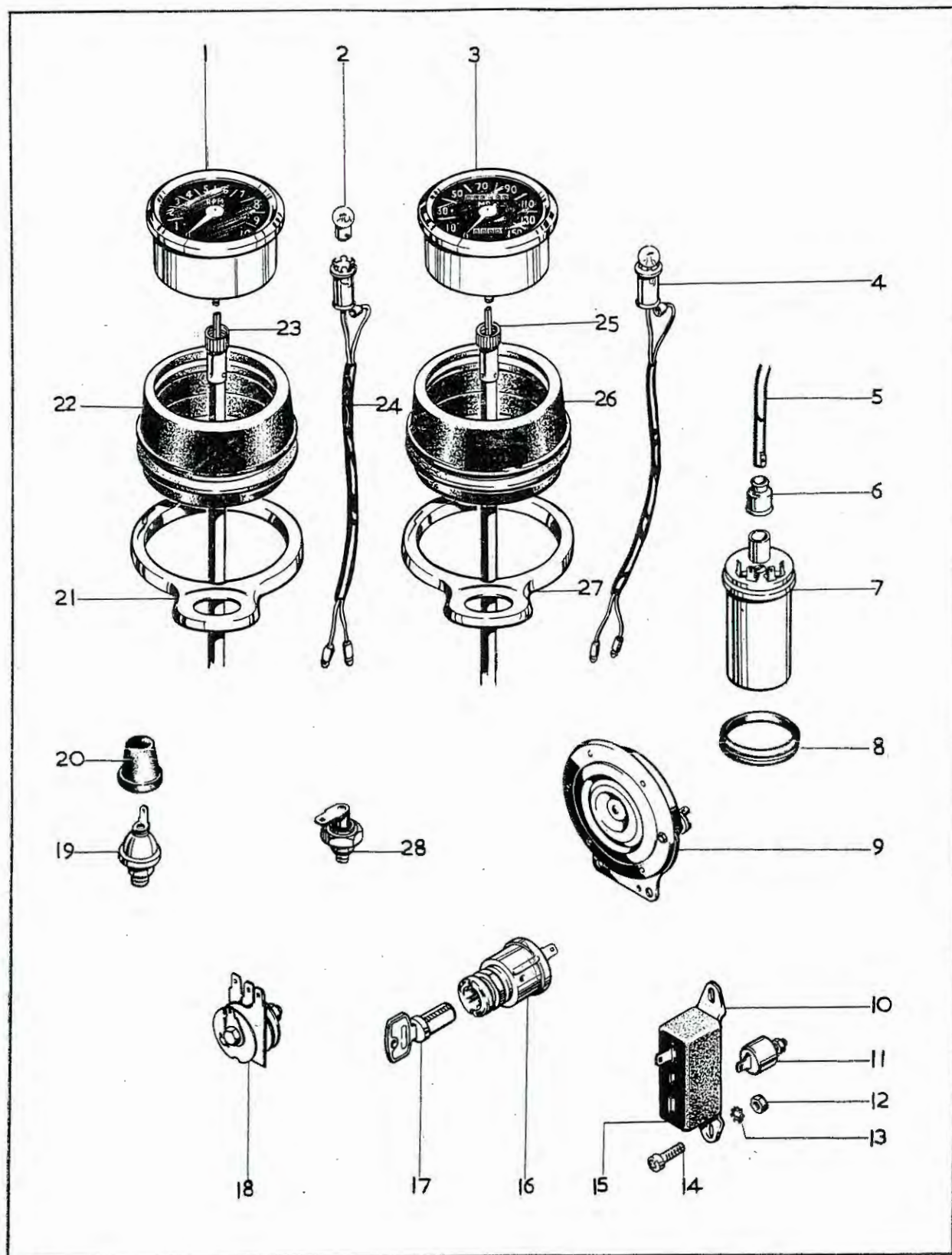


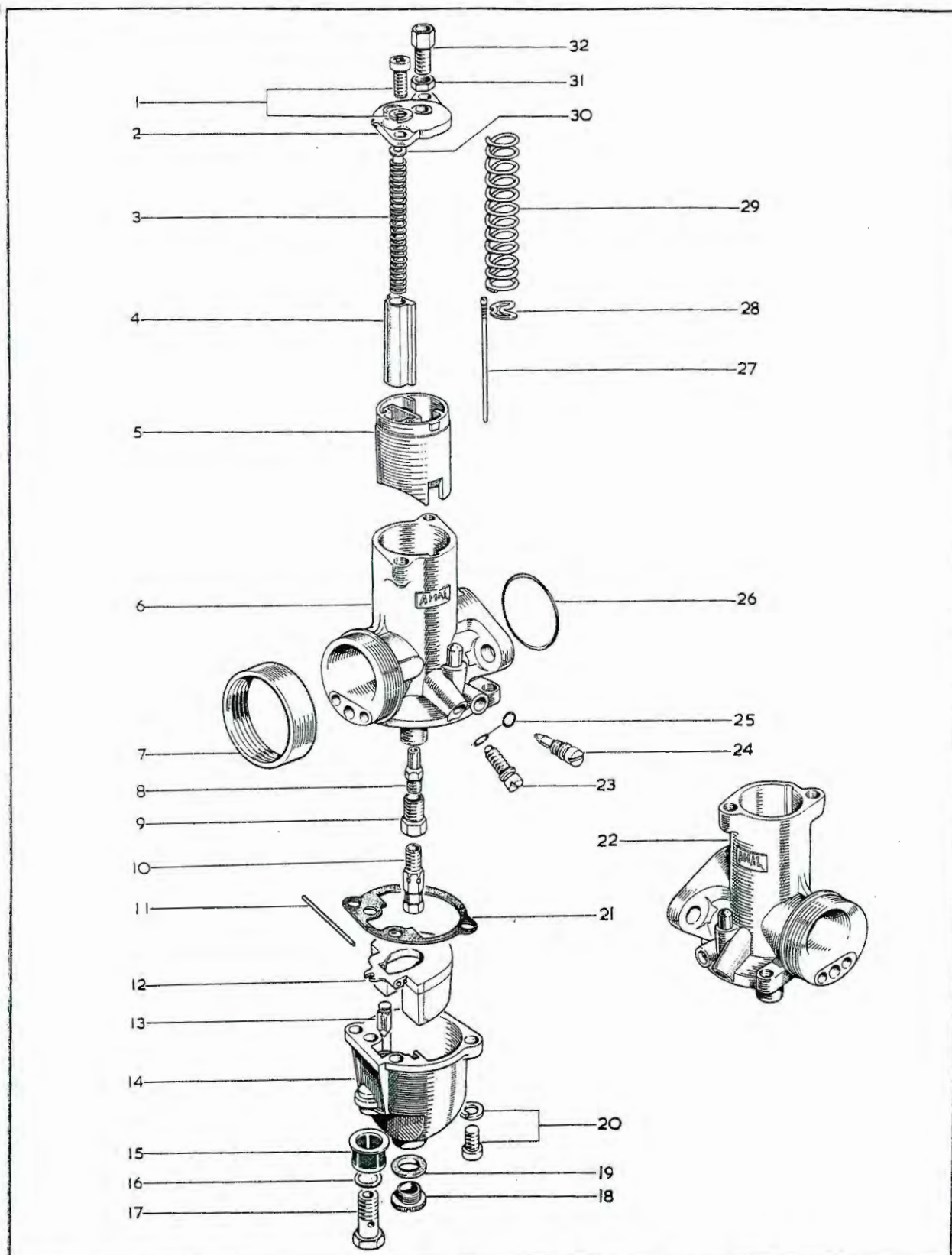
Plate 21

ELECTRICAL EQUIPMENT (PART 2)

Model	Plate Ref.	Part No.	Description		Per Set
		B.S.A. NO.	MAKERS NO.		
L FS	1	19-8950	RSM.3003/14	Tachometer	1
L T FS	2			Bulb — speedometer and tachometer (989)	2
L T FS	3	19-8948	SSM.5007/00	Speedometer — m.p.h.	1
L T FS	3	19-8949	SSM.5007/01	Speedometer — k.p.h. (optional)	1
L T FS	4	19-1348	54959626	Light lead — speedometer	1
L T FS	5		54956436	High-tension lead	2
L T	5		54956478	*High-tension lead	2
L T FS	6		54949011	Grommet — high-tension lead	2
L T FS	7	19-1881	45223	Coil — ignition	2
L T FS	8	82-9561		Grommet — ignition coil mounting	2
L T FS	9	19-2084	70216	Horn	1
L T FS	10	19-1861	54418526	Base plate — condenser set	1
L T FS	11	19-1847	54420128	Condenser	2
L T FS	12	02-0047		Nut — condenser set fixing ($\frac{3}{16}$ " B.S.C.)	1
L T FS	13	29-3319		Lockwasher — condenser set fixing ($\cdot 200" \times \cdot 400" \times \cdot 021"$)	1
L T FS	14	40-0236		Screw — condenser set fixing (2 B.A. $\times \frac{5}{8}$ "	1
L T FS	15	19-1848	54418528	Cover — condenser set	1
L T FS	16	19-1904	39565	Switch — ignition	1
L T FS	17	82-6981	1-6280	Lock and key — ignition	1
L T FS	18	19-1715	549072	Rectifier	1
L T FS	19	19-6508	5300/1/07	Switch — oil pressure	1
L T FS	20	60-2045		Cover — oil pressure switch	1
L FS	21	97-4026		Bracket — tachometer mounting	1
L FS	22	60-2600		Rubber cup — tachometer mounting	1
L FS	23	19-9099		Cable — tachometer drive	1
L FS	24	19-1348	54959626	Light lead — tachometer	1
L T FS	25	19-9098		Cable — speedometer drive	1
L T FS	26	60-2600		Rubber cup — speedometer mounting	1
L T FS	27	97-4026		Bracket — speedometer mounting	1
L T FS	28	19-1735	49345	Zener diode	1
L T FS		19-1776	54027029	Battery — PUZ5A (not illustrated)	1

*Home and general export.

Note:—Where a part number is not quoted, that part is available from manufacturers only.



CARBURETTERS

Model	Plate Ref.	Part No.	Description	Per Set
		B.S.A. NO. MAKERS NO.		
L		19-2436 R.930/70	Carburetter complete — right	1
L		19-2437 L.930/71	Carburetter complete — left	1
FS		19-2438 R.930/72	Carburetter complete — right	1
FS		19-2439 L.930/73	Carburetter complete — left	1
T		19-2422 R.928/17	Carburetter complete	1
L T FS	1	19-3093 622/086	Screw and washer — top cap	4/2
L FS	2	928/064	Cap — mixing chamber, top	2
T	2	928/098	Cap — mixing chamber, top	1
L T FS	3	622/129	Spring — air valve	2/1
L T FS	4	19-3109 928/062	Air valve	2/1
L FS	5	19-3108 928/060	Throttle slide — number 3 cutaway	2
T	5	19-3127 928/260	Throttle slide — number 3½ cutaway	1
L FS	6	R.930/005	Carburetter body — right	1
T	6	R.928/005	Carburetter body	1
L T FS	7	71-1860	Adaptor — air filter to carburetter	2/1
L T FS	8	19-3136 622/122	Needle jet, .106	2/1
L T FS	9	622/128	Jet holder	2/1
L FS	10	19-2878 376/100	Main jet, 180 c.c.	2
T	10	19-2883 376/100	Main jet, 230 c.c.	1
L T FS	11	19-3116 622/071	Float spindle	2/1
L T FS	12	19-3102 622/069	Float	2/1
L T FS	13	19-3105 622/068	Float needle	2/1
L T FS	14	19-3132 622/050	Float chamber	2/1
L T FS	15	19-3048 376/093	Petrol filter	2/1
T	16	19-2834 13/163	Washer — banjo bolt	1
L T FS	17	19-3103 622/078	Banjo bolt	2/1
L T FS	18	622/147	Drain plug	2/1
L T FS	19	622/151	Washer — drain plug	2/1
L T FS	20	19-3093 622/086	Screw and washer — float chamber	4/2
L T FS	21	19-3106 622/073	Gasket — float chamber	2/1
L FS	22	L.930/005	Carburetter body — left	1
L T FS	23	622/077	Screw — throttle stop	2/1
L T FS	24	622/076	Pilot air screw	2/1
L T FS	25	19-3098 622/067	“O” ring — throttle and air screws	4/2
L T FS	26	19-3090 622/101	“O” ring — carburetter flange	2/1
L T FS	27	19-3137 622/124	Throttle needle	2/1
L T FS	28	19-3095 622/067	Clip — throttle needle	2/1
L T FS	29	19-3141 622/131	Throttle spring	2/1
L T FS	30	928/103	Guide — air valve spring	2/1
L T FS	31	5/077	Locknut — cable adjuster	2
L T FS	32	4/035	Cable adjuster	1

Note:—Where a part number is not quoted, that part is available from manufacturers only.

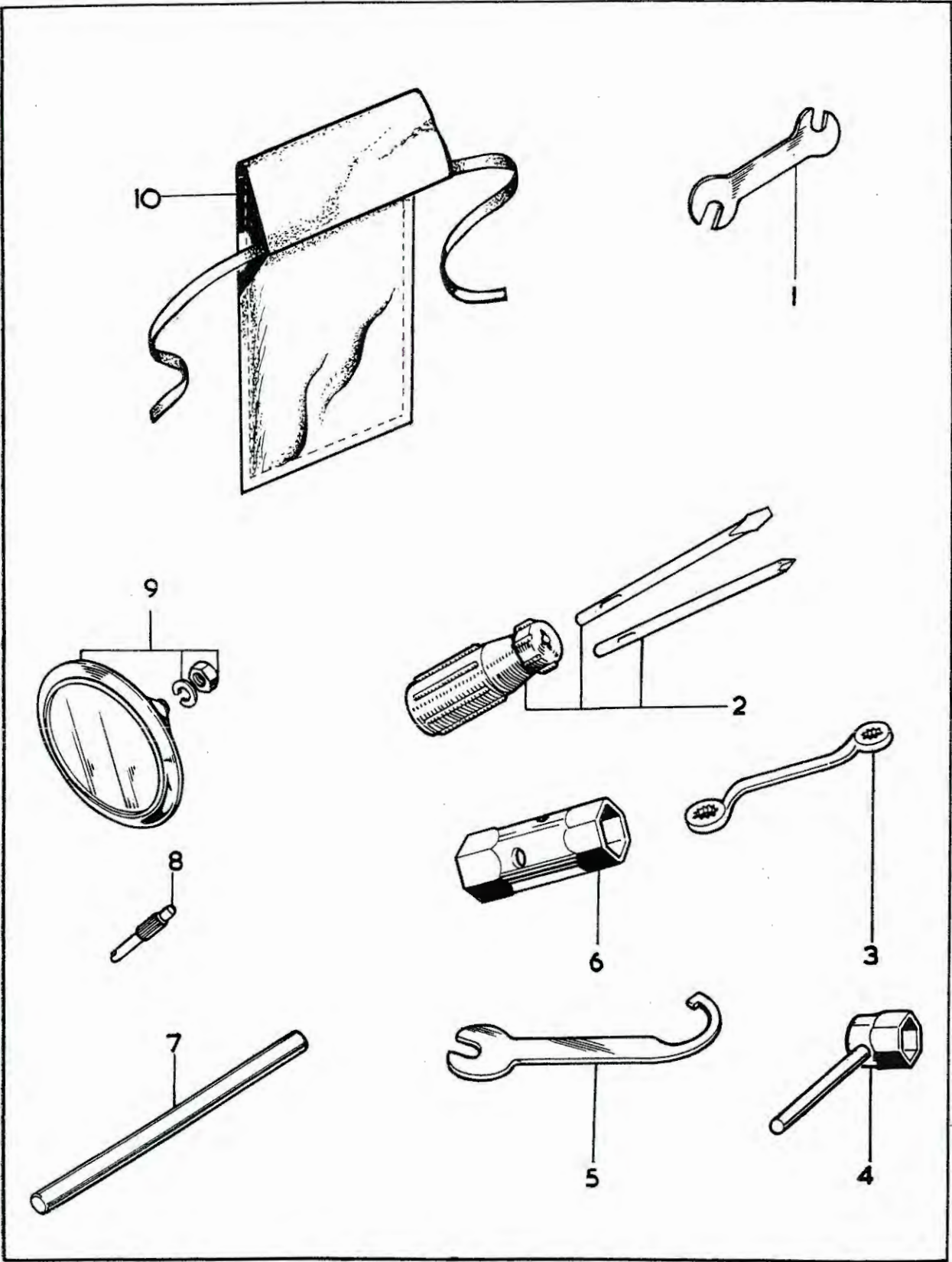


Plate 23

TOOLS

<i>Model</i>	<i>Plate Ref.</i>	<i>Part No.</i>	<i>Description</i>	<i>Per Set</i>
L T FS	1	60-2084	Spanner — open-ended	1
L T FS	2	60-0767	Screwdriver set	1
L T FS	3	67-9026	Ring spanner	1
L T	4	60-1050*	Plug spanner	1
L T FS	5	60-2184	Suspension unit “C” spanner	1
L T FS	6	40-9017	Box spanner	1
L T FS	7	60-1911	Tommy bar	1
L T FS	8	68-9467	Tyre valve key	1
L T	9	42-9273*	Licence holder	1
L T FS	10	75-9089	Tool roll	1
L T FS		60-2112	Tool roll complete with tools	1

*Home and general export.