




Replacement parts list 1971

750 cm³ model

Publication
Ref. 00-5723





Replacement parts list

750cm³ model

A75 Rocket 3

Commencing

Engine number JE.00101 A75R

Frame number JE.00101 A75R

Issued by
B.S.A. Motor Cycles Limited
Spares Department,
Montgomery Street,
Birmingham B11 1D7
Telephone: 021 - 772 0559/0537
Telegrams: "Selmoto" Birmingham

B.S.A. Motor Cycles Limited
Registered Office and Works:
Armoury Road, Birmingham B11 2PX
Telephone: 021 - 772 2381. Telex: 33315
Telegrams and Cables:
"Selmoto" Birmingham

1971 Publication
Ref. 00-5723

Printed in England
by B.S.A. Press

Please Note!

Replacement parts or accessories must be of B.S.A. origin or as approved by B.S.A. Motor Cycles Ltd.

In this respect your attention is drawn to the Terms and Conditions of B.S.A. Guarantee.

SUFFIX NUMBERS TO BE USED TO IDENTIFY VARYING FINISHES

When ordering components with varying finishes, please state finish required by adding the APPROPRIATE SUFFIX TO THE PART NUMBER.

EXAMPLE: Petrol tank — Firecracker red 82-8391/246

PETROL TANKS

| | | | | | | | | |
|---|----|----|----|----|----|----|----|------|
| Chromed, Firecracker red sides, Gold lining | .. | .. | .. | .. | .. | .. | .. | /310 |
| Firecracker red | .. | .. | .. | .. | .. | .. | .. | 246 |

SIDECOVER, left

| | | |
|----------------------------------|---------|-------------|
| Firecracker red top, grey bottom | | /309 |
|----------------------------------|---------|-------------|

SIDECOVER, right[illegible]

OTHER PARTS

[illegible]

PRICES

No price codes are given in this list. For prices please refer to the latest edition of the Master Price List number 00-5125.

Wherever possible, details of thread forms and sizes are quoted after the description of nuts, bolts, screws, studs and washers. Such as: 14-0102 Bolt ($\frac{1}{4}$ " UN.F. $\times \frac{5}{8}$ ") = $\frac{1}{4}$ " diameter unified fine thread, $\frac{5}{8}$ " long under head.

Vital components, which are manufactured from a special material, are indicated by a sign and the British Standard symbol for the material is quoted at the foot of the page.

ABBREVIATIONS (Screw Threads)

B.A. = British Association
B.S.C. = British Standard Cycle
B.S.F. = British Standard Fine
W.F. = Whitworth Form
UN.F. = Unified Fine
UN.C. = Unified Coarse
UN.S. = Unified Special

BRAKES (Lockheed)

Automotives Products Co. Ltd., P.O. Box 14, Southam Road, Banbury, Oxfordshire.

CARBURETTORS

Amal Ltd., Holdford Road, Witton, Birmingham 6.

CHAINS

Renolds, Wythenshawe, Manchester.

ELECTRICAL EQUIPMENT

Joseph Lucas Ltd., Great Hampton Street, Birmingham 18.

SUSPENSION UNITS

Girling Ltd., Birmingham Road, West Bromwich, Staffordshire.

SPARKING PLUGS

Champion Sparking Plug Co. Ltd., Feltham, Middlesex.

SPEEDOMETERS

Smith's Industries Ltd., Motor Accessory Division, 50 Oxgate Lane, Cricklewood, London N.W.2.

TYRES

Dunlop Co. Ltd., Fort Dunlop, Birmingham 24.

ASSEMBLIES COMPLETE

| Part No. | Description |
|----------|---|
| 00-7009 | B.S.A. "LOCTITE" PLASTIC GASKET (10 bottle trade pack). |
| 00-3172 | TOP OVERHAUL GASKET SET. |
| 00-3315 | FULL OVERHAUL GASKET SET. |
| 00-3466 | PISTON RING SET (standard). |
| 00-3467 | PISTON RING SET (.005" oversize). |
| 00-3468 | PISTON RING SET (.010" oversize). |
| 00-3469 | PISTON RING SET (.020" oversize). |
| 00-3470 | PISTON RING SET (.040" oversize). |
| 70-7951 | ENGINE UNIT — less carburetters and exhaust system. |
| 71-1127 | CYLINDER HEAD ASSEMBLY. |
| 70-6529 | CYLINDER BLOCK ASSEMBLY. |
| 70-9740 | CONNECTING ROD ASSEMBLY. |
| 70-8778 | CRANKSHAFT ASSEMBLY. |
| 71-2422 | CRANKCASE COMPLETE —left, centre and right. |
| 71-1351 | OIL PUMP COMPLETE. |
| 19-7800 | CLUTCH ASSEMBLY COMPLETE. |
| 57-3871 | PRIMARY DRIVE SHOCK ABSORBER ASSEMBLY. |
| 83-3278 | FRAME COMPLETE. |
| 83-3243 | SWINGING ARM COMPLETE. |
| 97-4137 | FRONT FORK COMPLETE. |
| 37-3848 | FRONT HUB — with spindle and bearings. |
| 37-3846 | FRONT WHEEL — with spindle and bearings. |
| 37-3935 | FRONT BRAKE ANCHOR PLATE — with brake details. |
| 37-3900 | REAR HUB — with spindle and bearings. |
| 37-3899 | REAR WHEEL — with spindle and bearings. |
| 37-3955 | REAR BRAKE ANCHOR PLATE — with brake details. |

PISTON CHART

PISTON COMPLETE

| Compression Ratio | Standard | + .005" | + .010" | + .020" | + .040" |
|-------------------|----------|---------|---------|---------|---------|
| 9 : 1 | 70-9741 | 70-9761 | 70-9762 | 70-9763 | 70-9764 |

PISTON RINGS (Standard)

| Compression | Scraper | Set Number |
|-------------|-------------|------------|
| 70-6838 (6) | 70-9739 (3) | 00-3466 |

PISTON RINGS (+ .005")

| | | |
|-------------|-------------|---------|
| 70-9015 (6) | 70-9765 (3) | 00-3467 |
|-------------|-------------|---------|

PISTON RINGS (+ .010")

| | | |
|-------------|-------------|---------|
| 70-9016 (6) | 70-9766 (3) | 00-3468 |
|-------------|-------------|---------|

PISTON RINGS (+ .020")

| | | |
|-------------|-------------|---------|
| 70-9017 (6) | 70-9767 (3) | 00-3469 |
|-------------|-------------|---------|

PISTON RINGS (+ .040")

| | | |
|-------------|-------------|---------|
| 70-9018 (6) | 70-9768 (3) | 00-3470 |
|-------------|-------------|---------|

CARBURETTORS

| Location | Part No. | Amal No. | Main Jet | Throttle Slide | Needle Jet | Needle Position |
|----------|----------|----------|----------|----------------|------------|-----------------|
| Right | 19-2433 | R.626/47 | 150 | 3½ | .106 | 2 |
| Centre | 19-2434 | R.626/49 | | | | |
| Left | 19-2435 | L.626/48 | | | | |

STEERING LOCK AND KEY

| Lock No. | Key No. | Lock No. | Key No. | Lock No. | Key No. |
|----------|---------|----------|---------|----------|---------|
| EJR 1 | 19-5151 | EJR 18 | 19-5168 | EJR 35 | 19-5185 |
| EJR 2 | 19-5152 | EJR 19 | 19-5169 | EJR 36 | 19-5186 |
| EJR 3 | 19-5153 | EJR 20 | 19-5170 | EJR 37 | 19-5187 |
| EJR 4 | 19-5154 | EJR 21 | 19-5171 | EJR 38 | 19-5188 |
| EJR 5 | 19-5155 | EJR 22 | 19-5172 | EJR 39 | 19-5189 |
| EJR 6 | 19-5156 | EJR 23 | 19-5173 | EJR 40 | 19-5190 |
| EJR 7 | 19-5157 | EJR 24 | 19-5174 | EJR 41 | 19-5191 |
| EJR 8 | 19-5158 | EJR 25 | 19-5175 | EJR 42 | 19-5192 |
| EJR 9 | 19-5159 | EJR 26 | 19-5176 | EJR 43 | 19-5193 |
| EJR 10 | 19-5160 | EJR 27 | 19-5177 | EJR 44 | 19-5194 |
| EJR 11 | 19-5161 | EJR 28 | 19-5178 | EJR 45 | 19-5195 |
| EJR 12 | 19-5162 | EJR 29 | 19-5179 | EJR 46 | 19-5196 |
| EJR 13 | 19-5163 | EJR 30 | 19-5180 | EJR 47 | 19-5197 |
| EJR 14 | 19-5164 | EJR 31 | 19-5181 | EJR 48 | 19-5198 |
| EJR 15 | 19-5165 | EJR 32 | 19-5182 | EJR 49 | 19-5199 |
| EJR 16 | 19-5166 | EJR 33 | 19-5183 | EJR 50 | 19-5200 |
| EJR 17 | 19-5167 | EJR 34 | 1-95184 | | |

INDEX

| | | Page |
|---------|---|---------|
| | Assemblies Complete | 5 |
| | Piston Chart | 6 |
| | Carburettors | 6 |
| | Steering Lock and Key | 7 |
| Plate 1 | Cylinder Head — Rocker Boxes — Exhaust Pipes | 10 - 13 |
| Plate 2 | Cylinder — Pistons — Crankshaft | 14 - 15 |
| Plate 3 | Crankcase — Timing Gears — Oil Filters | 16 - 21 |
| Plate 4 | Inner Primary Cover — Oil Pump | 22 - 23 |
| Plate 5 | Clutch | 24 - 25 |
| Plate 6 | Outer Primary Cover — Chain Tensioner — Clutch Control .. | 26 - 27 |
| Plate 7 | Gearbox (4-speed) | 28 - 31 |
| Plate 8 | Gearbox (5-speed) | 32 - 33 |
| Plate 9 | Gearbox Cover — Gearchange — Kickstart | 34 - 35 |

INDEX—*continued*

| | | Page |
|----------|---|---------|
| Plate 10 | Frame | 36 - 39 |
| Plate 11 | Swinging Arm — Centre Stand — Prop Stand | 40 - 41 |
| Plate 12 | Front Fork | 42 - 45 |
| Plate 13 | Front Wheel | 46 - 47 |
| Plate 14 | Rear Wheel | 48 - 49 |
| Plate 15 | Mudguards — Chainguard — Number Plates | 50 - 51 |
| Plate 16 | Dual Seat — Sidecovers — Silencers — Handlebar | 52 - 55 |
| Plate 17 | Air Filter — Battery Carrier — Toolbox — Coil Mounting .. | 56 - 57 |
| Plate 18 | Oil Tank — Oil Cooler | 58 - 59 |
| Plate 19 | Fuel Tank | 60 - 61 |
| Plate 20 | Electrical Equipment (Part 1) | 62 - 65 |
| Plate 21 | Electrical Equipment (Part 2) | 66 - 67 |
| Plate 22 | Carburettors — throttle linkage | 68 - 71 |
| Plate 23 | Tools | 72 - 73 |

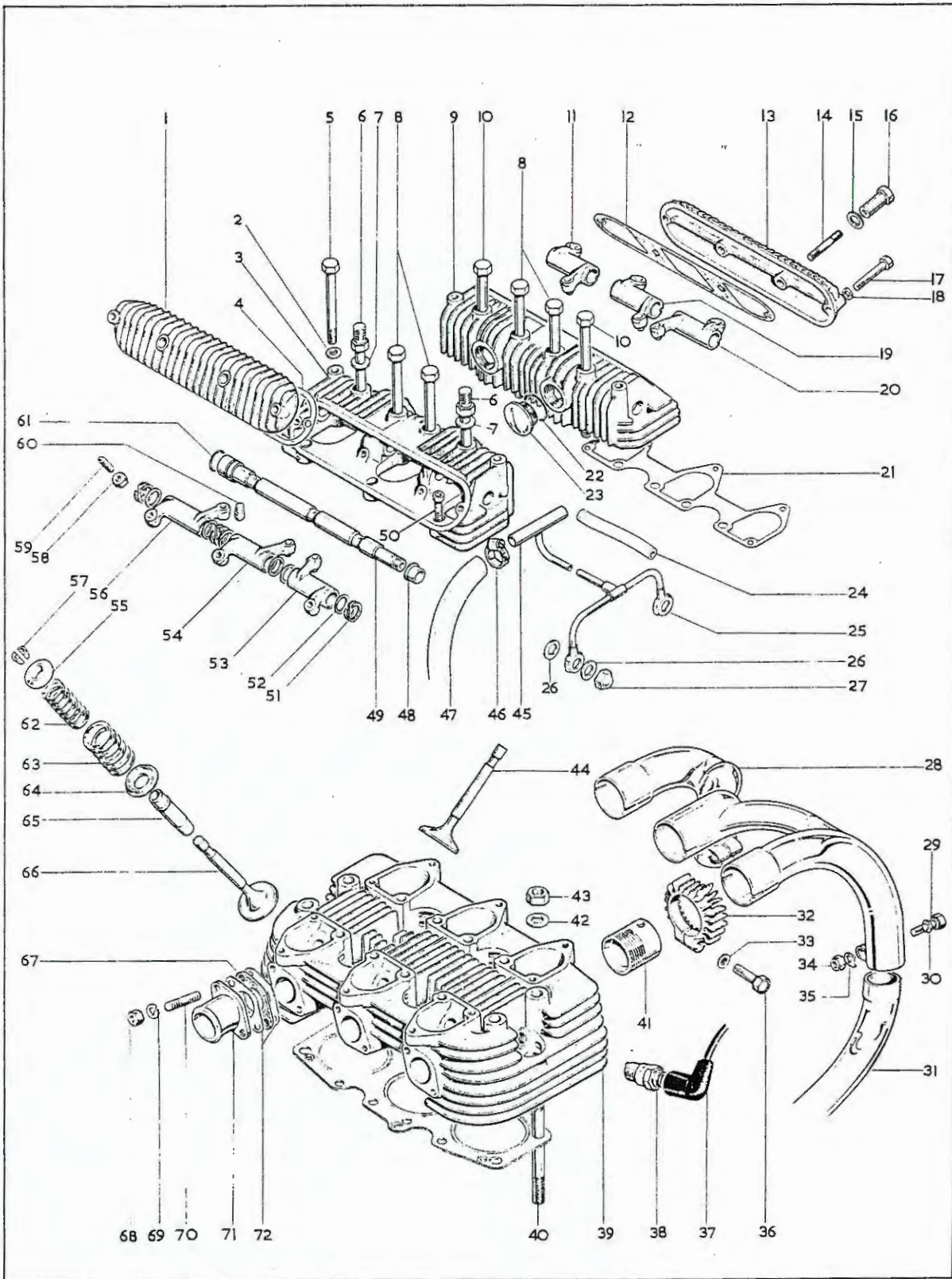


Plate 1

CYLINDER HEAD — ROCKER BOXES — EXHAUST PIPES

| Plate Ref. | Part No. | Description | Per Set |
|------------|----------|--|---------|
| 1 | 70-6563 | Cover — inlet rocker box | 1 |
| 2 | 54-9081 | Washer — rocker box to cylinder head ($\cdot 281" \times \cdot 563" \times \cdot 078"$) | 4 |
| 3 | 70-6561 | Rocker box — inlet | 1 |
| 4 | 71-1445 | Gasket — rocker box cover | 1 |
| 5 | 14-6211 | Bolt — rocker box to cylinder head ($\frac{1}{4}"$ UN.F. $\times 3"$) | 4 |
| 5 | 14-6211 | Bolt — rocker box to cylinder head ($\frac{1}{4}"$ UN.C. $\times 3"$) | 4 |
| 6 | 71-0280* | Bolt — rocker box and engine steady ($\frac{3}{8}" \times \frac{5}{16}"$ UN.F. $\times 4\frac{1}{2}"$) | 2 |
| 7 | 70-9240 | Washer — rocker box bolt ($\cdot 328" \times \cdot 625" \times \cdot 094"$) | 8 |
| 8 | 70-8820* | Bolt — rocker box to barrel (short) | 4 |
| 9 | 70-6562 | Rocker box — exhaust | 1 |
| 10 | 70-8819* | Bolt — rocker box to barrel (long) | 2 |
| 11 | 71-1290 | Rocker — exhaust (left) | 1 |
| 12 | 70-6565 | Gasket — rocker box cover | 1 |
| 13 | 70-6564 | Cover — exhaust rocker box | 1 |
| 14 | 14-1401 | Stud — rocker box cover ($\frac{1}{4}"$ UN.C./UN.F. $\times 1\frac{1}{8}"$) | 4 |
| 15 | 70-9239 | Washer — rocker box cover fixing nut ($\cdot 390" \times \cdot 566" \times \cdot 064"$) | 4 |
| 16 | 70-9237 | Sleeve nut — rocker box cover fixing | 4 |
| 17 | 14-0202 | Bolt — rocker box cover ($\frac{1}{4}"$ UN.F. $\times 1\frac{1}{8}"$) | 4 |
| 18 | 54-9081 | Washer — rocker box cover | 4 |
| 19 | 71-1288 | Rocker — exhaust (centre) | 1 |
| 20 | 71-1287 | Rocker — exhaust (right) | 1 |
| 21 | 70-8773 | Gasket — rocker box | 2 |
| 22 | 70-8782 | "O" ring — inspection cap | 4 |
| 23 | 57-2166 | Inspection Cap — rocker box | 4 |
| 24 | 71-1175 | Connecting tube — oil feed pipes | 1 |
| 25 | 71-1168 | Oil pipe — rocker spindle | 1 |
| 26 | 40-0159 | Washer — rocker oil pipe (copper, $\cdot 380" \times \cdot 656" \times \cdot 036"$) | 1 |
| 27 | 21-0550 | Domed nut — oil pipe to rocker spindles ($\frac{3}{8}"$ UN.F.) | 2 |
| 28 | 71-1157 | Exhaust manifold | 1 |
| 29 | 14-0205 | Bolt — exhaust pipe to manifold ($\frac{1}{4}"$ UN.F. $\times 1\frac{1}{2}"$) | 2 |
| 30 | 54-9081 | Washer — exhaust pipe to manifold bolt | 4 |
| 31 | 71-2455 | Exhaust pipe — left | 1 |
| 31 | 71-2457 | Exhaust pipe — right | 1 |
| 32 | 70-6743 | Finned collar — exhaust pipe | 3 |
| 33 | 70-8860 | Spherical washer — finned collar | 3 |
| 34 | 14-1201 | Locknut — exhaust pipe to manifold ($\frac{1}{4}"$ UN.F.) | 2 |
| 35 | 70-9626 | Cap — exhaust pipe to manifold | 4 |
| 36 | 70-6744 | Bolt — finned collar ($\frac{5}{16}"$ UN.F. $\times 1\frac{3}{8}"$) | 3 |
| 37 | 19-7641 | Cover — spark plug (Champion WC.200) | 3 |
| 38 | 19-7606 | Spark plug (Champion N3) | 3 |

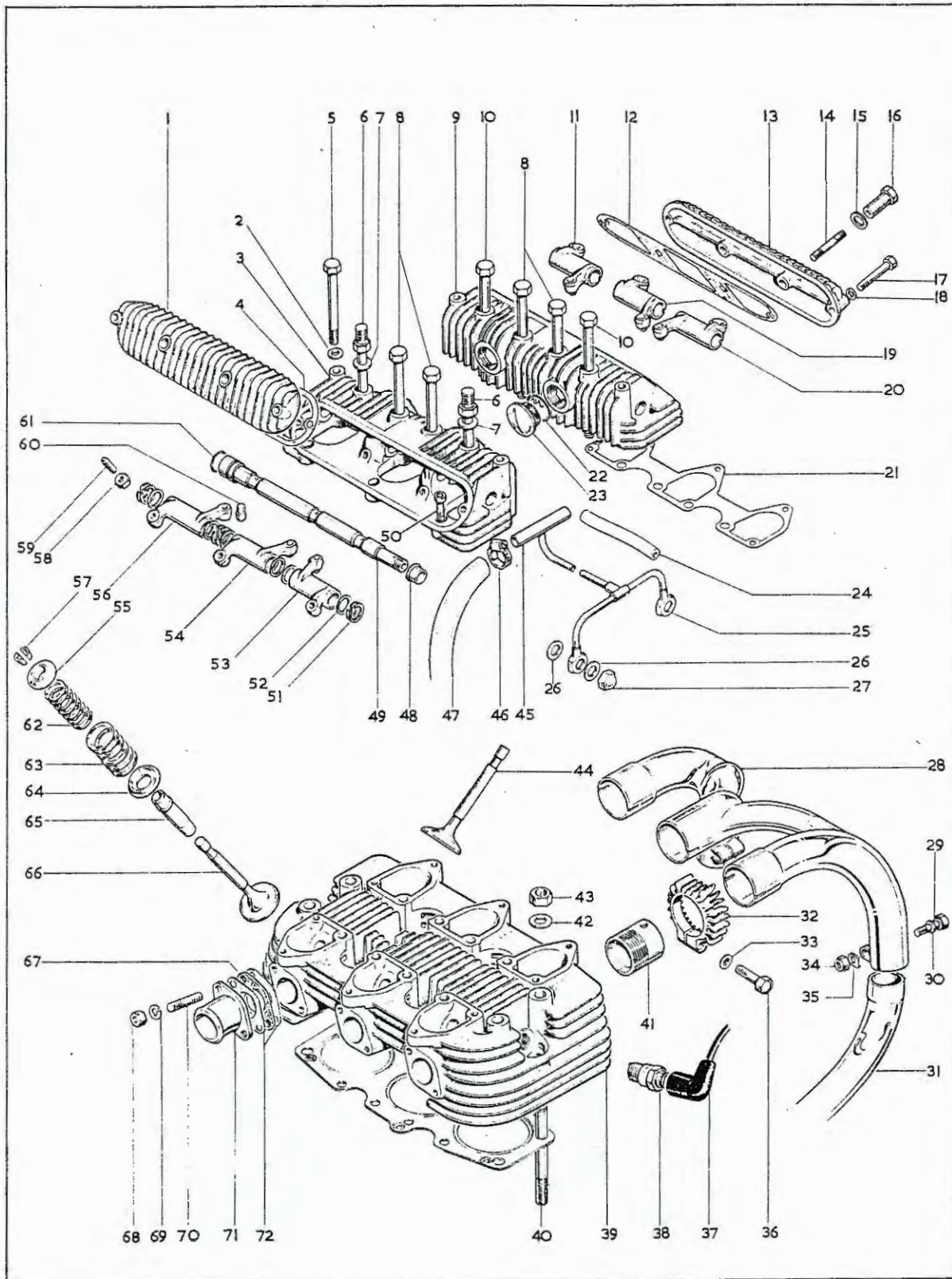


Plate 1—contd.

CYLINDER HEAD — ROCKER BOXES — EXHAUST PIPES

| Plate Ref. | Part No. | Description | Per Set |
|------------|----------|--|---------|
| 39 | 70-8781 | Cylinder head with fixed fittings | 1 |
| 40 | 21-0686* | Stud — head to barrel ($\frac{3}{8}$ " UN.C./UN.F. $\times 4\frac{3}{4}$ ") | 4 |
| 41 | 70-9510 | Adaptor — exhaust pipe | 3 |
| 42 | 02-0861 | Washer — head to barrel stud ($\cdot 380$ " $\times \cdot 750$ " $\times \cdot 092$ ") | 4 |
| 43 | 14-0303 | Nut — head to barrel stud ($\frac{3}{8}$ " UN.F.) | 4 |
| 44 | 70-6423 | Valve — exhaust | 3 |
| 45 | 71-1172 | Oil connecting pipe — engine to cooler and rocker feed | 1 |
| 46 | 60-0702 | Clip — oil connecting tube | 2 |
| 47 | 70-8905 | Oil connecting tube | 1 |
| 48 | 70-6018 | Bush — rocker spindle | 2 |
| 49 | 70-9558 | Rocker spindle assembly | 2 |
| 50 | 14-7004 | Screw — rocker box to cylinder head ($\frac{1}{4}$ " UN.C. $\times \frac{3}{4}$ ") | 6 |
| 50 | 14-7004 | Screw — rocker box to cylinder head ($\frac{1}{4}$ " UN.C. $\times \frac{3}{4}$ ") | 6 |
| 51 | 40-0156 | Washer — spring rocker spindle ($\cdot 516$ " $\times \cdot 750$ " $\times \cdot 031$ " double) | 6 |
| 52 | 40-0158 | Thrust washer — rocker spindle | 12 |
| 53 | 71-1288 | Rocker — inlet (right) | 1 |
| 54 | 71-1287 | Rocker — inlet (centre) | 1 |
| 55 | 70-8720 | Coliar — valve spring (top) | 6 |
| 56 | 71-1289 | Rocker — inlet (left) | 1 |
| 57 | 40-0167 | Split collet — valve spring | 12 |
| 58 | 14-0402 | Nut — rocker lever adjusting pin | 6 |
| 59 | 70-8783 | Adjusting pin — rocker lever | 6 |
| 60 | 71-0070 | Rocker ball pin | 6 |
| 61 | 75-0124 | "O" ring — rocker spindle | 2 |
| 62 | 70-8787 | Valve spring — inner | 6 |
| 63 | 70-8788 | Valve spring — outer | 6 |
| 64 | 70-8789 | Cup — valve spring (bottom) | 6 |
| 65 | 70-6420 | Valve guide | 6 |
| 66 | 70-6422 | Valve — inlet | 3 |
| 67 | 70-8981 | Insulating washer — stub to cylinder head (Tufnol) | 3 |
| 68 | 14-0301 | Nut — stub to cylinder head ($\frac{1}{4}$ " UN.F.) | 6 |
| 69 | 40-2705 | Washer — spring stub to cylinder head ($\cdot 266$ " $\times \cdot 469$ " $\times \cdot 064$ ") | 6 |
| 70 | 21-0557 | Stud — stub to cylinder head ($\frac{1}{4}$ " UN.F./UN.C. $\times 1\frac{5}{16}$ ") | 6 |
| 71 | 70-7983 | Stub — cylinder head | 3 |
| 72 | 71-1446 | Gasket — stub to cylinder head | 6 |

*Special material: 6—EN16. 8—EN16. 10—EN16. 40—EN8.

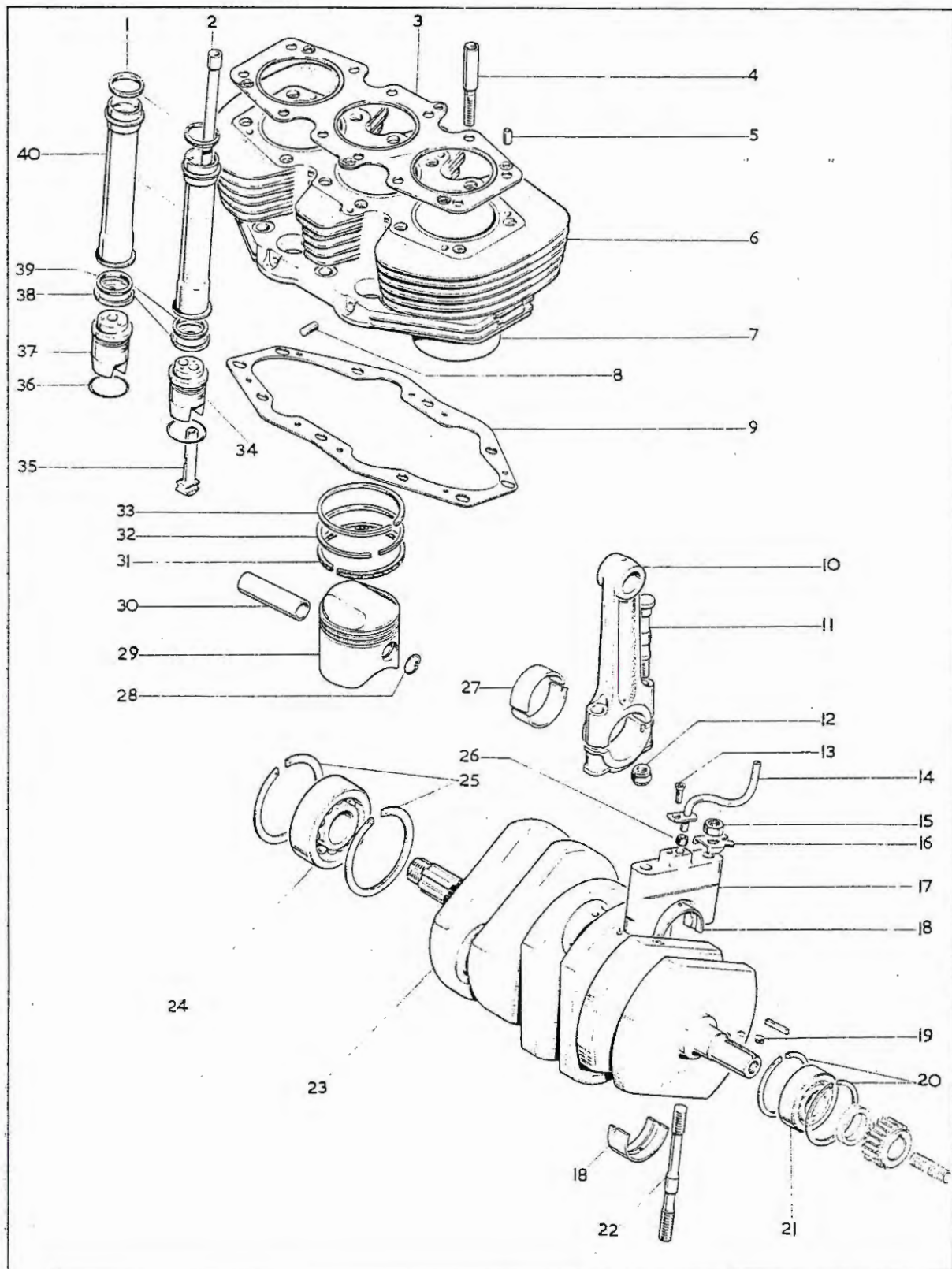


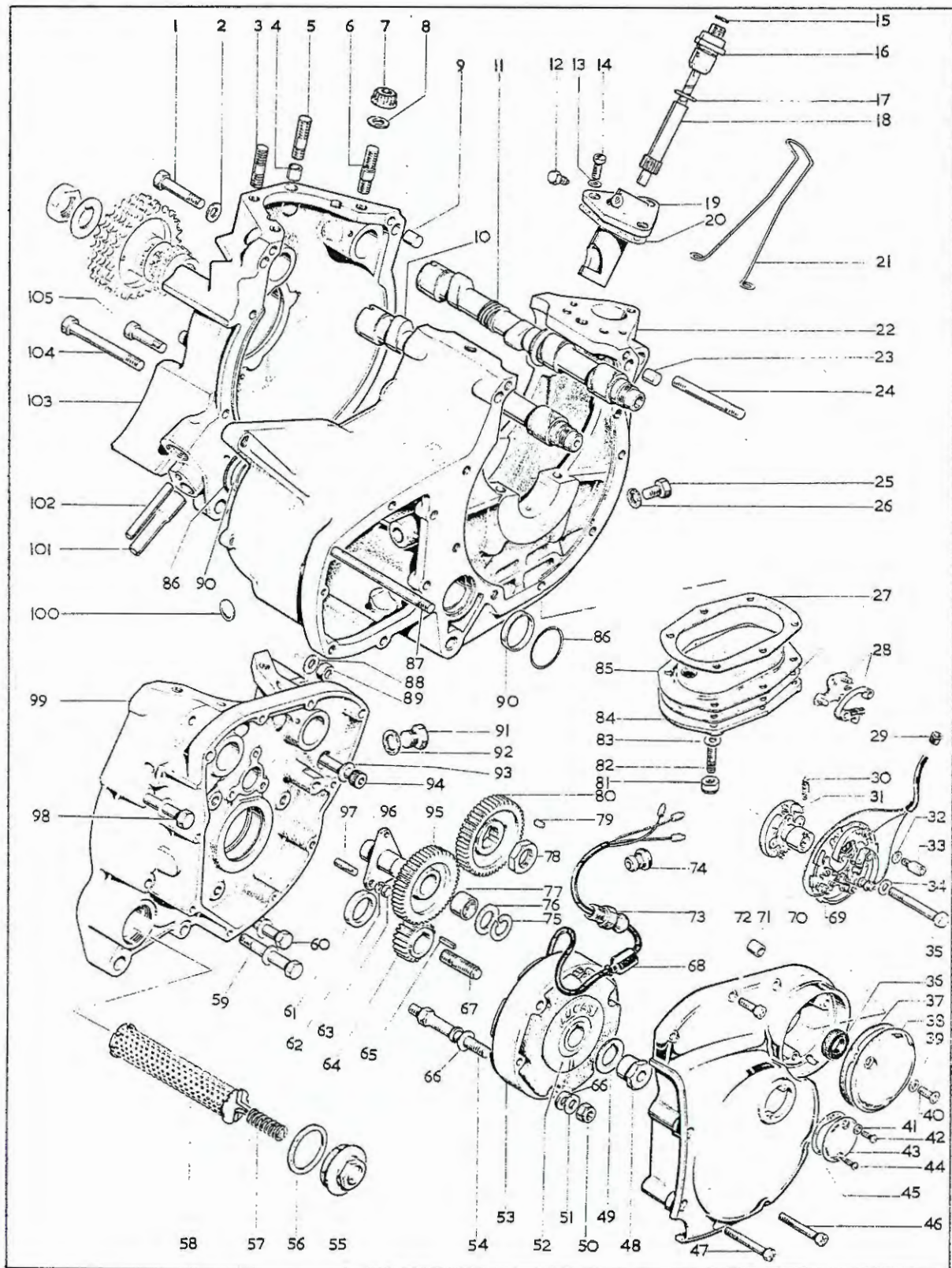
Plate 2

CYLINDER — PISTONS — CRANKSHAFT

| Plate Ref. | Part No. | Description | Per Set |
|------------|----------|--|---------|
| 1 | 70-4752 | Washer — push rod cover joint (top) | 4 |
| 2 | 71-1238 | Push rod — inlet and exhaust | 6 |
| 3 | 71-1733 | Gasket — cylinder head | 1 |
| 4 | 70-8817* | Stud — cylinder barrel | 8 |
| 5 | 70-1532 | Dowel — cylinder head to barrel | 6 |
| 6 | 70-6529 | Cylinder barrel assembly | 1 |
| 7 | 70-8914 | Liner — cylinder barrel | 3 |
| 8 | 70-9465 | Dowel — tappet block | 4 |
| 9 | 70-6496 | Gasket — cylinder base | 1 |
| 10 | 70-9740 | Connecting rod — complete assembly | 3 |
| 11 | 70-9727* | Bolt — connecting rod | 6 |
| 12 | 21-2016 | Nut — connecting rod bolt ($\frac{5}{16}$ " UN.F.) | 6 |
| 13 | 40-0242 | Screw — oil pipe to bearing cap (2 B.A. \times 27/64" countersunk) | 2 |
| 14 | 70-8746 | Oil pipe — tappet feed (left) | 1 |
| 14 | 70-8784 | Oil pipe — tappet feed (right) | 1 |
| 15 | 14-0303 | Nut — bearing cap ($\frac{3}{8}$ " UN.F.) | 4 |
| 16 | 71-1129 | Tab washer — bearing cap nut | 4 |
| 17 | 70-7423 | Cap — main bearing | 2 |
| 18 | 70-6023 | Shell — main bearing (standard) | 4 |
| 18 | 70-9027 | Shell — main bearing (.010" undersize) | 4 |
| 18 | 70-9028 | Shell — main bearing (.020" undersize) | 4 |
| 18 | 70-9029 | Shell — main bearing (.030" undersize) | 4 |
| 18 | 70-9030 | Shell — main bearing (.040" undersize) | 4 |
| 19 | 70-6577 | Plug — crankshaft oilway | 3 |
| 20 | 70-6026 | Circlip — right bearing retaining | 2 |
| 21 | 70-8780 | Bearing — crankshaft right (Hoffmann R.125) | 1 |
| 22 | 70-8745* | Stud — main bearing cap ($\frac{3}{8}$ " UN.F. \times UN.C. \times 4 $\frac{7}{8}$ ") | 4 |
| 23 | 70-8778 | Crankshaft assembly | 1 |
| 24 | 70-1591 | Bearing — crankshaft left (Hoffmann MS.11) | 1 |
| 25 | 70-6025 | Circlip — left bearing retaining | 2 |
| 26 | 70-9843 | Rubber seal — tappet feed pipe | 4 |
| 27 | 70-5998 | Shell — connecting rod big-end (standard) | 6 |
| 27 | 70-9023 | Shell — connecting rod big-end (.010" undersize) | 6 |
| 27 | 70-9024 | Shell — connecting rod big-end (.020" undersize) | 6 |
| 27 | 70-9025 | Shell — connecting rod big-end (.030" undersize) | 6 |
| 27 | 70-9026 | Shell — connecting rod big-end (.040" undersize) | 6 |
| 28 | 70-6840 | Circlip — gudgeon pin | 6 |
| 29 | 70-9741† | Piston complete (standard) | 3 |
| 30 | 70-6836 | Gudgeon pin | 3 |
| 31 | 70-9739† | Piston ring — scraper (standard) | 3 |
| 32 | 70-6838† | Piston ring — compression (standard) | 3 |
| 33 | 70-6838† | Piston ring — compression (standard) | 3 |
| 34 | 70-6509 | Tappet block — right | 2 |
| 35 | 70-8917 | Inlet and exhaust tappet | 6 |
| 36 | 70-6560 | "O" ring — tappet block | 4 |
| 37 | 70-6508 | Tappet block — right | 2 |
| 38 | 70-4746 | Cup — push rod cover (bottom) | 4 |
| 39 | 70-4746 | Washer — push rod cover joint (bottom) | 4 |
| 40 | 70-6955 | Cover tube — push rod | 4 |

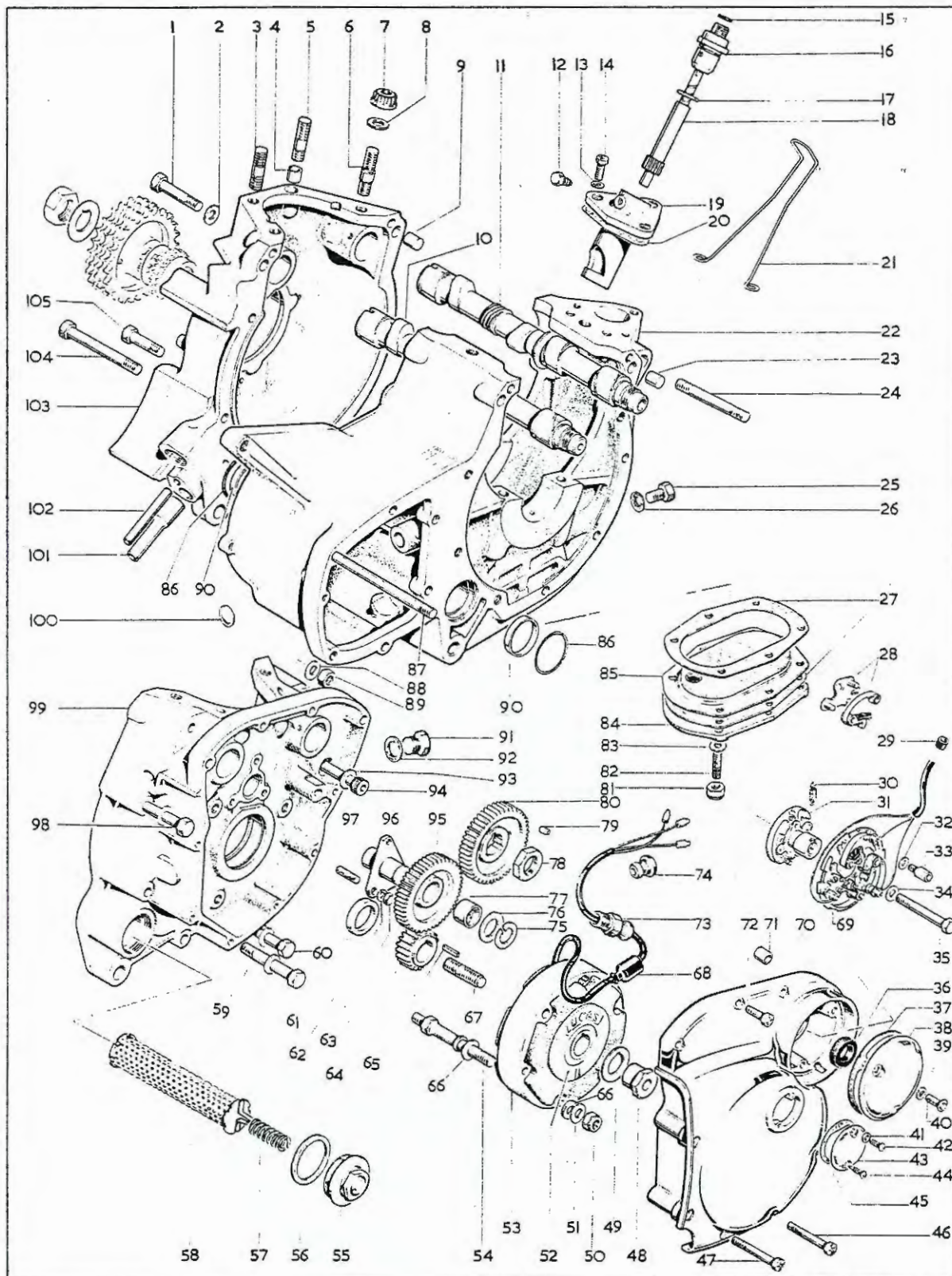
*Special material: 4—EN8R. 11—3AE.4042, condition \times 75 ton. 22—EN16.

†For piston details see page 6.



CRANKCASE — TIMING GEARS — OIL FILTERS

| Plate Ref. | Part No. | Description | Per Set |
|------------|----------|--|---------|
| 1 | 14-6220 | Bolt — crankcase ($\frac{5}{16}$ " UN.C. \times $1\frac{3}{4}$ ") | 2 |
| 2 | 54-0055 | Washer — crankcase bolt ($\cdot 344$ " \times $\cdot 625$ " \times $\cdot 063$ ") | 8 |
| 3 | 21-1931* | Stud — cylinder base ($\frac{3}{8}$ " UN.C./UN.F. \times $1\frac{3}{4}$ ") | 4 |
| 4 | 70-8751 | Dowel — cylinder base location | 2 |
| 5 | 70-8738* | Stud — cylinder base ($\frac{3}{8}$ " UN.F. \times $1\frac{3}{8}$ ") | 2 |
| 6 | 21-1912* | Stud — cylinder base ($\frac{3}{8}$ " UN.C./UN.F. \times $1\frac{3}{8}$ ") | 4 |
| 7 | 21-0692 | Nut — cylinder base stud (12 point $\frac{3}{8}$ " UN.F.) | 10 |
| 8 | 70-8770 | Washer — cylinder base stud ($\cdot 391$ " \times $\cdot 625$ " \times $\cdot 064$ ") | 10 |
| 9 | 70-8774 | Dowel — crankcase | 2 |
| 10 | 70-8764 | Camshaft — inlet | 1 |
| 11 | 70-8765 | Camshaft — exhaust | 1 |
| 12 | 70-8744 | Bolt — tachometer drive locating ($\frac{1}{4}$ " UN.C. \times $\frac{11}{32}$ ") | 1 |
| 13 | 90-0262 | Washer — fibre, tachometer drive fixing ($\cdot 265$ " \times $\cdot 390$ " \times $\cdot 031$ ") | 2 |
| 14 | 14-6606 | Screw — tachometer housing to crankcase ($\frac{1}{4}$ " UN.C. \times $\frac{3}{4}$ ") | 3 |
| 15 | 70-6299 | "O" ring — driven gear | 1 |
| 16 | 70-8742 | Housing — tachometer drive bearing | 1 |
| 17 | 40-0323 | "O" ring — tachometer drive | 1 |
| 18 | 70-8741 | Driven gear — tachometer drive | 1 |
| 19 | 70-8740 | Housing — tachometer drive driven gear | 1 |
| 20 | 71-1439 | Gasket — tachometer drive housing | 1 |
| 21 | 70-9706 | Support wire — tachometer cable | 1 |
| 22 | 71-2424† | Crankcase — centre section | 1 |
| 23 | 70-8774 | Dowel — crankcase location | 2 |
| 24 | 14-1427 | Stud — crankcase ($\frac{5}{16}$ " UN.C./UN.F. \times 3") | 2 |
| 25 | 14-6113 | Oilway plug ($\frac{5}{16}$ " UN.C. \times $\frac{5}{8}$ ") | 2 |
| 26 | 70-8776 | Washer — oilway plug | 2 |
| 27 | 71-1444 | Gasket — scavenge cover | 2 |
| 28 | 19-1865 | Contact set (Lucas 54419828) | 1 |
| 29 | 70-8756 | Grommet — contact breaker leads | 1 |
| 30 | 19-1888 | Spring — auto-advance unit (Lucas 54417992) | 2 |
| 31 | 19-1864 | Auto-advance unit (Lucas 54419867) | 1 |
| 32 | 70-6559 | Washer — contact breaker plate ($\cdot 203$ " \times $\cdot 375$ " \times $\cdot 056$ ") | 3 |
| 33 | 70-6521 | Pillar bolt — contact breaker plate (2 B.A. \times $1\frac{3}{32}$ ") | 3 |
| 34 | 68-0331 | Washer — auto-advance unit bolt ($\cdot 280$ " \times $\cdot 500$ " \times $\cdot 064$ ") | 1 |
| 35 | 14-0208 | Bolt — auto-advance unit ($\frac{1}{4}$ " UN.F. \times $2\frac{1}{4}$ ") | 1 |
| 36 | 76-0291 | Oil seal — contact breaker | 1 |
| 37 | 71-1441 | Gasket — contact breaker cover | 1 |
| 38 | 70-6519 | Cover — contact breaker | 1 |
| 39 | 97-3893 | Washer — contact breaker cover screw | 3 |
| 40 | 54-9012 | Screw — contact breaker cover (2 B.A. \times $\frac{11}{32}$ ") | 3 |



CRANKCASE — TIMING GEARS — OIL FILTERS

| Plate Ref. | Part No. | Description | Per Set |
|------------|----------|--|---------|
| 41 | 70-9266 | Washer — screw and pointer, timing aperture | 2 |
| 42 | 71-1130 | Screw — timing aperture ($4 \text{ B.A.} \times \frac{5}{16}''$) | 1 |
| 43 | 70-7879 | Cover — timing aperture | 1 |
| 44 | 71-0006 | Pointer screw — timing aperture ($4 \text{ B.A.} \times \frac{11}{16}''$) | 1 |
| 45 | 71-1443 | Gasket — timing aperture | 1 |
| 46 | 14-6611 | Screw — timing cover ($\frac{1}{4}'' \text{ UN.C.} \times 1\frac{1}{4}''$) | 1 |
| 47 | 14-6612 | Screw — timing cover ($\frac{1}{4}'' \text{ UN.C.} \times 2''$) | 4 |
| 48 | 70-8763 | Nut — rotor mounting ($\frac{7}{16}'' \text{ UN.F.}$) | 1 |
| 49 | 75-0223 | Lockwasher — rotor mounting | 1 |
| 50 | 21-1852 | Locknut — stator mounting ($\frac{5}{16}'' \text{ UN.F.}$) | 3 |
| 51 | 54-0055 | Washer — stator mounting ($.344'' \times .625'' \times .063''$) | 3 |
| 52 | 19-1260 | Alternator rotor (Lucas 54210937) | 1 |
| 53 | 19-1259 | Alternator stator (Lucas 47209) | 1 |
| 54 | 70-6522* | Stud — stator mounting | 3 |
| 55 | 71-1270 | Cap — oil filter | 1 |
| 56 | 71-1070 | “O” ring — oil filter cap | 1 |
| 57 | 70-6130 | Spring — filter mounting | 1 |
| 58 | 70-6571 | Oil filter (Fram CA.2818) | 1 |
| 59 | 14-6226 | Bolt — crankcase fixing ($\frac{5}{16}'' \text{ UN.C.} \times 3\frac{1}{4}''$) | 4 |
| 60 | 14-6218 | Bolt — crankcase fixing ($\frac{5}{16}'' \text{ UN.C.} \times 1\frac{3}{8}''$) | 1 |
| 61 | 70-6173 | Distance piece — timing pinion | 1 |
| 62 | 54-0022 | Washer — spring gear spindle stud nut | 3 |
| 63 | 14-0401 | Nut — gear spindle stud ($\frac{1}{4}'' \text{ UN.F.}$) | 3 |
| 64 | 70-6524 | Timing pinion — crankshaft | 1 |
| 65 | 70-3974 | Key — crankshaft pinion and rotor | 1 |
| 66 | 02-0370 | Distance piece — stator | 1 |
| 67 | 21-0548* | Stud — crankshaft ($\frac{7}{16}'' \text{ UN.F./UN.C.} \times 1\frac{3}{8}''$) | 1 |
| 68 | 68-0209 | Grommet — for cable seal nut | 1 |
| 69 | 19-1863 | Contact breaker plate (Lucas 54419327) | 1 |
| 70 | 70-7738 | Cover — timing cover | 1 |
| 71 | 76-0217 | Dowel — timing cover locating | 2 |
| 72 | 14-6608 | Screw — timing cover to crankcase ($\frac{1}{4}'' \text{ UN.C.} \times 1''$) | 5 |
| 73 | 70-8760 | Nut — alternator cable sleeve | 1 |

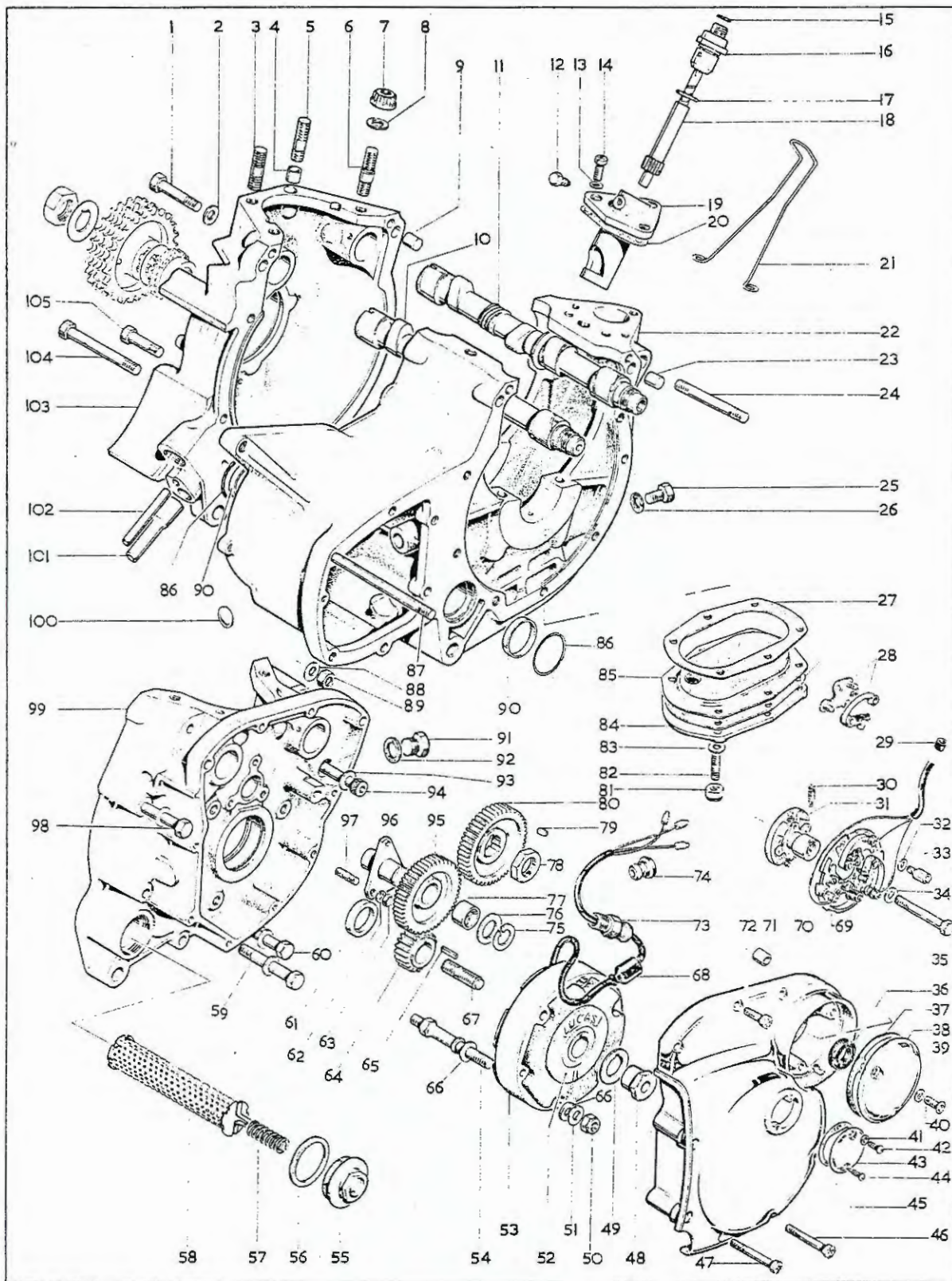


Plate 3—continued

CRANKCASE — TIMING GEARS — OIL FILTERS

| Plate Ref. | Part No. | Description | Per Set |
|------------|----------|---|---------|
| 74 | 70-9807 | Grommet — alternator lead | 1 |
| 75 | 70-8768 | Circlip — idler gear retaining | 1 |
| 76 | 71-2249 | Thrust washer — idler gear | 1 |
| 77 | 71-2248 | Bush — idler gear | 1 |
| 78 | 70-6523 | Nut — camshaft pinion | 2 |
| 79 | 70-1558 | Key — camshaft pinion | 2 |
| 80 | 71-2718 | Camshaft pinion | 2 |
| 81 | 71-1349 | Stud — scavenge cover ($\frac{1}{4}$ " UN.C. \times $\frac{7}{8}$ ") | 6 |
| 82 | 14-1302 | Locknut — sump fixing | 1 |
| 83 | 60-2320 | Washer — scavenge cover bolt ($\cdot 270$ " \times $\cdot 562$ " \times $\cdot 056$ ") | 6 |
| 84 | 70-6580 | Scavenge cover | 1 |
| 85 | 70-6501 | Filter — scavenge cover | 1 |
| 86 | 70-8779 | "O" ring — filter seal | 2 |
| 87 | 21-1813 | Stud — gearbox cover ($\frac{5}{16}$ " UN.C. \times UN.F. \times $4\frac{3}{4}$ ") | 2 |
| 88 | 54-0055 | Washer — crankcase stud ($\cdot 313$ " \times $\cdot 625$ " \times $\cdot 063$ ") | 2 |
| 89 | 14-0302 | Nut — crankcase stud ($\frac{5}{16}$ " UN.F.) | 2 |
| 90 | 70-9856 | Sleeve — filter "O" ring | 2 |
| 91 | 70-8755 | Plug — timing aperture | 1 |
| 92 | 70-1523 | Washer — fibre, timing aperture plug ($\cdot 563$ " \times $\cdot 844$ " \times $\cdot 064$ ") | 1 |
| 93 | 54-0055 | Washer — crankcase bolt ($\cdot 313$ " \times $\cdot 625$ " \times $\cdot 063$ ") | 7 |
| 94 | 21-0678 | Socket screw — crankcase fixing ($\frac{5}{16}$ " UN.C. \times $3\frac{7}{8}$ ") | 1 |
| 95 | 71-2246 | Idler gear complete | 1 |
| 96 | 71-2250 | Spindle — idler gear | 1 |
| 97 | 21-0547 | Stud — intermediate gear spindle ($\frac{1}{4}$ " UN.C./UN.F. \times $\frac{7}{8}$ ") | 3 |
| 98 | 14-6223 | Bolt — crankcase fixing ($\frac{5}{16}$ " UN.C. \times $2\frac{1}{2}$ ") | 1 |
| 99 | 70-7737† | Crankcase — right | 1 |
| 100 | 57-1920 | Blanking plug | 1 |
| 101 | 70-6573 | Stub — oil return pipe | 1 |
| 102 | 70-6574 | Stub — oil feed pipe | 1 |
| 103 | 71-1050† | Crankcase — left | 1 |
| 104 | 14-6226 | Bolt — crankcase fixing ($\frac{5}{16}$ " UN.C. \times $3\frac{1}{4}$ ") | 5 |
| 105 | 14-6218 | Bolt — crankcase fixing ($\frac{5}{16}$ " UN.C. \times $1\frac{3}{8}$ ") | 1 |

*Special material: 3—EN16R. 5—EN8R. 6—EN8R. 54—EN8R. 67—EN8R.

†Supplied only as crankcase complete, 71-2422.

Plate 4

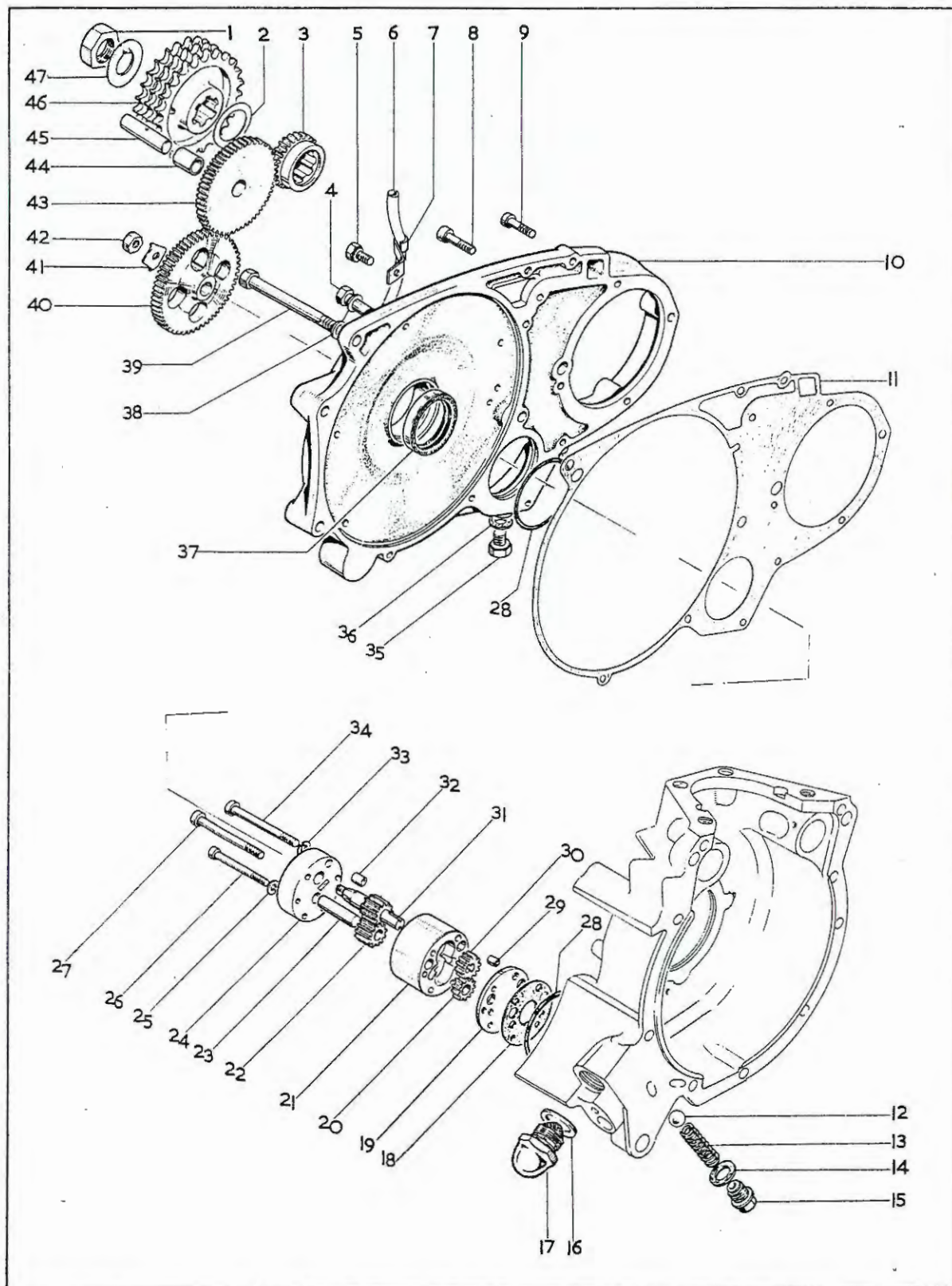
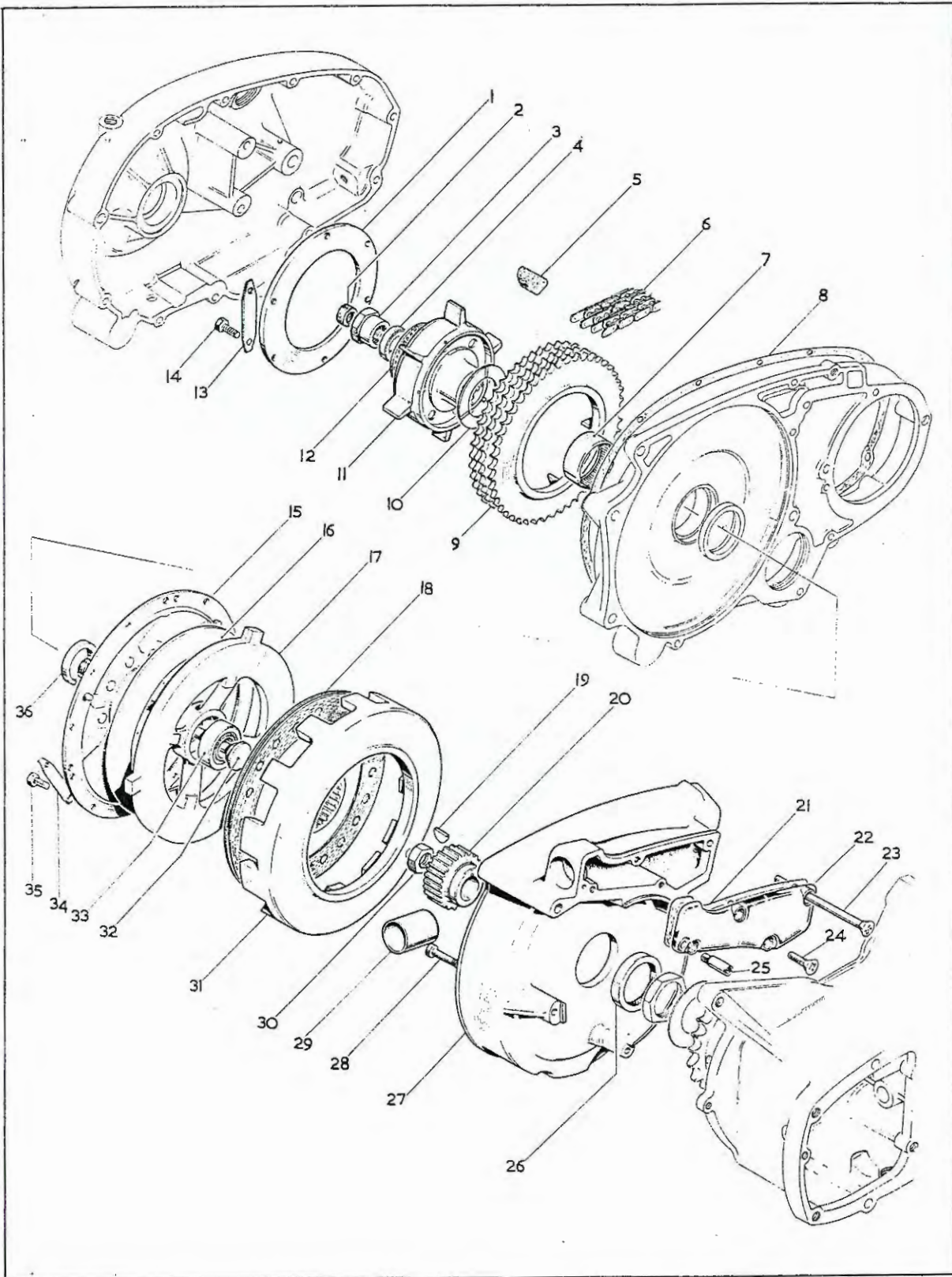


Plate 4

INNER PRIMARY COVER — OIL PUMP — GEARS

| Plate Ref. | Part No. | Description | Per Set |
|------------|----------|---|----------|
| 1 | 21-0585 | Nut — engine sprocket ($\frac{3}{4}$ " UN.F.) | 1 |
| 2 | 40-0066 | Shim — engine sprocket (.010") | as reqd. |
| 2 | 71-2660 | Shim — engine sprocket (.030") | as reqd. |
| 3 | 70-7248 | Gear — oil pump driving | 1 |
| 4 | 21-1820 | Bolt — inner cover to crankcase ($\frac{5}{16}$ " UN.C. \times $4\frac{1}{2}$ ") | 1 |
| 5 | 14-6101 | Bolt — chain oiler clip ($\frac{1}{2}$ " UN.C. \times $\frac{1}{2}$ ") | 1 |
| 6 | 70-8786 | Chain oiler pipe | 1 |
| 7 | 70-4705 | Clip — chain oiler pipe | 1 |
| 8 | 14-7006 | Screw — socket, inner cover to crankcase ($\frac{1}{2}$ " UN.C. \times 1") | 7 |
| 9 | 14-6606 | Screw — inner cover to crankcase ($\frac{1}{2}$ " UN.C. \times $\frac{3}{4}$ ") | 2 |
| 10 | 57-4018 | Cover — inner primary with fixed fittings | 1 |
| 11 | 71-1453 | Gasket — inner cover to crankcase | 1 |
| 12 | 60-2370 | Ball — oil control valve ($\frac{7}{16}$ ") | 1 |
| 13 | 70-6567 | Spring — oil control valve | 1 |
| 14 | 70-6742 | Washer — fibre, oil control valve | 1 |
| 15 | 70-6584 | Plug — oil control valve | 1 |
| 16 | 71-2211 | Washer — valve body to crankcase (.860" \times .122" \times .036") | 1 |
| 17 | 71-2369 | Oil pressure release valve complete | 1 |
| 18 | 70-1670 | Gasket — oil pump to crankcase | 1 |
| 19 | 70-6502 | Plate — oil pump base | 1 |
| 20 | 70-6038 | Feed gear — oil pump, driven | 1 |
| 21 | 70-6430 | Body — oil pump | 1 |
| 21 | 71-1351 | Oil pump complete | 1 |
| 22 | 70-6039 | Scavenge gear — oil pump, driven | 1 |
| 23 | 70-6454 | Spindle — driven gears | 1 |
| 24 | 70-9885 | Cover — oil pump | 1 |
| 25 | 70-8731 | Washer — spring, oil pump cover screw | 2 |
| 26 | 21-0559 | Screw — oil pump cover to body (3 B.A. \times 2") | 2 |
| 27 | 71-0003 | Screw — oil pump to crankcase (2 B.A. \times $2\frac{1}{2}$ ") | 3 |
| 28 | 70-6570 | "O" ring — oil pump to crankcase and cover | 2 |
| 29 | 70-1532 | Dowel — oil pump locating | 1 |
| 30 | 70-6455 | Feed gear — oil pump, driving | 1 |
| 31 | 70-9887 | Scavenge gear — oil pump, driving | 1 |
| 32 | 70-6459 | Dowel — oil pump cover locating | 1 |
| 33 | 70-8732 | Washer — spring, oil pump screw (.203" \times .331" \times .064") | 4 |
| 34 | 70-9601 | Screw — oil pump to crankcase dowel position (2 B.A. \times $2\frac{1}{4}$ ") | 1 |
| 35 | 21-0536 | Drain plug — primary cover | 1 |
| 36 | 70-0402 | Washer — fibre, drain plug (.375" \times .563" \times .064") | 1 |
| 37 | 57-3642 | Oil seal — clutch shaft | 1 |
| 38 | 54-0055 | Washer — inner cover to crankcase bolt (.313" \times .625" \times .063") | 2 |
| 39 | 21-1819 | Bolt — inner cover to crankcase ($\frac{5}{16}$ " UN.C. \times $4\frac{1}{2}$ ") | 1 |
| 40 | 70-7886 | Gear — oil pump driven | 1 |
| 41 | 71-1353 | Tab washer — oil pump gear fixing | 1 |
| 42 | 14-0402 | Nut — oil pump gear fixing ($\frac{5}{16}$ " UN.F.) | 1 |
| 43 | 70-7246 | Idler gear — oil pump drive | 1 |
| 44 | 70-6885 | Bush — oil pump idler gear | 1 |
| 45 | 71-1051 | Spindle — oil pump idler gear | 1 |
| 46 | 70-6890 | Engine sprocket | 1 |
| 47 | 70-8785 | Lockwasher — engine sprocket | 1 |



CLUTCH — SHOCK ABSORBER

| Plate Ref. | Part No. | Description | Per Set |
|------------|----------|--|---------|
| | 19-7800 | Clutch assembly complete | 1 |
| | 19-7809 | Facing pack for friction plate (3SC.76014) | 1 |
| | 57-3871 | Shock absorber assembly | 1 |
| 1 | 57-4004 | Retaining plate — shock absorber | 1 |
| 2 | 57-3644 | Oil seal — clutch pull rod | 1 |
| 3 | 57-2480 | Nut — shock absorber | 1 |
| 4 | 57-2478 | Distance piece — shock absorber nut | 1 |
| 5 | 57-4324 | Rubber — shock absorber | 12 |
| 6 | 19-8692 | Primary chain — (Triplex, 82 pitch; Renold 116 038) | 1 |
| 7 | 57-3643 | Needle bearing — clutch shaft (INA. SC.228) | 1 |
| 8 | 71-1454 | Gasket — outer primary cover | 1 |
| 9 | 57-4225 | Sprocket — shock absorber | 1 |
| 10 | 57-2214 | Thrust washer — shock absorber sprocket | 1 |
| 11 | 57-4323 | Spider — shock absorber | 1 |
| 12 | 57-3646 | Thrust race — shock absorber (Torrington NTA.2233) | 1 |
| 13 | 57-3941 | Tab washer — shock absorber retaining plate bolt | 3 |
| 14 | 57-3940 | Bolt — shock absorber retaining plate (2 B.A. $\times \frac{5}{8}$ ") | 6 |
| 15 | 19-7801 | End cover assembly — clutch | 1 |
| 16 | 19-7805 | Clutch spring | 1 |
| 17 | 19-7804 | Pressure plate — clutch complete | 1 |
| 18 | 19-7803 | Friction plate — clutch | 1 |
| 19 | 68-3218 | Key — clutch hub to mainshaft | 1 |
| 20 | 57-2580 | Clutch hub | 1 |
| 21 | 71-1452 | Gasket — breather duct | 1 |
| 22 | 57-2555 | Cover — breather duct | 1 |
| 23 | 14-6515 | Screw — breather duct cover to inner cover ($\frac{1}{4}$ " UN.C. $\times 4$ ") | 1 |
| 24 | 21-0680 | Screw — cover to clutch cover (10 \times 24 t.p.i. UN.C. $\times \frac{5}{8}$ ") | 3 |
| 25 | 57-3756 | Adaptor — oil tank breather pipe | 1 |
| 26 | 57-3642 | Oil seal — cover to mainshaft | 1 |
| 27 | 57-2554 | Clutch cover | 1 |
| 28 | 14-6610 | Screw — cover to crankcase ($\frac{1}{4}$ " UN.C. $\times 1\frac{1}{2}$ ") | 3 |
| 29 | 57-2557 | Breather tube | 1 |
| 30 | 21-0681 | Nut — clutch hub to mainshaft ($\frac{9}{16}$ " UN.F.) | 1 |
| 31 | 19-7802 | Clutch housing | 1 |
| 32 | 57-2552 | Clutch pull rod | 1 |
| 33 | 19-7808 | Bearing — clutch pressure plate | 1 |
| 34 | 19-7807 | Lockwasher — end cover to housing bolt | 6 |
| 35 | 19-7806 | Bolt — end cover to housing | 12 |
| 36 | 57-2479 | Sleeve — mainshaft oil seal | 1 |

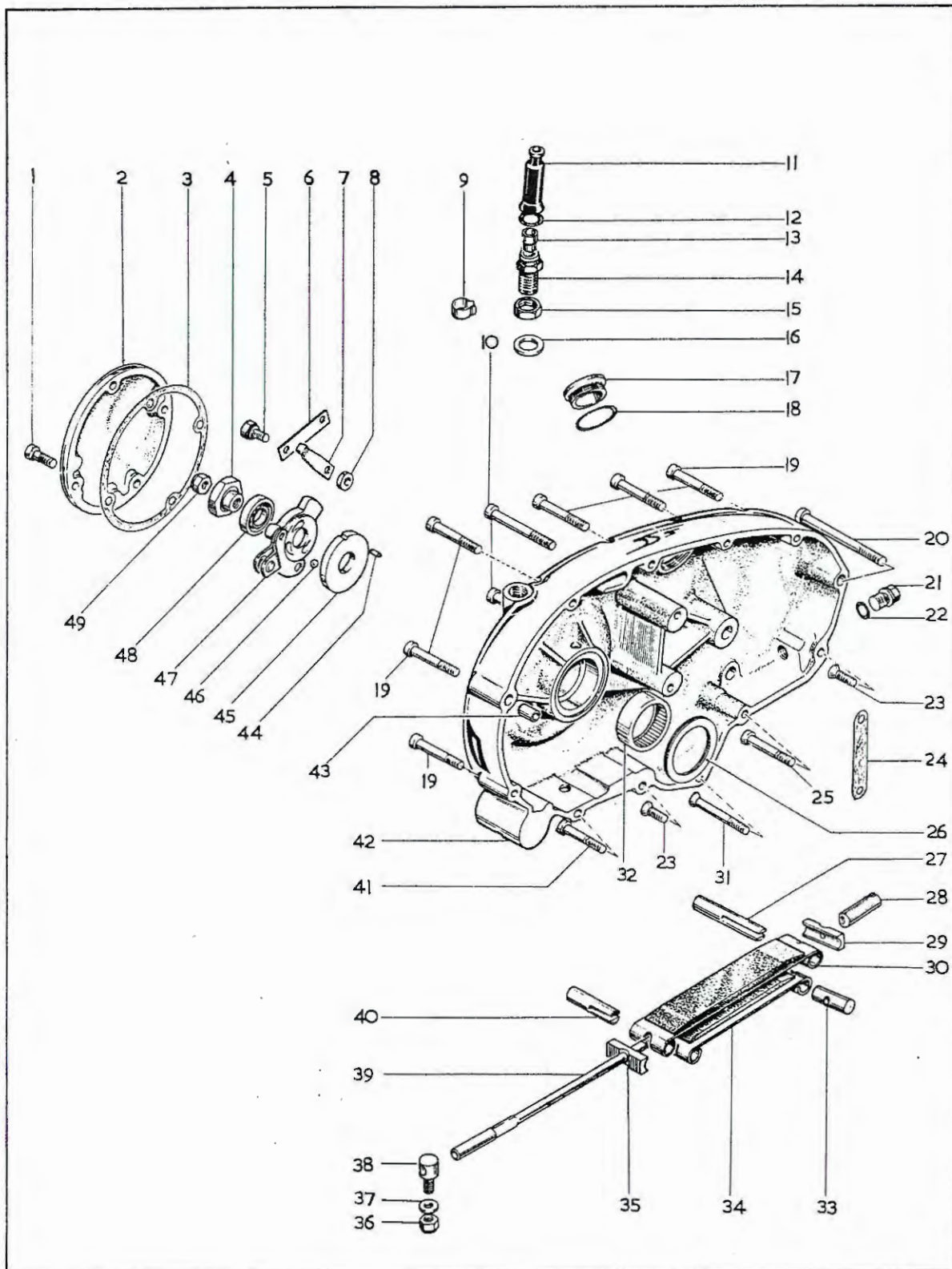


Plate 6

OUTER PRIMARY COVER — CHAIN TENSIONER — CLUTCH CONTROL

| Plate Ref. | Part No. | Description | Per Set |
|------------|----------|--|---------|
| 1 | 14-6605 | Screw — inspection cover ($\frac{1}{4}$ " UN.C. \times $\frac{5}{8}$ ") | 4 |
| 2 | 57-3954 | Inspection cover | 1 |
| 3 | 57-3955 | Gasket — inspection cover | 1 |
| 4 | 57-2553 | Sleeve nut — clutch pull rod | 1 |
| 5 | 14-6102 | Bolt — thrust plate spring ($\frac{1}{4}$ " UN.C. \times $\frac{5}{8}$ ") | 2 |
| 6 | 57-2474 | Tab washer — thrust plate spring | 1 |
| 7 | 57-2473 | Spring — clutch thrust plate | 2 |
| 8 | 57-3638 | Distance piece — clutch thrust plate spring | 2 |
| 9 | 57-3194 | Clip — clutch cable retaining | 1 |
| 10 | 14-6613 | Screw — primary outer cover ($\frac{1}{4}$ " UN.C. \times $2\frac{1}{4}$ ") | 2 |
| 11 | 68-3264 | Grommet — clutch cable | 1 |
| 12 | 57-3733 | Sealing ring — clutch cable | 1 |
| 13 | 57-1645 | Adaptor — clutch cable | 1 |
| 14 | 57-2220 | Abutment — clutch cable | 1 |
| 15 | 21-0567 | Locknut — clutch cable abutment ($\frac{1}{2}$ " UN.C.) | 1 |
| 16 | 57-3990 | Washer — clutch cable abutment locknut | 1 |
| 17 | 57-2166 | Plug — chain inspection | 1 |
| 18 | 70-8782 | "O" ring — inspection plug | 1 |
| 19 | 14-6611 | Screw — outer cover ($\frac{1}{4}$ " UN.C. \times $1\frac{3}{4}$ ") | 6 |
| 20 | 14-6615 | Screw — outer cover ($\frac{1}{4}$ " UN.C. \times 3") | 1 |
| 21 | 57-2259 | Plug — tensioner adjusting hole | 1 |
| 22 | 57-3733 | "O" ring — tensioner adjusting hole plug | 1 |
| 23 | 14-6504 | Screw — primary cover ($\frac{1}{4}$ " UN.C. \times $\frac{3}{4}$ " countersunk) | 2 |
| 24 | 71-2793 | Gasket — primary chain oiler pipe | 1 |
| 25 | 14-6612 | Screw — outer to inner cover ($\frac{1}{4}$ " UN.C. \times 2") | 1 |
| 26 | 57-2215 | Thrust washer — outer cover | 1 |
| 27 | 57-3614 | Pivot pin — chain tensioner | 1 |
| 28 | 57-3617 | Adjuster — chain tensioner | 1 |
| 29 | 70-9258 | Saddle washer — chain tensioner (front) | 2 |
| 30 | 57-3610 | Blade — chain tensioner (upper) | 1 |
| 31 | 14-6509 | Screw — primary outer cover ($\frac{1}{4}$ " UN.C. \times $1\frac{3}{4}$ " countersunk) | 1 |
| 32 | 57-3643 | Needle bearing — outer cover (INA. SC.228) | 1 |
| 33 | 70-5977 | Trunnion — lower tensioner blade | 2 |
| 34 | 70-6061 | Blade — chain tensioner (lower) | 1 |
| 35 | 70-9258 | Saddle washer — chain tensioner (rear) | 1 |
| 36 | 14-1901 | Nut — chain tensioner support ($\frac{1}{4}$ " UN.F.) | 1 |
| 37 | 57-3987 | Washer — chain tensioner support ($.251" \times .500" \times .064"$) | 1 |
| 38 | 57-3986 | Support — chain tensioner | 1 |
| 39 | 57-3983 | Tie rod — chain tensioner | 1 |
| 40 | 70-9256 | Trunnion — chain tensioner | 1 |
| 41 | 14-6610 | Screw — outer cover ($\frac{1}{4}$ " UN.C. \times $1\frac{1}{2}$ ") | 1 |
| 42 | 57-3958 | Outer cover — complete assembly | 1 |
| 43 | 76-0217 | Dowel — outer cover locating | 2 |
| 44 | 57-0912 | Peg — clutch thrust plate | 1 |
| 45 | 57-2465 | Clutch thrust plate | 1 |
| 46 | 60-2364 | Steel ball ($\frac{1}{4}$ ") | 3 |
| 47 | 57-2547 | Clutch lever | 1 |
| 48 | 57-3647 | Bearing — clutch lever (Hoffmann S5) | 1 |
| 49 | 14-0402 | Locknut — clutch pull rod ($\frac{5}{16}$ " UN.F.) | 1 |

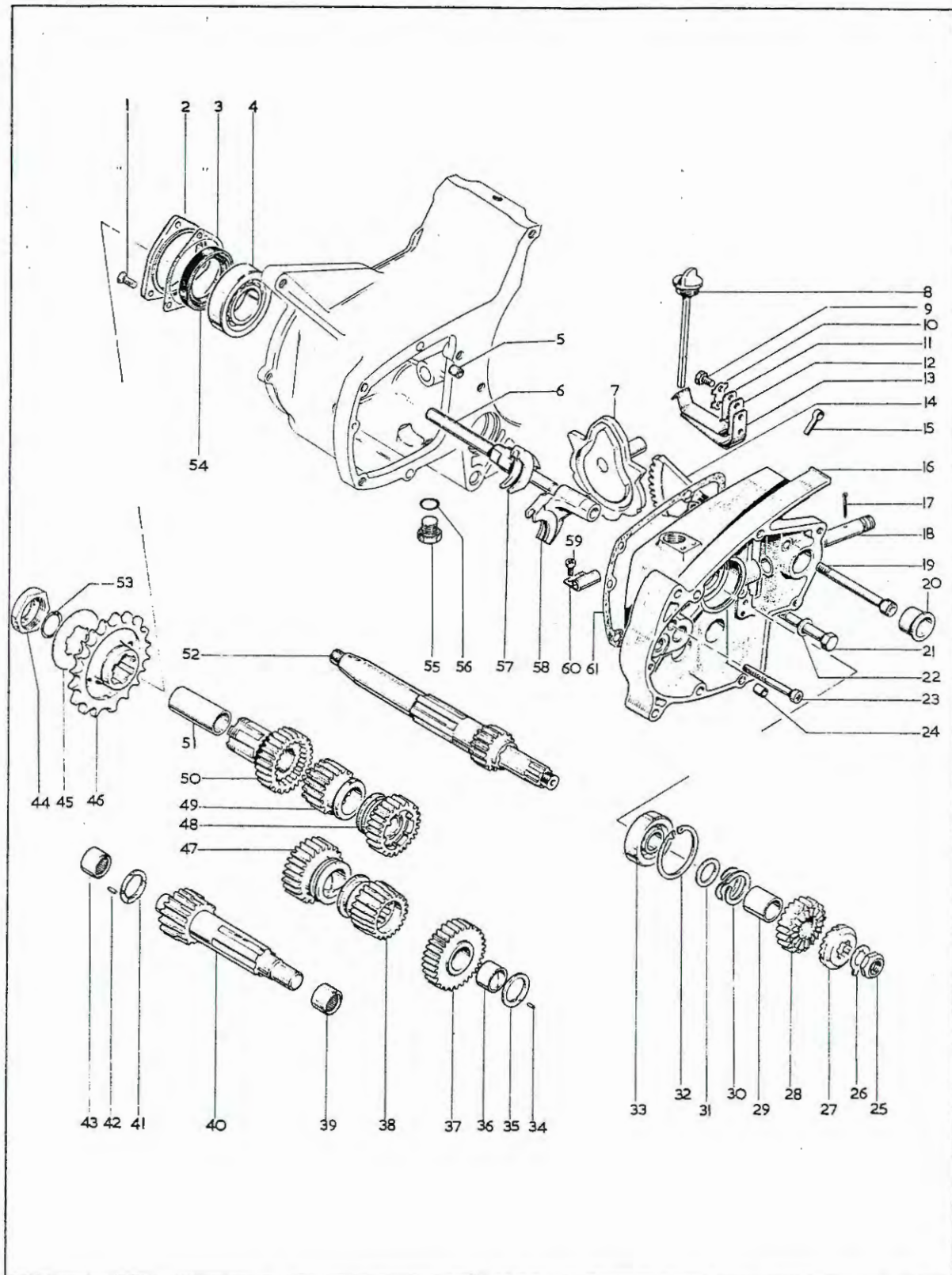
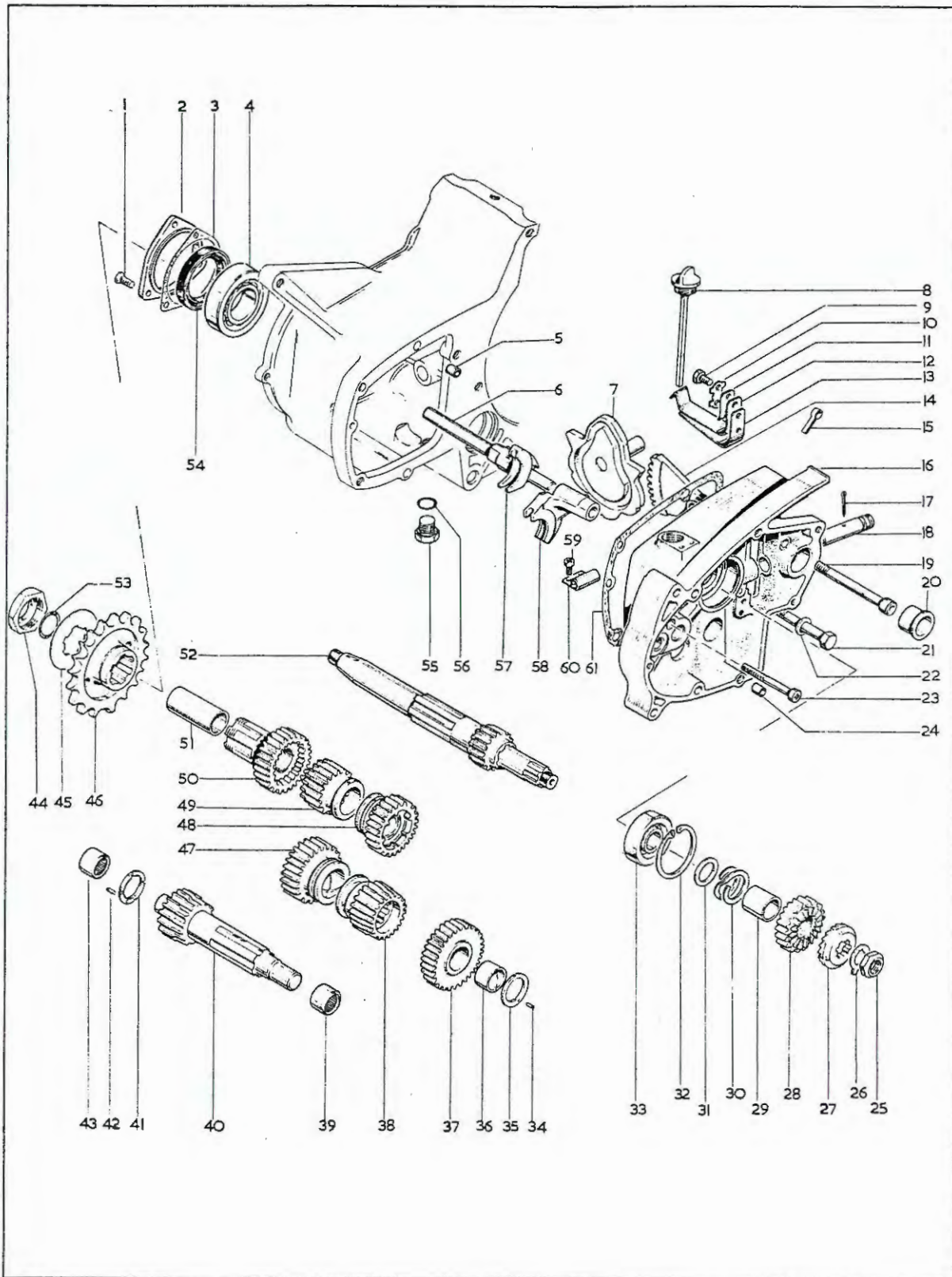


Plate 7

GEARBOX — 4-SPEED

| Plate Ref. | Part No. | Description | Per Set |
|------------|----------|---|---------|
| 1 | 14-6504 | Screw — oil seal housing to crankcase ($\frac{1}{4}$ " UN.F. countersunk) | 3 |
| 2 | 57-3633 | Oil seal housing — gearbox mainshaft | 1 |
| 3 | 71-1451 | Gasket — housing to crankcase | 1 |
| 4 | 60-3556 | Bearing — gearbox mainshaft (Hoffmann N.1443) | 1 |
| 5 | 76-0217 | Dowel — gearbox inner cover locating | 2 |
| 6 | 57-3989 | Spindle — selector fork | 1 |
| 7 | 57-4055 | Cam plate | 2 |
| 8 | 57-2656 | Dipstick — gearbox | 1 |
| 9 | 54-0043 | Set-screw — cam plate spring fixing | 1 |
| 10 | 57-4291 | Tab washer — cam plate spring fixing | 1 |
| 11 | 57-4290 | Plate — cam plate spring retaining | 1 |
| 12 | 57-4288 | Spring — cam plate | 1 |
| 13 | 57-4289 | Support — cam plate spring | 1 |
| 14 | 57-0397 | Quadrant — gear selector | 1 |
| 15 | 40-9190 | Cable clip — alternator | 1 |
| 16 | 57-4329 | Inner cover — gearbox | 1 |
| 17 | 60-1928 | Split pin — quadrant spindle ($5/64" \times 1\frac{3}{8}"$) | 2 |
| 18 | 57-1896 | Spindle — selector quadrant | 1 |
| 19 | 14-7101 | Screw — socket, inner cover to crankcase ($\frac{5}{16}"$ UN.C. $\times 3\frac{1}{4}"$) | 1 |
| 20 | 57-0412 | Bush — gearchange quadrant | 1 |
| 21 | 14-6121 | Bolt — inner cover to crankcase ($\frac{5}{16}"$ UN.C. $\times 2\frac{1}{2}"$) | 1 |
| 22 | 75-0176 | Washer — inner cover to crankcase bolt ($.328" \times .531" \times .048"$) | 1 |
| 23 | 14-6614 | Screw — inner cover to crankcase ($\frac{1}{4}"$ UN.C. $\times 2\frac{1}{2}"$) | 2 |
| 24 | 76-0217 | Dowel — outer cover locating | 2 |
| 25 | 21-0594 | Nut — kickstart ratchet retaining ($\frac{9}{16}"$ UN.F.) | 1 |
| 26 | 57-0732 | Lockwasher — kickstart ratchet retaining nut | 1 |
| 27 | 57-0731 | Kickstart ratchet | 1 |
| 28 | 57-0730 | Kickstart ratchet pinion | 1 |
| 29 | 57-1963 | Bush — kickstart ratchet pinion | 1 |
| 30 | 57-1250 | Spring — kickstart ratchet | 1 |
| 31 | 57-1962 | Washer — kickstart pinion sleeve | 1 |
| 32 | 57-4113 | Circlip — mainshaft inner cover bearing | 1 |
| 33 | 60-3552 | Bearing — mainshaft, inner cover (Hoffmann LS.8) | 1 |
| 34 | 57-0912 | Peg — thrust washer, layshaft | 1 |
| 35 | 57-1607 | Thrust washer — layshaft | 1 |



GEARBOX — 4-SPEED

| Plate Ref. | Part No. | Description | Per Set |
|------------|----------|--|---------|
| 36 | 57-0928 | Bush — layshaft first gear | 1 |
| 37 | 57-3862 | Layshaft first gear complete | 1 |
| 37 | 57-3163* | Layshaft first gear complete | 1 |
| 38 | 57-3890 | Layshaft third gear | 1 |
| 38 | 57-3890 | Layshaft third gear | 1 |
| 38 | 57-4168* | Layshaft third gear complete | 1 |
| 39 | 57-1614 | Needle bearing — layshaft, inner cover (Torrington B.1112) | 1 |
| 40 | 57-4345 | Layshaft with top gear | 1 |
| 40 | 57-4162* | Layshaft with top gear | 1 |
| 41 | 57-1607 | Thrust washer — layshaft | 1 |
| 42 | 57-0912 | Peg — thrust washer, layshaft (left) | 1 |
| 43 | 57-1606 | Needle bearing — layshaft (Torrington 11121) | 1 |
| 44 | 57-4051 | Nut — gearbox final drive sprocket | 1 |
| 45 | 57-2116 | Lockwasher — gearbox sprocket nut | 1 |
| 46 | 57-1918 | Sprocket — gearbox final drive (19 teeth) | 1 |
| 47 | 57-3861 | Layshaft second gear | 1 |
| 47 | 57-4166* | Layshaft second gear | 1 |
| 48 | 57-3889 | Mainshaft third gear | 1 |
| 48 | 57-4169* | Mainshaft third gear | 1 |
| 49 | 57-3857 | Mainshaft second gear | 1 |
| 49 | 57-4167* | Mainshaft second gear | 1 |
| 50 | 57-2176 | Mainshaft top gear complete | 1 |
| 50 | 57-4177* | Mainshaft top gear complete | 1 |
| 51 | 57-4314 | Bush — mainshaft top gear | 1 |
| 52 | 57-4175 | Mainshaft with first gear | 1 |
| 52 | 57-4178* | Mainshaft with first gear | 1 |
| 53 | 57-4054 | “O” ring — gearbox sprocket nut | 1 |
| 54 | 57-3634 | Oil seal — gearbox mainshaft | 1 |
| 55 | 21-1872 | Drain plug — gearbox | 1 |
| 56 | 70-8896 | “O” ring — drain plug | 1 |
| 57 | 57-4308 | Selector fork — mainshaft | 1 |
| 58 | 57-4307 | Selector fork — layshaft | 1 |
| 59 | 21-1862 | “Taptite” screw — cable clip (6 UN.C. × 32 t.p.i. × $\frac{1}{4}$ ") | 2 |
| 60 | 70-9327 | Cable clip | 1 |
| 61 | 71-1447 | Gasket — inner cover to crankcase | 1 |

*Close ratio gears.

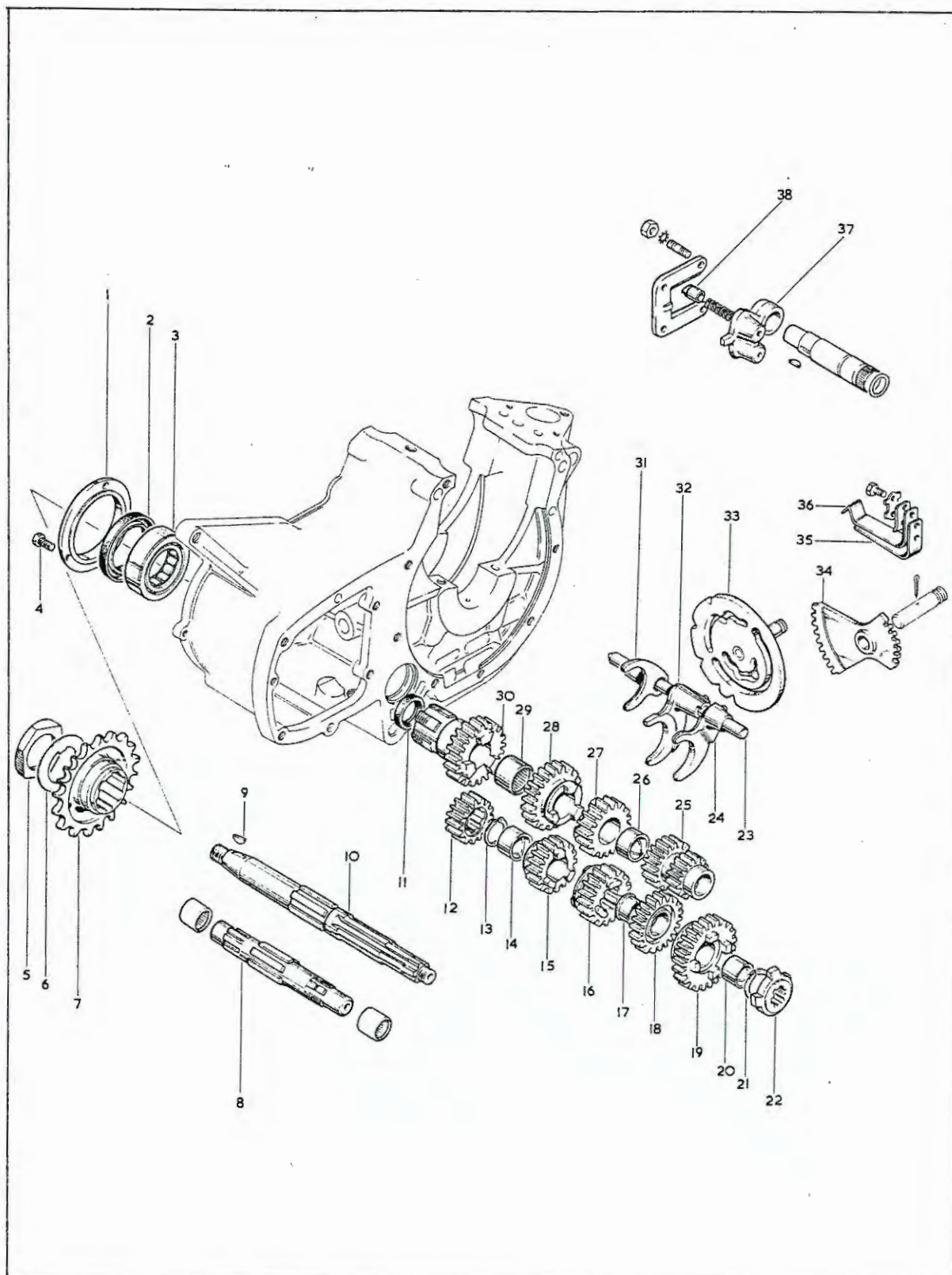


Plate 8

GEARBOX — 5-SPEED (as standard 4-speed unit except for the following)

| Plate Ref. | Part No. | Description | Per Set |
|------------|----------|---|---------|
| 1 | 57-4394 | Oil seal housing — gearbox mainshaft | 1 |
| 2 | 60-3510 | Oil seal — gearbox mainshaft | 1 |
| 3 | 60-3531 | Bearing — gearbox mainshaft | 1 |
| 4 | 21-2106 | Screw — oil seal housing to crankcase ($\frac{1}{4}$ " UN.C. $\times \frac{9}{16}$ ") | 3 |
| 5 | 57-4396 | Nut — gearbox final drive sprocket | 1 |
| 6 | 57-4395 | Lockwasher — gearbox sprocket nut | 1 |
| 7 | 57-4397 | Sprocket — gearbox final drive | 1 |
| 8 | 57-4382 | Layshaft complete with fourth and top gears | 1 |
| 8 | 57-4371 | Layshaft only | 1 |
| 9 | 68-3218 | Key — clutch hub to mainshaft | 1 |
| 10 | 57-4370 | Mainshaft | 1 |
| 11 | 60-3500 | Oil seal — mainshaft top gear | 1 |
| 12 | 57-4383 | Pinion — layshaft top gear | 1 |
| 13 | 60-3494 | Circlip — layshaft fourth gear | 1 |
| 14 | 57-4386 | Bush — layshaft fourth gear | 1 |
| 15 | 57-4384 | Pinion — layshaft fourth gear | 1 |
| 16 | 57-4387 | Pinion — layshaft third gear | 1 |
| 17 | 57-4390 | Bush — layshaft second gear | 1 |
| 18 | 57-4388 | Pinion — layshaft second gear | 1 |
| 19 | 57-4391 | Pinion — layshaft first gear | 1 |
| 20 | 57-4393 | Bush — layshaft first gear | 1 |
| 21 | 60-3494 | Circlip — layshaft driving dog | 1 |
| 22 | 57-4381 | Driving dog — layshaft | 1 |
| 23 | 57-3989 | Spindle — selector forks | 1 |
| 24 | 57-4368 | Selector fork — layshaft first gear | 1 |
| 25 | 57-4380 | Pinion — mainshaft first and second gear | 1 |
| 26 | 57-4379 | Bush — mainshaft third gear | 1 |
| 27 | 57-4377 | Pinion — mainshaft third gear | 1 |
| 28 | 57-4376 | Pinion — mainshaft fourth gear | 1 |
| 29 | 60-3511 | Needle bearing — mainshaft high gear | 2 |
| 30 | 57-4423 | Top gear complete — mainshaft | 1 |
| 31 | 57-4364 | Selector fork — mainshaft | 1 |
| 32 | 57-4366 | Selector fork — layshaft third gear | 1 |
| 33 | 57-4360 | Cam plate | 1 |
| 34 | 57-4363 | Quadrant — gearchange | 1 |
| 35 | 57-4401 | Support — cam plate spring | 1 |
| 36 | 57-4402 | Cam plate spring | 1 |
| 37 | 57-4374 | Quadrant — gearchange plunger | 1 |
| 38 | 57-4403 | Plunger — gearchange quadrant | 1 |

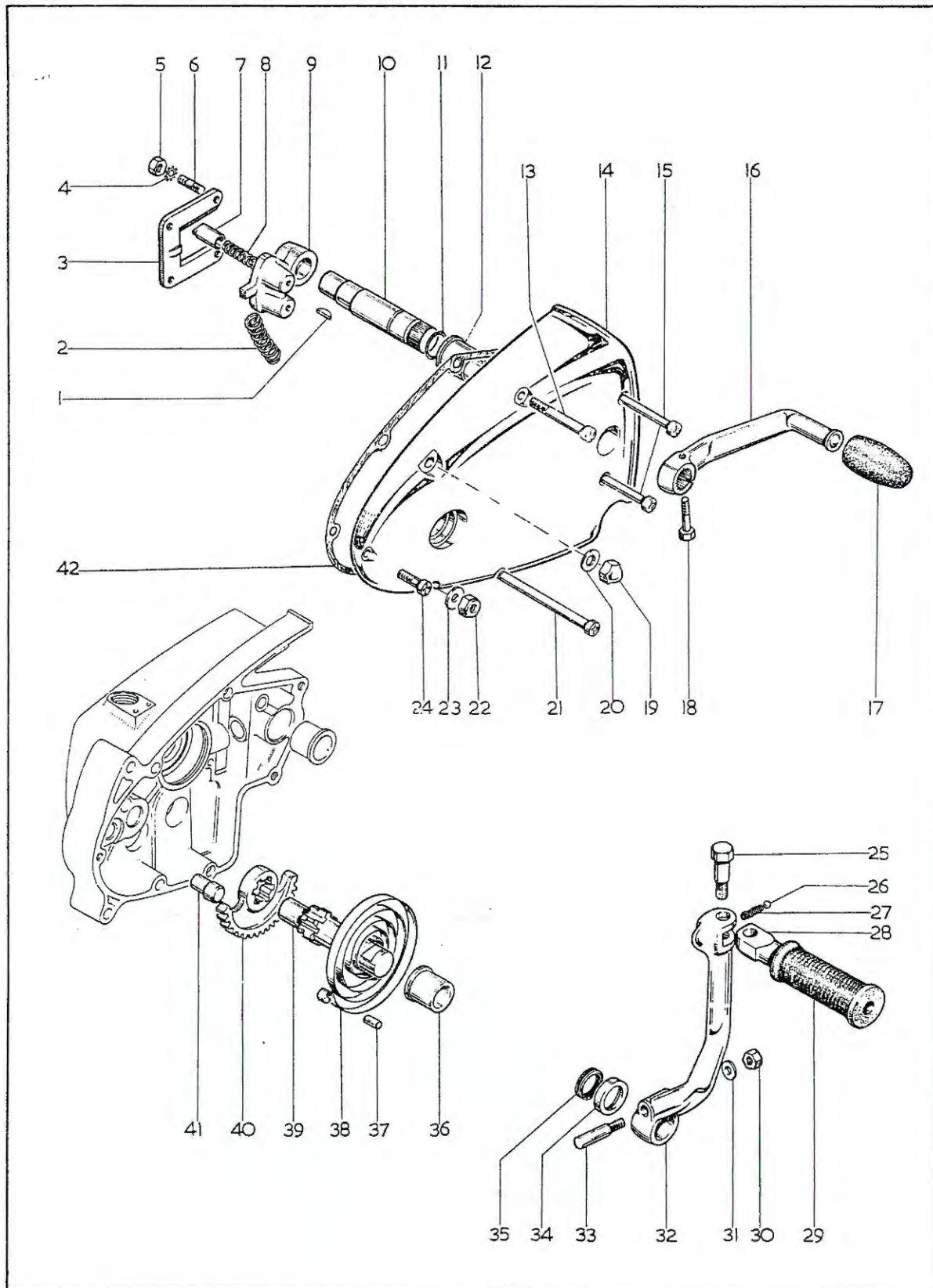


Plate 9

GEARBOX COVER — GEARCHANGE — KICKSTART CRANK

| Plate Ref. | Part No. | Description | Per Set |
|------------|----------|--|---------|
| 1 | 71-0037 | Key — quadrant to spindle | 1 |
| 2 | 57-0404 | Spring — footchange pedal return | 2 |
| 3 | 57-0407 | Plate — gear control guide | 1 |
| 4 | 29-0541 | Washer — shakeproof, guide plate nut ($\cdot 265'' \times \cdot 468'' \times \cdot 024''$) | 4 |
| 5 | 14-0301 | Nut — gear control guide plate stud ($\frac{1}{4}''$ UN.F.) | 4 |
| 6 | 21-0547 | Stud — gear control guide plate ($\frac{1}{4}''$ UN.C./UN.F. $\times \frac{7}{8}''$) | 4 |
| 7 | 57-0406 | Plunger — gearchange quadrant | 2 |
| 8 | 57-0405 | Spring — gearchange quadrant | 2 |
| 9 | 57-0409 | Quadrant — gearchange plunger | 1 |
| 10 | 57-3758 | Spindle — gearchange quadrant | 1 |
| 11 | 40-0323 | “O” ring — gearchange quadrant spindle | 1 |
| 12 | 57-3759 | Bush — outer cover, gearchange quadrant spindle | 1 |
| 13 | 14-6613 | Screw — outer to inner cover ($\frac{1}{4}''$ UN.C. $\times 2\frac{1}{4}''$) | 1 |
| 14 | 57-2603 | Outer cover — gearbox | 1 |
| 15 | 14-6615 | Screw — outer to inner cover ($\frac{1}{4}''$ UN.C. $\times 3''$) | 2 |
| 16 | 57-3757 | Pedal — gearchange | 1 |
| 17 | 89-3208 | Rubber — gearchange pedal | 1 |
| 18 | 14-0201 | Bolt — gearchange pedal clamping | 1 |
| 19 | 21-0544 | Nut — domed, outer cover stud, top ($\frac{5}{16}''$ UN.F.) | 1 |
| 20 | 54-0055 | Washer — outer cover domed nut ($\cdot 344'' \times \cdot 625'' \times \cdot 063''$) | 1 |
| 21 | 21-1860 | Screw — outer cover to crankcase ($\frac{1}{4}''$ UN.C. $\times 5\frac{3}{8}''$) | 1 |
| 22 | 14-1302 | Locknut — outer cover bottom stud ($\frac{1}{16}''$ UN.F.) | 1 |
| 23 | 54-0055 | Washer — outer cover bottom stud ($\cdot 344'' \times \cdot 625'' \times \cdot 063''$) | 1 |
| 24 | 14-6608 | Screw — outer to inner cover ($\frac{1}{4}''$ UN.C. $\times 1''$) | 1 |
| 25 | 21-0541 | Bolt — kickstart pedal pivot | 1 |
| 26 | 60-2364 | Steel ball — kickstart folding pedal ($\frac{1}{4}''$ diameter) | 1 |
| 27 | 40-3085 | Spring — kickstart folding pedal | 1 |
| 28 | 57-1272 | Folding pedal — kickstart crank | 1 |
| 29 | 57-2330 | Rubber — kickstart pedal | 1 |
| 30 | 75-0053 | Nut — kickstart crank cotter | 1 |
| 31 | 68-0331 | Washer — kickstart crank cotter ($\cdot 280'' \times \cdot 500'' \times \cdot 064''$) | 1 |
| 32 | 57-2173 | Kickstart crank | 1 |
| 32 | 57-3632 | Kickstart crank — complete assembly | 1 |
| 33 | 75-3143 | Cotter — kickstart crank | 1 |
| 34 | 57-1955 | Oil seal housing — kickstart crank | 1 |
| 35 | 57-1956 | Oil seal — kickstart crank | 1 |
| 36 | 57-0023 | Bush — kickstart shaft | 1 |
| 37 | 57-0047 | Anchor pin — kickstart return spring | 1 |
| 38 | 57-0031 | Spring — kickstart return | 1 |
| 39 | 57-0024 | Shaft — kickstart quadrant | 1 |
| 40 | 57-4117 | Kickstart quadrant | 1 |
| 40 | 57-2297 | Kickstart quadrant and spindle — complete assembly | 1 |
| 41 | 57-3727 | Stop peg — kickstart quadrant | 1 |
| 42 | 71-1450 | Gasket — inner to outer cover | 1 |

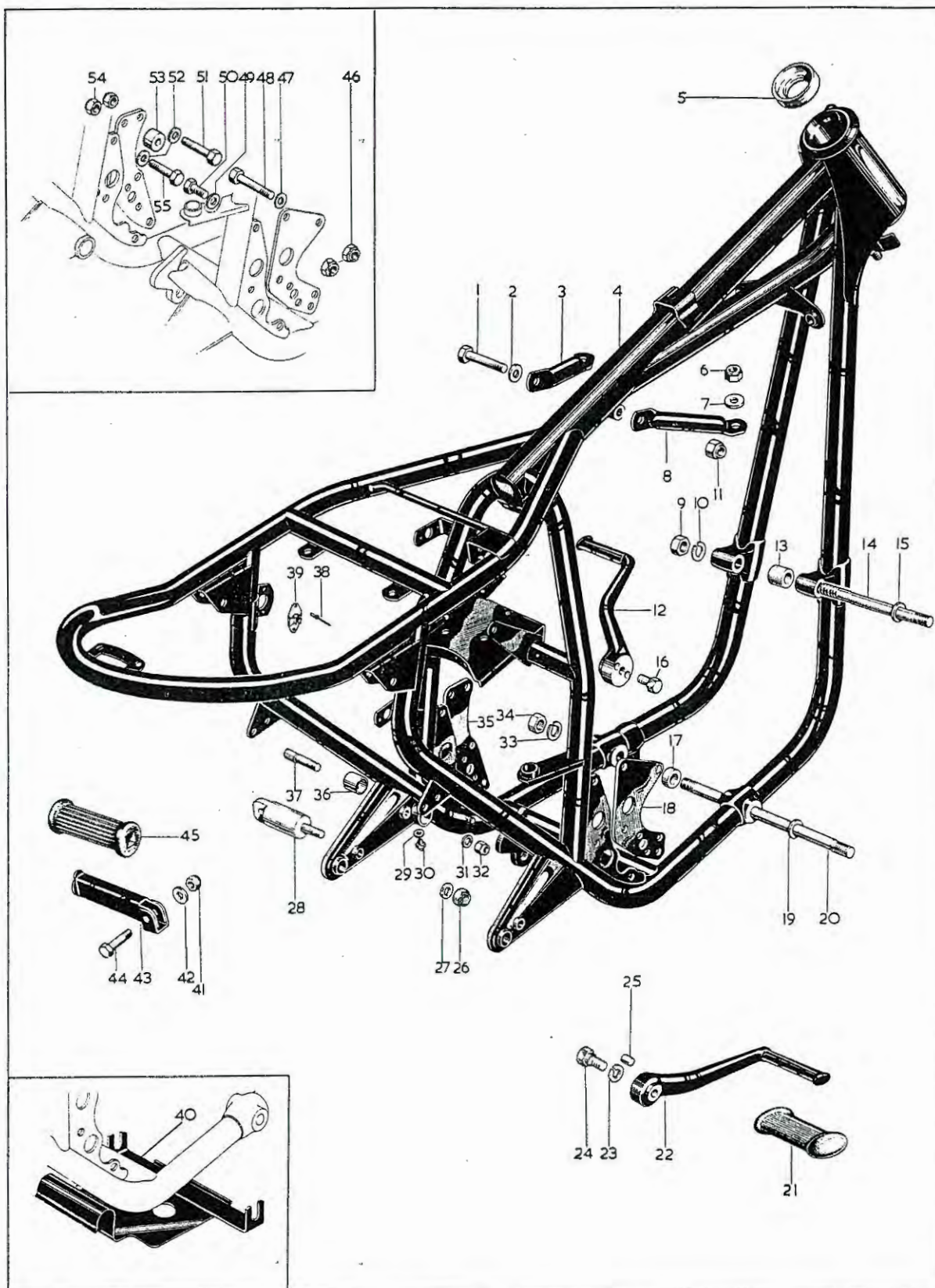
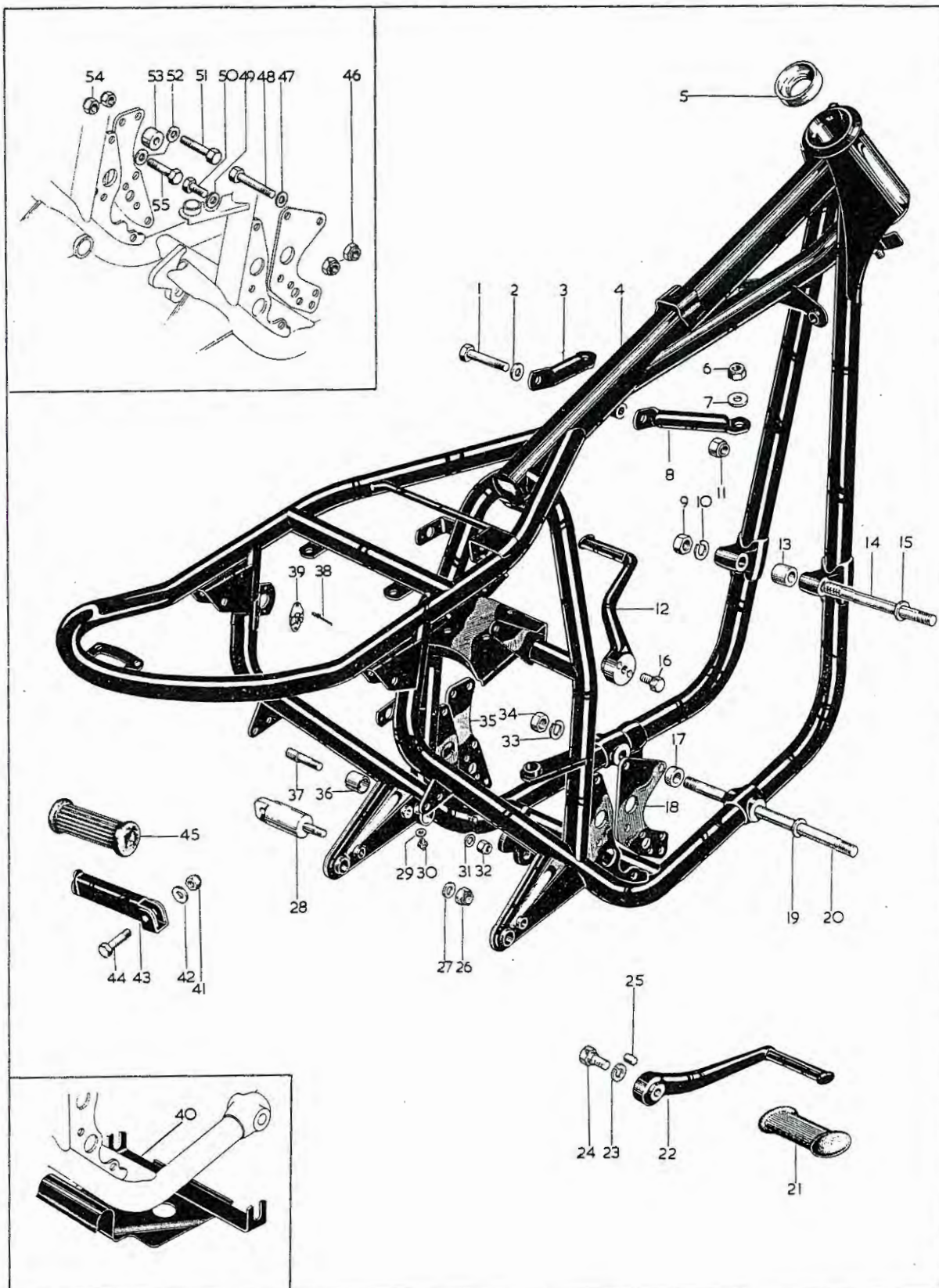


Plate 10

FRAME AND FITTINGS

| Plate Ref. | Part No. | Description | Per Set |
|------------|----------|--|---------|
| 1 | 14-0237 | Bolt — steady stay to frame ($\frac{3}{8}$ " UN.F. \times 2 $\frac{1}{2}$ ") | 1 |
| 2 | 02-2138 | Washer — steady stay to frame ($\cdot 380$ " \times $\cdot 750$ " \times $\cdot 064$ ") | 1 |
| 3 | 82-9378 | Steady stay — left | 1 |
| 4 | 83-3262 | Frame complete | 1 |
| 5 | 97-0111 | Cup — steering head | 2 |
| 6 | 14-1302 | Locknut — steady stay to cylinder head ($\frac{1}{16}$ " UN.F.) | 2 |
| 7 | 60-2321 | Washer — steady stay to cylinder head ($\cdot 333$ " \times $\cdot 625$ " \times $\cdot 072$ ") | 2 |
| 8 | 82-9379 | Steady stay — right | 1 |
| 9 | 14-0304 | Nut — front engine mounting stud ($\frac{7}{16}$ " UN.F.) | 2 |
| 10 | 02-1967 | Washer — spring, front engine mounting stud ($\cdot 440$ " \times $\cdot 875$ " \times $\cdot 064$ ") | 2 |
| 11 | 14-1903 | Nut — steady stay to frame ($\frac{3}{8}$ " UN.F.) | 1 |
| 12 | 82-9625 | Footrest — left | 1 |
| 13 | 82-8508 | Spacer — front engine mounting stud | 1 |
| 14 | 21-0779* | Stud — engine mounting, front ($\frac{7}{16}$ " UN.F. \times 7") | 1 |
| 15 | 15-0431 | Washer — front engine mounting stud ($\cdot 447$ " \times $\cdot 750$ " \times $\cdot 064$ ") | 2 |
| 16 | 14-0145 | Bolt — footrest, left ($\frac{1}{2}$ " UN.F. \times 1") | 1 |
| 17 | 82-8510 | Spacer — bottom engine stud | 1 |
| 18 | 82-9642 | Engine plate — right | 1 |
| 19 | 15-0431 | Washer — bottom engine stud ($\cdot 447$ " \times $\cdot 750$ " \times $\cdot 064$ ") | 2 |
| 20 | 21-0780* | Stud — bottom engine mounting ($\frac{7}{16}$ " UN.F. \times 11 $\frac{1}{8}$ ") | 1 |
| 21 | 82-9686 | Rubber — footrest (left) | 1 |
| 21 | 40-4850 | Rubber — footrest (right) | 1 |
| 22 | 82-9624 | Footrest — right | 1 |
| 23 | 03-0107 | Spring washer — footrest bolt ($\cdot 531$ " \times $\cdot 763$ " \times $\cdot 116$ ") | 2 |
| 24 | 21-2018 | Bolt — right footrest ($\frac{1}{2}$ " UN.F. \times 1 $\frac{1}{4}$ ") | 1 |
| 25 | 82-5943 | Footrest peg | 4 |
| 26 | 14-1303 | Locknut — pillion footrest anchor bolt ($\frac{3}{8}$ " UN.F.) | 2 |
| 27 | 60-2322 | Washer — pillion footrest anchor bolt ($\cdot 395$ " \times $\cdot 750$ " \times $\cdot 072$ ") | 2 |
| 28 | 82-9653 | Anchor bolt — pillion footrest | 2 |



FRAME AND FITTINGS

| Plate Ref. | Part No. | Description | Per Set |
|------------|----------|--|---------|
| 29 | 54-4302 | Washer — fibre, grease nipple | 1 |
| 30 | 47-9012 | Grease nipple — brake pedal | 1 |
| 31 | 60-2330 | Washer — stop peg ($\cdot 333" \times \cdot 625" \times \cdot 040"$) | 1 |
| 32 | 14-1302 | Locknut — stop peg ($\frac{5}{16}"$ UN.F.) | 1 |
| 33 | 02-1967 | Washer — spring, bottom engine stud ($\cdot 440" \times \cdot 875" \times \cdot 064"$) | 2 |
| 34 | 14-0304 | Nut — bottom engine mounting stud ($\frac{7}{16}"$ UN.F.) | 2 |
| 35 | 82-9641 | Engine plate — left | 1 |
| 36 | 82-8918 | Bush — brake pedal | 1 |
| 37 | 82-8513 | Stop peg — brake pedal | 1 |
| 38 | 68-9337 | Rivet — "Oddie" clip | 6 |
| 39 | 68-9115 | "Oddie" clip | 3 |
| 40 | 82-9684 | Engine shield | 1 |
| 41 | 14-1302 | Locknut — pillion footrest swivel bolt ($\frac{5}{16}"$ UN.F.) | 2 |
| 42 | 60-2330 | Washer — swivel bolt ($\cdot 333" \times \cdot 625" \times \cdot 040"$) | 2 |
| 43 | 68-4835 | Pillion footrest complete | 2 |
| 44 | 14-0217 | Swivel bolt — pillion footrest ($\frac{5}{16}"$ UN.F. $\times 1\frac{1}{4}"$) | 2 |
| 45 | 29-7583 | Rubber — pillion footrest | 2 |
| 46 | 14-1302 | Locknut — rear engine plate bolt ($\frac{5}{16}"$ UN.F.) | 5 |
| 47 | 02-0923 | Washer — rear engine plate bolt ($\cdot 317" \times \cdot 625" \times \cdot 064"$) | 5 |
| 48 | 14-0221 | Bolt — engine to right engine plate ($\frac{5}{16}"$ UN.F. $\times 2"$) | 2 |
| 49 | 02-0923 | Washer — rear engine plate bolt ($\cdot 317" \times \cdot 625" \times \cdot 064"$) | 5 |
| 50 | 14-0115 | Bolt — right engine plate to frame ($\frac{5}{16}"$ UN.F. $\times \frac{7}{8}"$) | 3 |
| 51 | 14-0220 | Bolt — engine to left engine plate ($\frac{5}{16}"$ UN.F. $\times 1\frac{3}{4}"$) | 2 |
| 52 | 02-0923 | Washer — rear engine plate bolts ($\cdot 317" \times \cdot 625" \times \cdot 064"$) | 10 |
| 53 | 82-8509 | Spacer — rear engine plate (left) | 3 |
| 54 | 14-1302 | Locknut — rear engine plate bolt ($\frac{5}{16}"$ UN.F.) | 5 |
| 55 | 14-0218 | Bolt — left engine plate to frame ($\frac{5}{16}"$ UN.F. $\times 1\frac{3}{8}"$) | 3 |

*Special material: 14—EN16T. 20—EN16T.

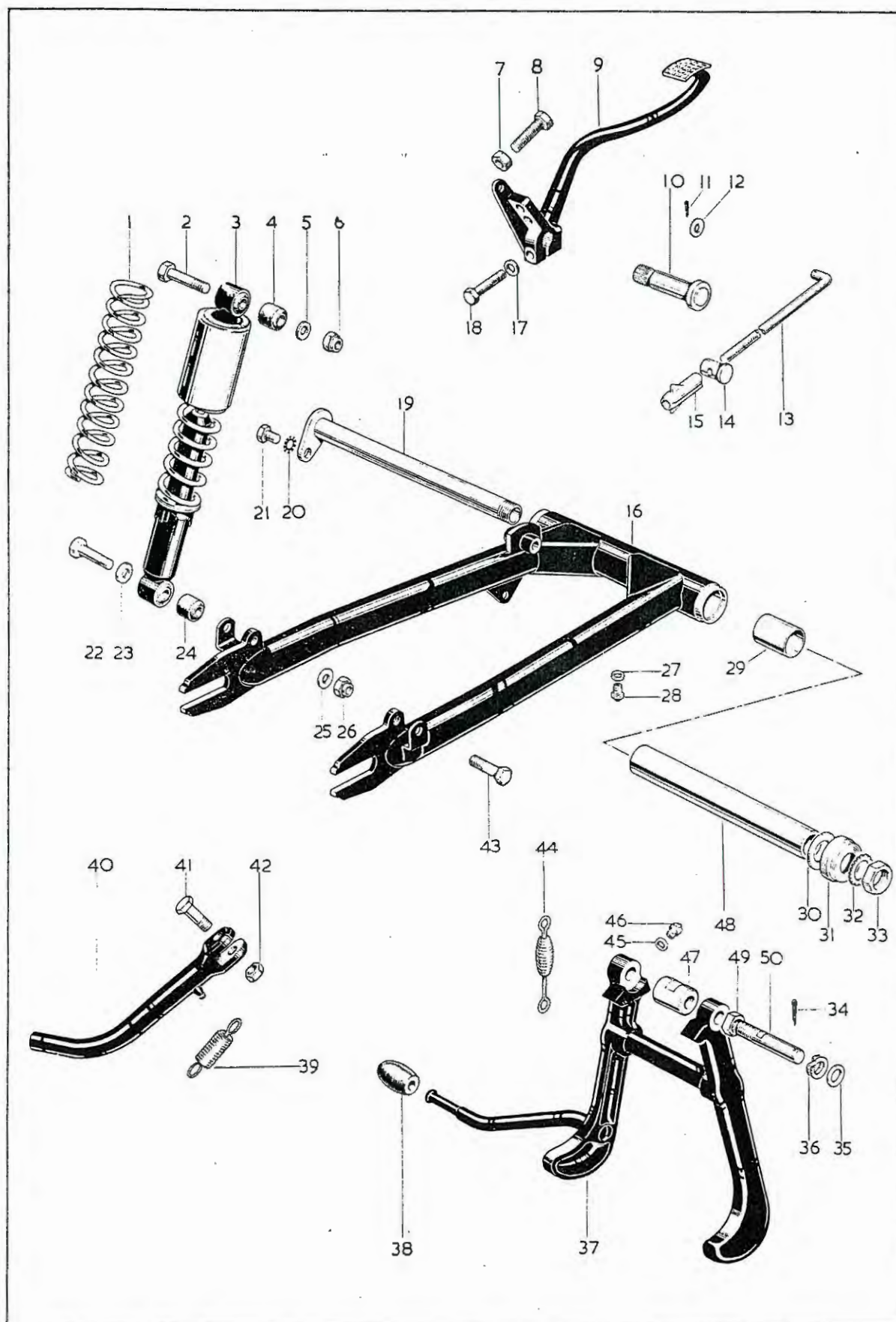


Plate 11

SWINGING ARM — CENTRE STAND — REAR BRAKE CONTROL

| Plate Ref. | Part No. | Description | Per Set |
|------------|----------|--|---------|
| 1 | 19-7447 | Damper spring (Girling 64544120) | 2 |
| 2 | 14-0235 | Bolt — damper mounting, top ($\frac{3}{8}$ " UN.F. \times 2") | 2 |
| 3 | 19-7472 | Damper unit complete (Girling 64052105) | 2 |
| 4 | 19-5305 | Bush — rear damper, top (Girling 64533645) | 2 |
| 5 | 70-8770 | Washer — damper mounting, top ($\cdot 391$ " \times $\cdot 625$ " \times $\cdot 064$ ") | 2 |
| 6 | 14-1303 | Locknut — damper mounting, top ($\frac{3}{8}$ " UN.F.) | 2 |
| 7 | 14-0401 | Locknut — brake pedal stop screw ($\frac{1}{4}$ " UN.F.) | 1 |
| 7 | 14-0401 | Locknut — stop switch adjuster screw ($\frac{1}{4}$ " UN.F.) | 1 |
| 8 | 14-0106 | Screw — brake pedal stop ($\frac{1}{4}$ " UN.F. \times $1\frac{1}{4}$ ") | 1 |
| 8 | 14-0106 | Screw — stop switch adjuster ($\frac{1}{4}$ " UN.F. \times $1\frac{1}{4}$ ") | 1 |
| 9 | 83-3239 | Pedal — rear brake | 1 |
| 10 | 83-3241 | Shaft — brake pedal operating | 1 |
| 11 | 60-2683 | Split pin — brake rod ($\frac{1}{16}$ " \times $\frac{3}{8}$ ") | 1 |
| 12 | 40-2705 | Plain washer — brake rod ($\cdot 265$ " \times $\cdot 468$ " \times $\cdot 064$ ") | 1 |
| 13 | 83-3242 | Brake rod | 1 |
| 14 | 37-1467 | Pivot pin — brake rod | 1 |
| 15 | 82-7387 | Adjuster nut — brake rod | 1 |
| 16 | 83-3243 | Swinging arm complete with bushes | 1 |
| 17 | 15-5155 | Washer — brake pedal pinch bolt ($\cdot 328$ " \times $\cdot 505$ " \times $\cdot 048$ ") | 1 |
| 18 | 14-0217 | Bolt — brake pedal pinch bolt ($\frac{5}{16}$ " UN.F. \times $1\frac{1}{4}$ ") | 1 |
| 19 | 82-8468 | Spindle — swinging arm | 1 |
| 20 | 36-0382 | Washer — spring, spindle locking plate ($\frac{5}{16}$ " | 1 |
| 21 | 14-0113 | Bolt — spindle locking plate ($\frac{5}{16}$ " UN.F. \times $\frac{3}{8}$ ") | 1 |
| 22 | 21-2099 | Bolt — damper bottom mounting, left ($\frac{3}{8}$ " UN.F. \times $1\frac{1}{8}$ ") | 1 |
| 23 | 54-4307 | Washer — damper mounting, bottom ($\cdot 406$ " \times $\cdot 750$ " \times $\cdot 063$ ") | 2 |
| 24 | 19-5305 | Bush — rear damper, bottom (Girling 64533645) | 2 |
| 25 | 02-2138 | Washer — damper mounting, bottom ($\cdot 380$ " \times $\cdot 750$ " \times $\cdot 064$ ") | 2 |
| 26 | 14-1303 | Locknut — damper mounting, bottom ($\frac{3}{8}$ " UN.F.) | 2 |
| 27 | 54-4302 | Washer — fibre, grease nipple | 1 |
| 28 | 47-9012 | Grease nipple — swinging arm | 1 |
| 29 | 82-8475 | Bush — swinging arm | 2 |
| 30 | 82-8478 | Thrust bearing — swinging arm | 2 |
| 31 | 82-8477 | Dust cap — swinging arm bearing | 2 |
| 32 | 42-4364 | Shakeproof washer ($\cdot 825$ " \times $1\cdot 250$ " \times $\cdot 050$ ") | 1 |
| 33 | 21-0755 | Nut — swinging arm spindle ($\frac{11}{16}$ " UN.F.) | 1 |
| 34 | 60-2683 | Split pin — centre stand spindle ($\frac{1}{16}$ " \times $\frac{3}{8}$ ") | 2 |
| 35 | 75-0039 | Plain washer — centre stand spindle | 2 |
| 36 | 03-1346 | Spring washer — centre stand spindle ($\cdot 531$ " \times $\cdot 875$ " \times $\cdot 040$ " double) | 2 |
| 37 | 83-1628 | Centre stand | 1 |
| 38 | 57-2331 | Rubber — centre stand pedal | 1 |
| 39 | 82-8382 | Spring — prop stand return | 1 |
| 40 | 82-8660 | Prop stand | 1 |
| 41 | 21-0769 | Bolt — prop stand ($\frac{7}{16}$ " UN.F. \times $1\frac{5}{16}$ ") | 1 |
| 42 | 14-0404 | Locknut — prop stand bolt ($\frac{7}{16}$ " UN.F.) | 1 |
| 43 | 21-2099 | Bolt — damper bottom mounting, right ($\frac{3}{8}$ " UN.F. \times $1\frac{1}{8}$ ") | 1 |
| 44 | 68-4708 | Spring — centre stand return | 1 |
| 45 | 54-4302 | Washer — fibre, centre stand grease nipple | 2 |
| 46 | 47-9012 | Grease nipple — centre stand | 2 |
| 47 | 82-8582 | Coupling — centre stand pivot | 1 |
| 48 | 82-8476 | Spacer tube — swinging arm | 1 |
| 49 | 14-0405 | Nut — centre stand pivot ($\frac{1}{2}$ " UN.F.) | 2 |
| 50 | 83-1535 | Pivot bar — centre stand | 2 |

Plate 12

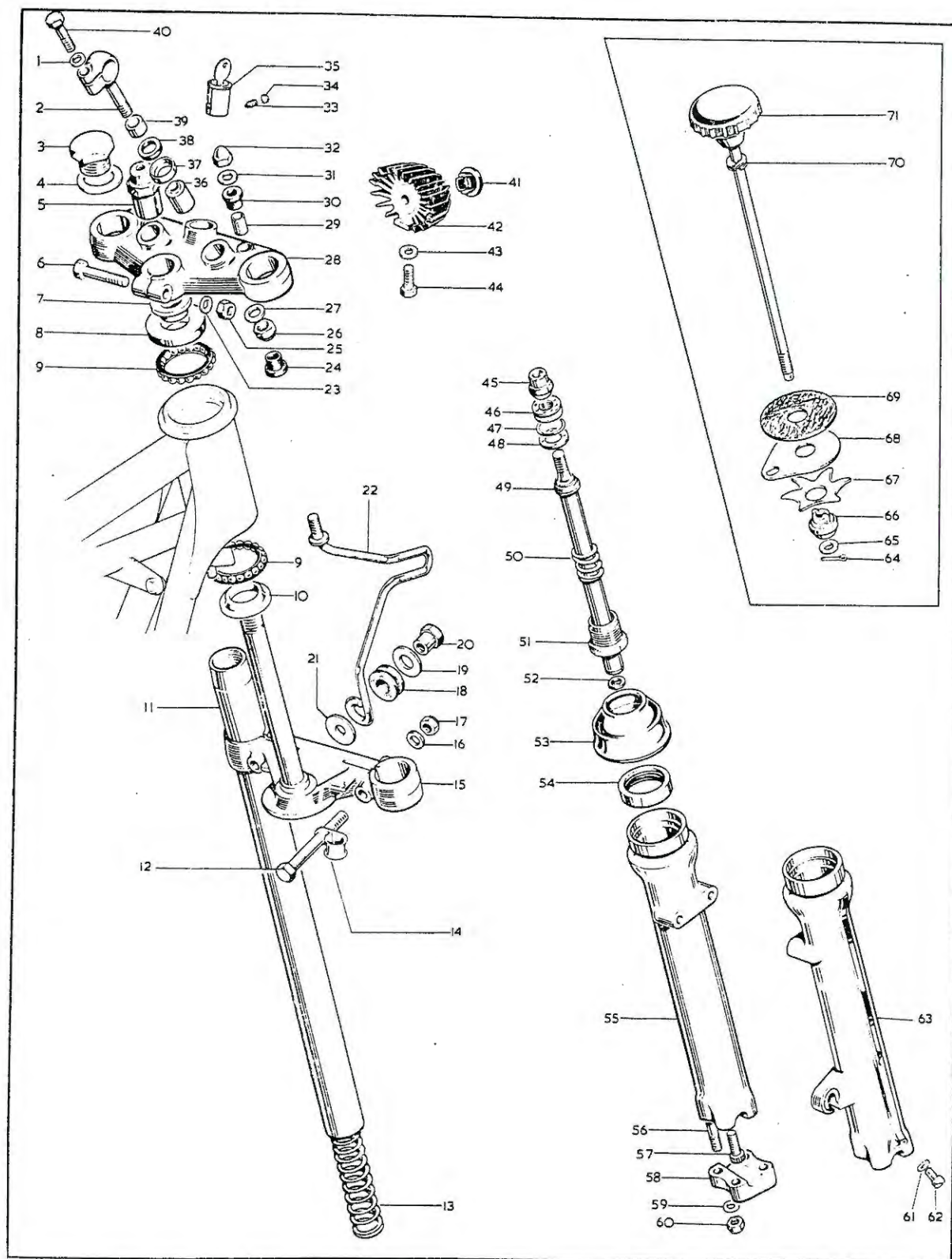
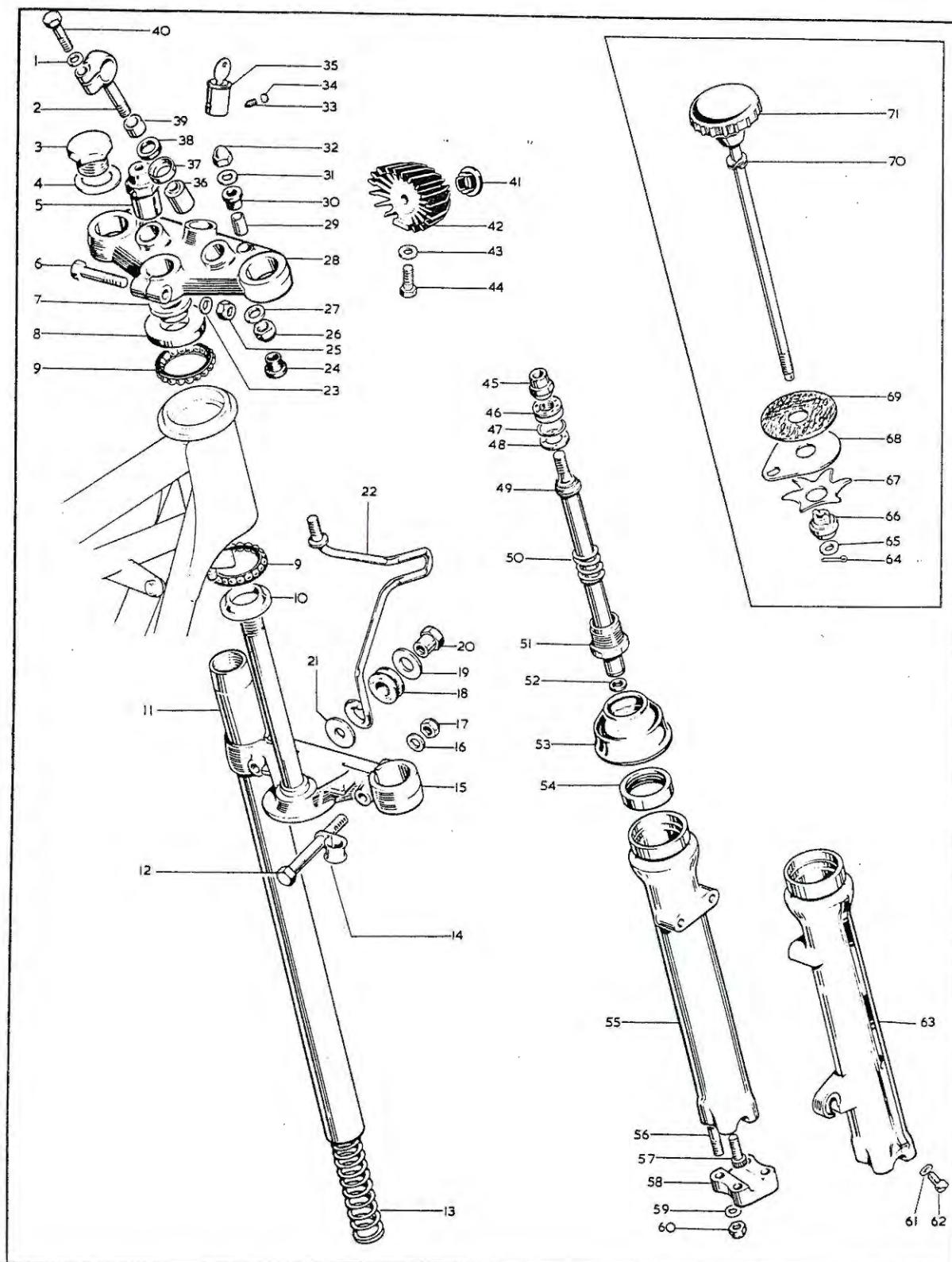


Plate 12

FRONT FORK

| Plate Ref. | Part No. | Description | Per Set |
|------------|----------|--|---------|
| | 97-4245 | Front fork complete | 1 |
| 1 | 82-1335 | Washer — handlebar clamp bolt (.328" × .531" × .125") | 2 |
| 2 | 97-2291 | Clamp — handlebar mounting | 2 |
| 3 | 97-4258 | Nut — stanchion (top) | 2 |
| 4 | 97-4166 | Washer — stanchion top nut | 2 |
| 5 | 97-4159 | Nut — steering stem | 1 |
| 6 | 14-0234 | Pinch bolt — top yoke | 1 |
| 7 | 97-4145 | Collar — steering stem | 1 |
| 8 | 97-4157 | Top cone and dust cover | 1 |
| 9 | 97-4034 | Ballrace — steering head | 2 |
| 10 | 97-0439 | Cone — steering race (bottom) | 1 |
| 11 | 97-4007 | Stanchion | 2 |
| 12 | 14-0238 | Pinch bolt — bottom yoke ($\frac{3}{8}$ " UN.F. × $2\frac{3}{4}$ ") | 2 |
| 13 | 97-4215 | Fork spring — main | 2 |
| 14 | 82-3098 | Clip — front brake cable guide | 1 |
| 15 | 97-4138 | Bottom yoke | 1 |
| 16 | 54-4307 | Washer — bottom yoke pinch bolt (.406" × .750" × .063") | 2 |
| 17 | 14-1303 | Locknut — bottom yoke pinch bolt ($\frac{3}{8}$ " UN.F.) | 2 |
| 18 | 60-2630 | Grommet — headlamp bracket mounting, lower | 2 |
| 19 | 60-2333 | Washer — headlamp bracket mounting, lower (.515" × .995" × .056") | 2 |
| 20 | 21-2062 | Sleeve nut — headlamp bracket mounting, lower | 2 |
| 21 | 82-9046 | Washer — headlamp bracket mounting, lower | 2 |
| 22 | 97-4163 | Bracket — headlamp mounting (right) | 1 |
| 22 | 97-4162 | Bracket — headlamp mounting (left) | 1 |
| 23 | 54-4307 | Washer — top yoke pinch bolt (.406" × .750" × .063") | 1 |
| 24 | 83-2209 | Bush — rubber, headlamp bracket mounting (top) | 2 |
| 25 | 14-1303 | Locknut — top yoke pinch bolt ($\frac{3}{8}$ " UN.F.) | 1 |
| 26 | 14-1303 | Locknut — handlebar clamp ($\frac{3}{8}$ " UN.F.) | 2 |
| 27 | 97-1529 | Washer — handlebar clamp nut | 2 |
| 28 | 97-4048 | Top yoke complete with lock and keys | 1 |
| 29 | 83-2211 | Distance piece — headlamp bracket | 2 |
| 30 | 83-2209 | Bush — rubber, headlamp bracket mounting (top) | 2 |
| 31 | 60-2338 | Washer — headlamp bracket top fixing nut (.270" × .625" × .056") | 2 |
| 32 | 21-1809 | Nut — headlamp bracket top fixing ($\frac{1}{4}$ " UN.F.) | 2 |
| 33 | 21-0578 | Grub-screw — steering lock locating | 1 |
| 34 | 97-2266 | Sealing washer — steering lock grub-screw | 1 |
| 35 | 68-5050 | Steering lock complete with keys | 1 |



FRONT FORK

| Plate Ref. | Part No. | Description | Per Set |
|------------|----------|---|---------|
| 36 | 97-1527 | Bush — rubber, handlebar clamp mounting | 2 |
| 37 | 97-2221 | Cup — handlebar clamp mounting | 2 |
| 38 | 97-1580 | Washer — rubber, handlebar clamp mounting | 2 |
| 39 | 97-1581 | Distance piece — handlebar clamp mounting | 2 |
| 40 | 21-0589 | Bolt — handlebar clamp ($\frac{5}{16}$ " UN.F. \times $1\frac{1}{8}$ ") | 2 |
| 41 | 97-2275 | Plug — heat sink | 1 |
| 42 | 97-2237 | Heat sink — zener diode | 1 |
| 43 | 54-0022 | Washer — heat sink fixing bolt | 1 |
| 44 | 14-6107 | Bolt — heat sink fixing ($\frac{1}{4}$ " UN.C. \times $\frac{5}{8}$ ") | 1 |
| | 29-0541* | Washer — shakeproof, heat sink fixing | 1 |
| 45 | 97-4244 | Nut — damper valve | 2 |
| 46 | 97-4020 | Valve — damper | 2 |
| 47 | 97-4003 | "O" ring — damper valve | 2 |
| 48 | 97-4010 | Washer — damper valve | 2 |
| 49 | 97-4242 | Damper tube assembly | 2 |
| 50 | 97-4009 | Spring — recoil | 2 |
| 51 | 97-4076 | Plug — stanchion end | 2 |
| 52 | 97-4004 | Dowty seal — damper tube retaining screw | 2 |
| 53 | 97-4002 | Scraper sleeve | 2 |
| 54 | 97-4001 | Oil seal — outer member | 2 |
| 55 | 97-4033 | Outer member — left | 1 |
| 56 | 21-2102 | Stud — fork end ($\frac{5}{16}$ " UN.F./UN.C. \times $1\frac{7}{8}$ ") | 2 |
| 57 | 14-1019 | Screw — damper valve retaining ($\frac{5}{16}$ " UN.F. \times $\frac{7}{8}$ ") | 2 |
| 58 | 97-3947 | Cap — fork end | 2 |
| 59 | 60-2428 | Washer — spring, fork end stud ($\cdot 344$ " \times $\cdot 600$ " \times $\cdot 064$ ") | 8 |
| 60 | 14-0302 | Nut — fork end stud ($\frac{5}{16}$ " UN.F.) | 8 |
| 61 | 97-3893 | Washer — fibre, drain plug | 2 |
| 62 | 97-3894 | Drain plug — outer member | 2 |
| 63 | 97-4085 | Outer member — right | 1 |
| 64 | 60-2720 | Split pin — steering damper rod ($\frac{3}{32}$ " \times $\frac{1}{2}$ ") | 1 |
| 65 | 60-2329 | Washer — steering damper rod ($\cdot 265$ " \times $\cdot 557$ " \times $\cdot 036$ ") | 1 |
| 66 | 97-4102 | Nut — steering damper | 1 |
| 67 | 97-0095 | Spring plate — steering damper | 1 |
| 68 | 97-1797 | Anchor plate — steering damper | 1 |
| 69 | 97-0435 | Friction disc — steering damper | 1 |
| 70 | 60-2438 | Washer — spring, steering damper rod ($\cdot 344$ " \times $\cdot 576$ " \times $\cdot 048$ ") | 1 |
| 71 | 97-3875 | Steering damper rod complete | 1 |

*Not illustrated

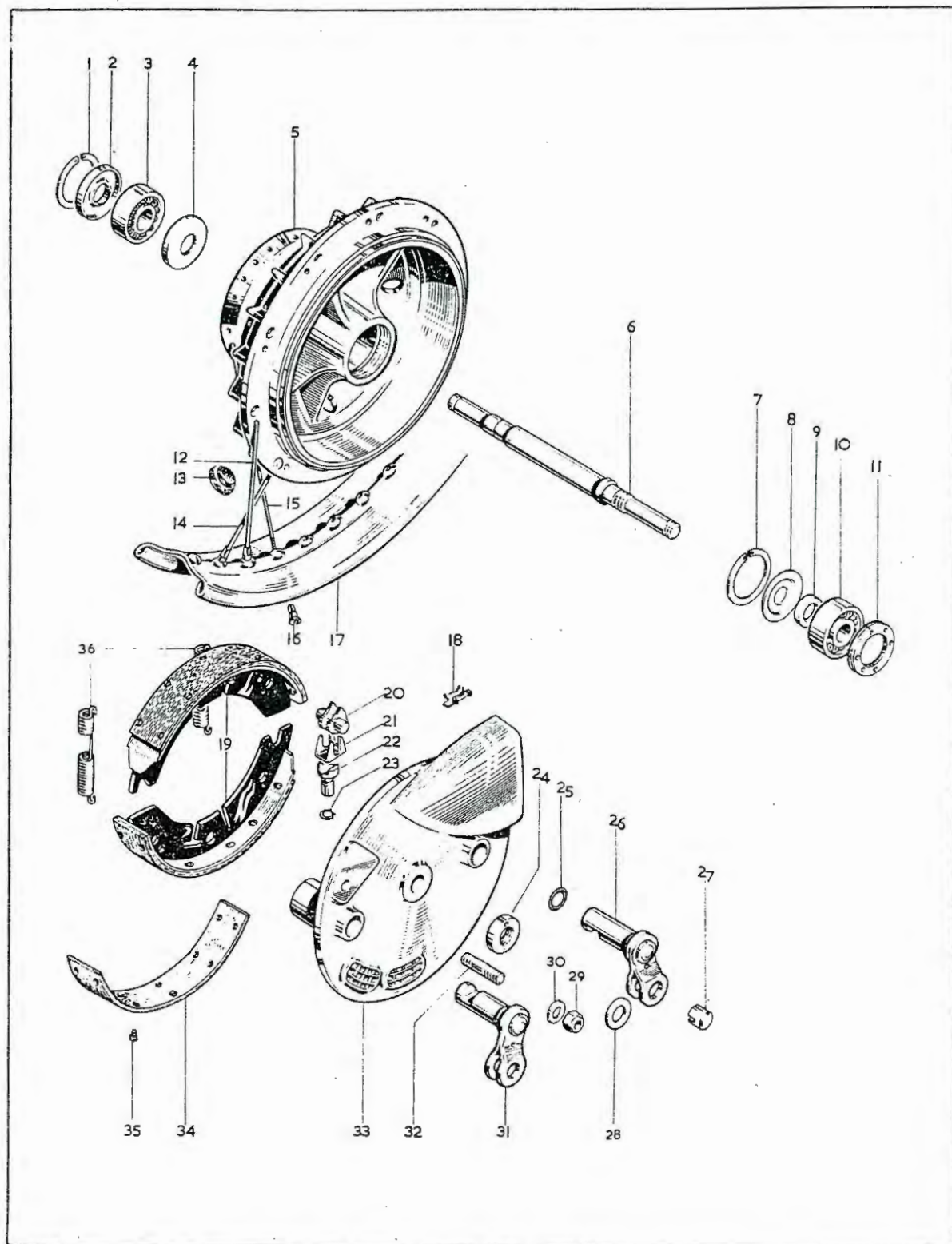


Plate 13

FRONT WHEEL

| Plate Ref. | Part No. | Description | Per Set |
|------------|----------|---|---------|
| 1 | 57-0280 | Circlip — grease retainer (left) | 1 |
| 2 | 37-1237 | Grease retainer — outer (left) | 1 |
| 3 | 37-0653 | Bearing (Hoffmann 120) | 1 |
| 4 | 37-1481 | Grease retainer — inner (left) | 1 |
| 5 | 37-3848 | Hub complete with spindle and bearings | 1 |
| 6 | 37-3796 | Spindle | 1 |
| 7 | 60-2632 | Circlip — grease retainer (right) | 1 |
| 8 | 37-3797 | Grease retainer — right | 1 |
| 9 | 37-3932 | Distance piece — inner side of right bearing | 1 |
| 10 | 37-0653 | Bearing (Hoffmann 120) | 1 |
| 11 | 37-3759 | Locking ring | 1 |
| 12 | 37-3819 | Spoke — right (outer) | 10 |
| 13 | 60-3669 | Grommet — brake drum | 1 |
| 14 | 37-3820 | Spoke — right (inner) | 10 |
| 15 | 37-3821 | Spoke — left | 20 |
| 16 | 27-6810 | Spoke nipple | 40 |
| 17 | 37-3818 | Wheel rim (WM2 × 19) | 1 |
| 18 | 19-7743 | Abutment — Micram adjuster (Lockheed 25241) | 1 |
| 19 | 19-7744 | Brake shoe complete (Lockheed 4523-166) | 2 |
| 20 | 19-7742 | Micram adjuster (Lockheed 3135-514) | 2 |
| 21 | 19-7741 | Cage — brake adjuster (Lockheed 25253) | 2 |
| 22 | 37-3762 | Tappet — brake cam | 2 |
| 23 | 37-3761 | “O” ring — brake tappet | 2 |
| 24 | 37-2058 | Locking nut — wheel spindle | 1 |
| 25 | 60-2639 | “O” ring — brake cam | 2 |
| 26 | 37-3987 | Brake lever — front | 2 |
| 27 | 37-3868 | Bush — front brake cable nipple | 1 |
| 27 | 37-3867 | Bush — front brake cable abutment | 1 |
| 28 | 67-0645 | Washer — cable bush and abutment | 2 |
| 29 | 14-1803 | Locknut — anchor plate stud ($\frac{3}{8}$ " UN.F.) | 1 |
| 30 | 37-2338 | Washer — anchor plate stud | 1 |
| 31 | 37-3986 | Brake lever — rear | 1 |
| 32 | 14-1635 | Stud — anchor plate to fork ($\frac{3}{8}$ " UN.C./UN.F. × $1\frac{3}{4}$ ") | 1 |
| 33 | 37-3655 | Brake anchor plate | 1 |
| 34 | 19-7466 | Lining — brake shoe | 2 |
| 35 | 19-7467 | Rivet — brake shoe | 20 |
| 36 | 19-7745 | Spring — brake shoe | 2 |

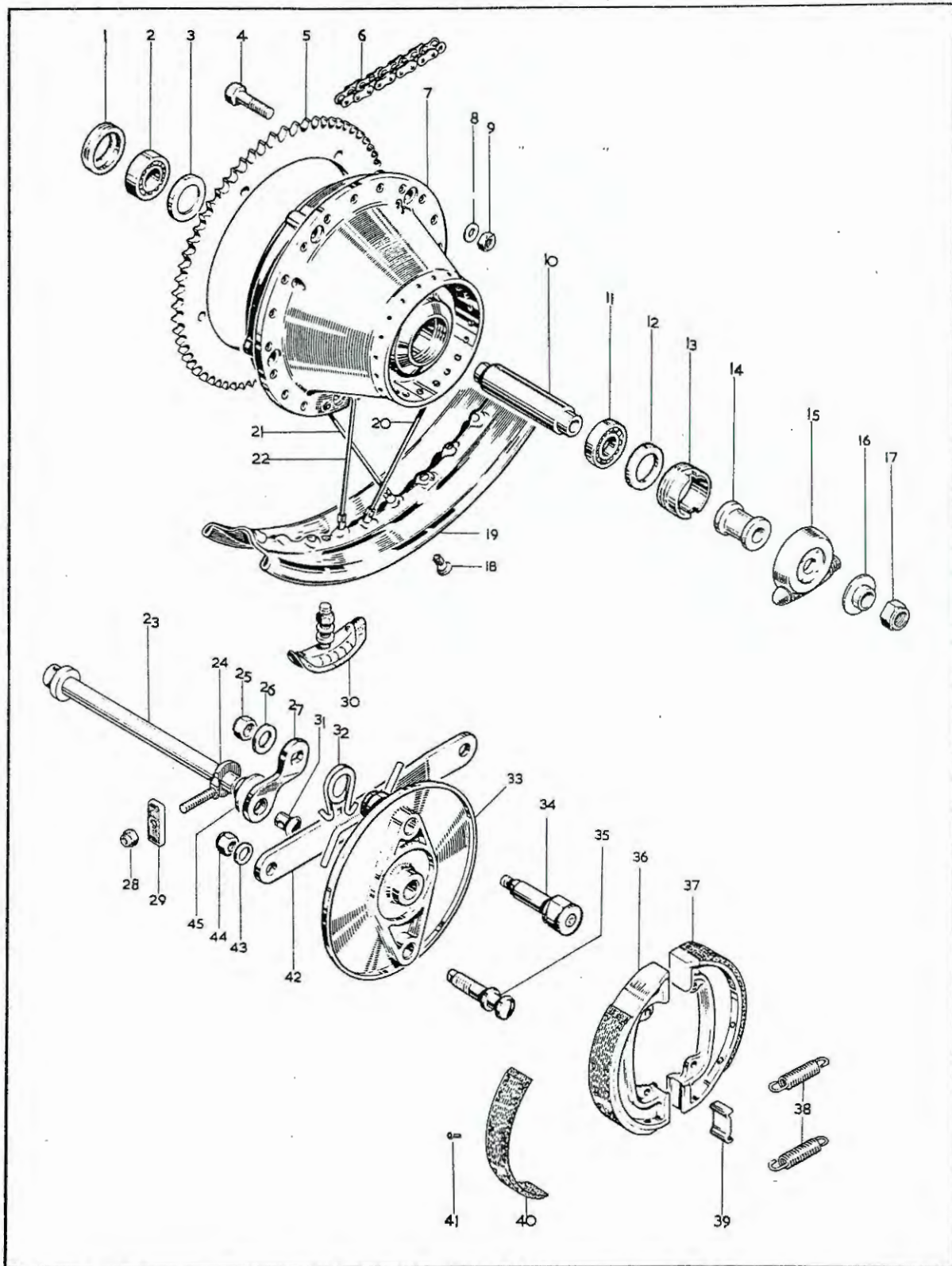


Plate 14

REAR WHEEL

| Plate Ref. | Part No. | Description | Per Set |
|------------|----------|--|---------|
| 1 | 37-3752 | Locking ring — left | 1 |
| 2 | 37-0653 | Bearing — left (Hoffmann 120) | 1 |
| 3 | 37-3749 | Support ring — left | 1 |
| 4 | 14-0207 | Bolt — sprocket to hub ($\frac{1}{4}$ " UN.F. \times 2") | 5 |
| 5 | 37-3903 | Sprocket — rear wheel (53 teeth) | 1 |
| 6 | 60-2016 | Chain — rear ($\frac{5}{8}$ " \times $\frac{3}{8}$ " \times 108 pitches) | 1 |
| 7 | 37-3900 | Hub with spindle and bearings | 1 |
| 8 | 60-2320 | Washer — sprocket to hub ($\cdot 270$ " \times $\cdot 562$ " \times $\cdot 056$ ") | 5 |
| 9 | 14-1301 | Locknut — sprocket to hub ($\frac{1}{4}$ " UN.F.) | 5 |
| 10 | 37-3753 | Distance tube — bearings | 1 |
| 11 | 37-0553 | Bearing — right (Hoffmann 120) | 1 |
| 12 | 37-1654 | Grease retainer — right | 1 |
| 13 | 37-3751 | Ring — speedometer driving | 1 |
| 14 | 37-3750 | Distance piece — speedometer drive (inner) | 1 |
| 15 | 19-9225 | Speedometer drive gearbox (1:25:1) | 1 |
| 16 | 37-3976 | Distance piece — wheel spindle (right) | 1 |
| 17 | 14-1307 | Locknut — wheel spindle ($\frac{5}{8}$ " UN.F.) | 1 |
| 18 | 37-2294 | Spoke nipple | 40 |
| 19 | 37-3920 | Rim (WM3 \times 19) | 1 |
| 20 | 37-3923 | Spoke — right | 20 |
| 21 | 37-3922 | Spoke — left (outer) | 10 |
| 22 | 37-3921 | Spoke — left (inner) | 10 |
| 23 | 37-3980 | Wheel — spindle | 1 |
| 24 | 37-3919 | Chain adjuster | 2 |
| 25 | 14-1303 | Locknut — brake lever ($\frac{3}{8}$ " UN.F.) | 1 |
| 26 | 60-2331 | Washer — brake lever ($\cdot 395$ " \times $\cdot 750$ " \times $\cdot 048$ ") | 1 |
| 27 | 37-3916 | Brake lever | 1 |
| 28 | 14-1902 | Locknut — chain adjuster ($\frac{5}{16}$ " UN.F.) | 2 |
| 29 | 40-6040 | End plate — chain adjuster (left) | 1 |
| 29 | 37-3961 | End plate — chain adjuster (right) | 1 |
| 30 | 37-3468 | Security bolt | 2 |
| 31 | 37-1467 | Pivot pin — brake lever | 1 |
| 32 | 37-3880 | Spring — brake lever return | 1 |
| 33 | 37-3956 | Anchor plate | 1 |
| | 60-1841* | Grease nipple — anchor plate | 1 |
| | 54-4302* | Washer — fibre, anchor plate grease nipple | 1 |
| 34 | 37-3872 | Cam — brake shoe | 1 |
| 35 | 37-3870 | Pivot — brake shoe | 1 |
| 36 | 37-3925 | Brake shoe — leading | 1 |
| 37 | 37-3926 | Brake shoe — trailing | 1 |
| 38 | 37-2328 | Spring — brake shoe | 2 |
| 39 | 41-6078 | Pivot pad — brake shoe | 2 |
| 40 | 37-3876 | Brake lining | 2 |
| 41 | 42-5840 | Rivet — lining to shoe | 16 |
| 42 | 83-3266 | Torque stay | 1 |
| | 14-0133* | Bolt — torque stay to swinging arm ($\frac{7}{16}$ " UN.F. \times 1") | 1 |
| | 15-0431* | Washer — torque stay to swinging arm ($\cdot 447$ " \times $\cdot 750$ " \times $\cdot 064$ ") | 1 |
| | 14-1304* | Nut — torque stay to swinging arm ($\frac{7}{16}$ " UN.F.) | 1 |
| 43 | 60-2431 | Washer — spring, torque stay to brake pivot ($\cdot 531$ " \times $\cdot 851$ " \times $\cdot 092$ ") | 1 |
| 44 | 14-0305 | Nut — torque stay to brake pivot ($\frac{1}{2}$ " UN.F.) | 1 |
| 45 | 37-3901 | Distance piece — wheel spindle (left) | 1 |

*Not illustrated.

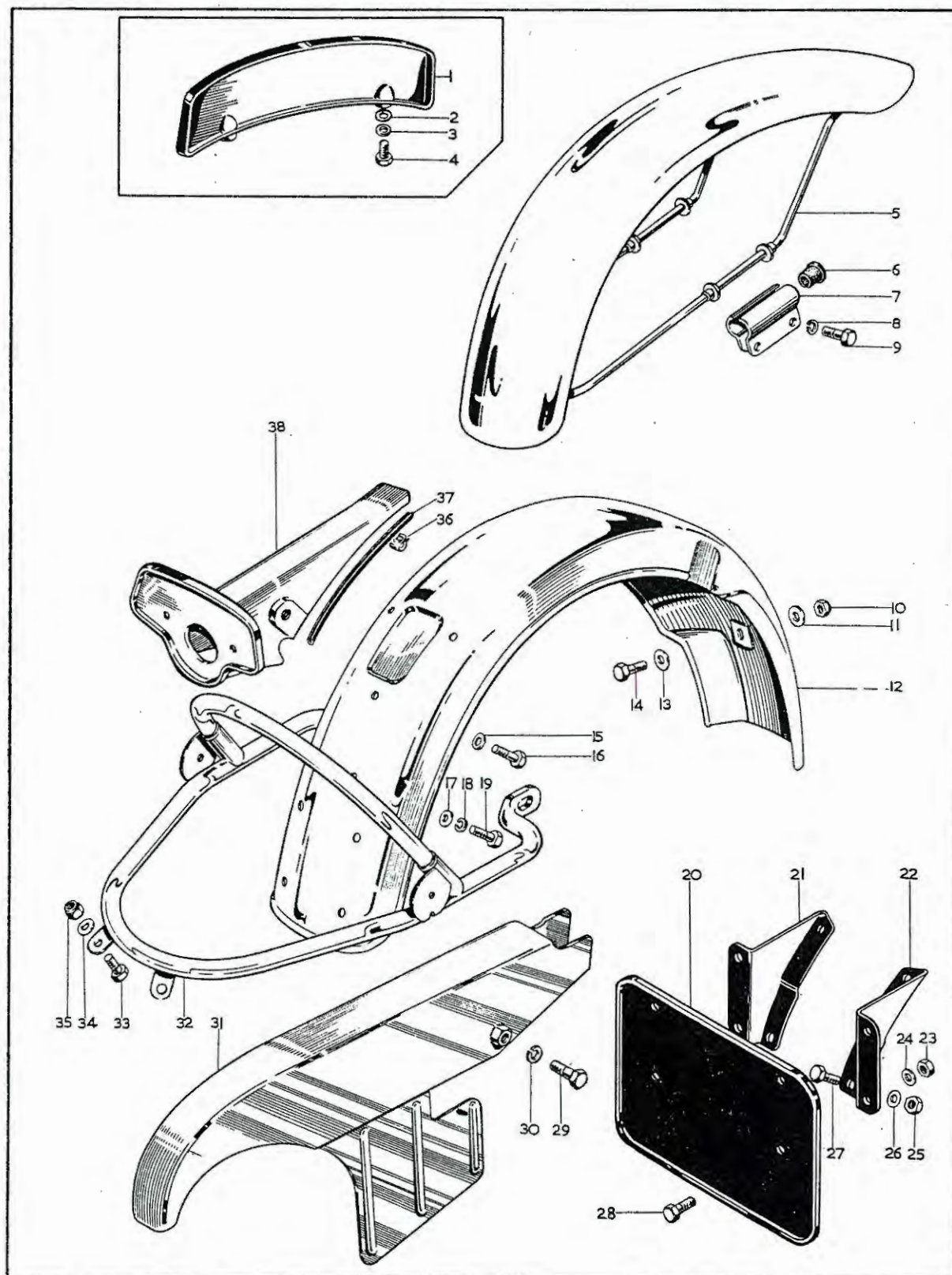


Plate 15

MUDGUARDS — CHAINGUARD — NUMBER PLATES

| Plate Ref. | Part No. | Description | Per Set |
|------------|----------|---|---------|
| 1 | 83-2834 | Front number plate | 1 |
| 2 | 68-0597 | Rubber washer — front number plate fixing | 2 |
| 3 | 90-6219 | Washer — front number plate fixing ($\cdot 192'' \times \cdot 437'' \times \cdot 048''$) | 2 |
| 4 | 40-3044 | Screw — front number plate fixing (2 B.A. $\times \frac{3}{8}''$) | 2 |
| 5 | 97-4271 | Front mudguard | 1 |
| 5 | 97-4273* | Front mudguard | 1 |
| 6 | 97-4021 | Rubber bush — mudguard mounting | 4 |
| 7 | 97-4022 | Bracket — mudguard mounting | 4 |
| 8 | 60-2427 | Spring washer — mounting bracket bolt ($\cdot 281'' \times \cdot 465'' \times \cdot 064''$) | 4 |
| 9 | 14-0103 | Bolt — mudguard mounting ($\frac{1}{4}''$ UN.F. $\times \frac{3}{4}''$) | 4 |
| 10 | 14-1301 | Locknut — rear mudguard fixing bolt ($\frac{1}{2}''$ UN.F.) | 2 |
| 11 | 27-8560 | Washer — rear mudguard fixing bolt ($\cdot 255'' \times \cdot 625'' \times \cdot 048''$) | 2 |
| 12 | 83-3160 | Rear mudguard | 1 |
| 13 | 27-8560 | Washer — rear mudguard fixing bolt ($\cdot 255'' \times \cdot 625'' \times \cdot 048''$) | 2 |
| 14 | 14-0101 | Bolt — rear mudguard fixing ($\frac{1}{4}''$ UN.F. $\times \frac{1}{2}''$) | 2 |
| 15 | 60-2320 | Washer — rear lamp housing top fixing bolt ($\cdot 270'' \times \cdot 562'' \times \cdot 056''$) | 1 |
| 16 | 14-6101 | Bolt — top, rear lamp housing ($\frac{1}{4}''$ UN.C. $\times \frac{1}{2}''$) | 1 |
| 17 | 60-2320 | Washer — rear lamp housing bottom fixing bolt ($\cdot 270'' \times \cdot 562'' \times \cdot 056''$) | 2 |
| 18 | 60-2417 | Spring washer — rear lamp housing lower fixing bolts ($\cdot 281'' \times \cdot 425'' \times \cdot 072''$) | 2 |
| 19 | 14-0102 | Bolt — rear lamp lower fixing ($\frac{1}{4}''$ UN.F. $\times \frac{3}{8}''$) | 2 |
| 20 | 83-2726 | Rear number plate | 1 |
| 21 | 83-2727 | Fixing bracket — rear number plate (left) | 1 |
| 22 | 83-2728 | Fixing bracket — rear number plate (right) | 1 |
| 23 | 14-0301 | Nut — rear number plate fixing bolt ($\frac{1}{4}''$ UN.F.) | 4 |
| 24 | 60-2320 | Washer — rear number plate fixing bolt ($\cdot 270'' \times \cdot 562'' \times \cdot 056''$) | 4 |
| 25 | 14-0301 | Nut — rear number plate bracket to mudguard bolt ($\frac{1}{4}''$ UN.F.) | 2 |
| 26 | 60-2338 | Washer — rear number plate bracket to mudguard fixing bolt ($\cdot 270'' \times \cdot 625'' \times \cdot 056''$) | 2 |
| 27 | 14-0101 | Bolt — rear number plate bracket to mudguard ($\frac{1}{4}''$ UN.F. $\times \frac{1}{2}''$) | 2 |
| 28 | 14-0604 | Screw — rear number plate to bracket ($\frac{1}{4}''$ UN.F. $\times \frac{1}{2}''$) | 4 |
| 29 | 14-0206 | Bolt — chainguard to swinging arm ($\frac{1}{4}''$ UN.F. $\times 1\frac{1}{2}''$) | 1 |
| 30 | 29-0541 | Washer — chainguard bolt ($\cdot 265'' \times \cdot 468'' \times \cdot 024''$) | 1 |
| 31 | 83-3259 | Chainguard | 1 |
| 32 | 83-3246 | Support rail and grab handle | 1 |
| 32 | 83-3443* | Support rail and grab handle | 1 |
| 33 | 14-0102* | Bolt — support rail to mudguard ($\frac{1}{4}''$ UN.F. $\times \frac{3}{8}''$) | 2 |
| 34 | 54-9081* | Washer — support rail to mudguard bolt ($\cdot 281'' \times \cdot 563'' \times \cdot 078''$) | 2 |
| 35 | 14-1201* | Locknut — support rail to mudguard bolt ($\frac{1}{4}''$ UN.F.) | 2 |
| 36 | 60-3313 | Spire nut — rear lamp housing top fixing bolt | 1 |
| 37 | 83-3211 | Rubber beading — rear lamp housing | 2 |
| 38 | 83-2736 | Rear lamp housing | 1 |

*Home and General Export only

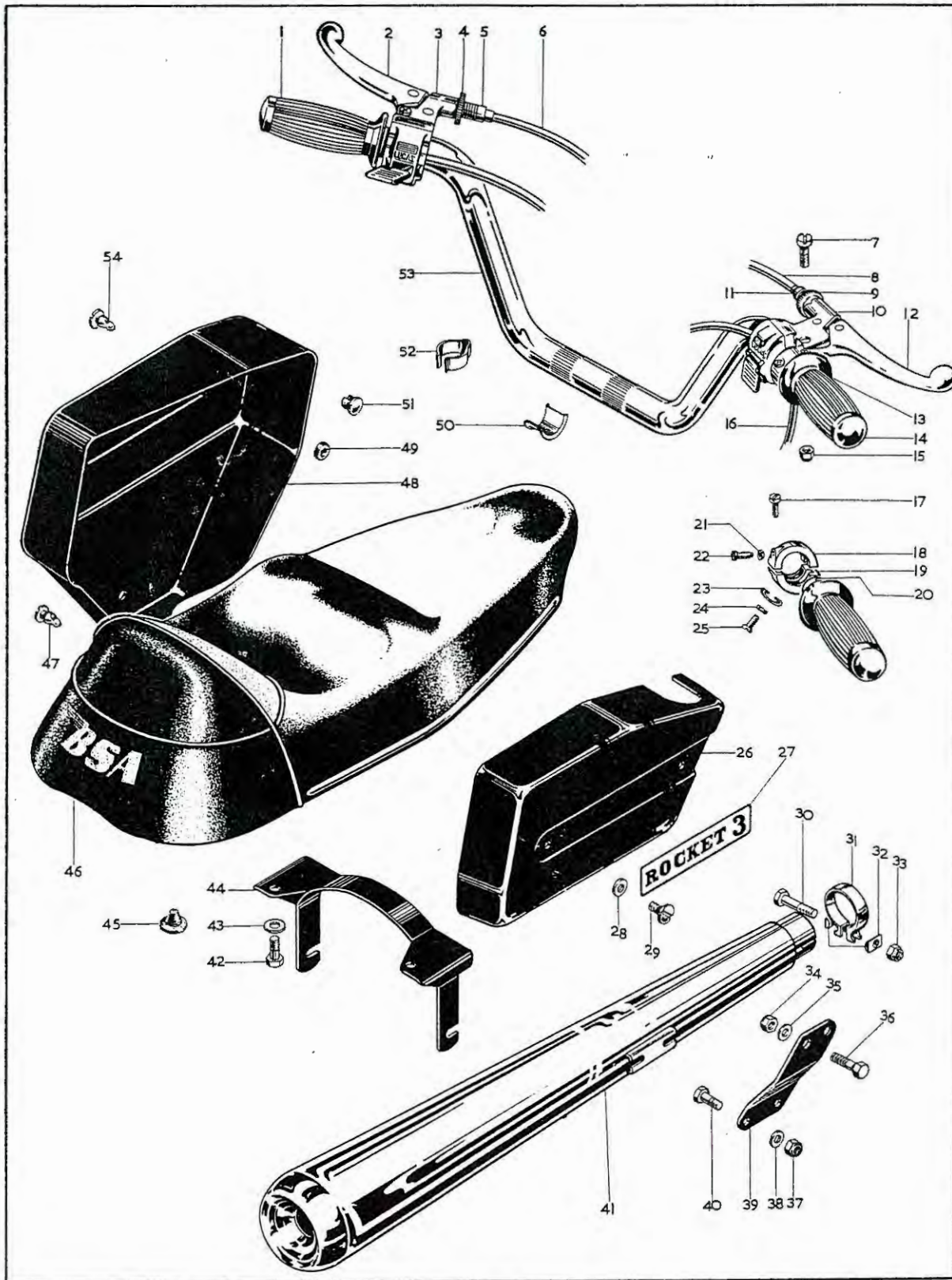


Plate 16

HANDLEBAR — DUAL SEAT — SIDE PANELS — SILENCERS

| Plate Ref. | Part No. | Description | Per Set |
|------------|----------|---|---------|
| 1 | 97-2142 | Rubber grip — handlebar, left | 1 |
| 2 | 60-3657 | Clutch lever | 1 |
| 3 | 19-1333* | Switch assembly — left (Lucas 39595) | 1 |
| 4 | 60-3586 | Adjuster nut — clutch cable | 1 |
| 5 | 60-3585 | Adjuster — clutch cable | 1 |
| 6 | 60-2445 | Cable — clutch | 1 |
| 7 | 21-2048 | Pivot screw — clutch and brake levers ($\frac{1}{4}$ " UN.F. $\times \frac{15}{16}$ ") | 2 |
| 8 | 60-3557 | Cable — front brake | 1 |
| | 60-3148† | Gaiter — front brake cable | 1 |
| 9 | 60-2072 | Adjuster nut — brake cable | 1 |
| 10 | 19-1332* | Switch assembly — right (Lucas 39596) | 1 |
| 11 | 60-2071 | Adjuster — clutch cable | 1 |
| 12 | 60-3583 | Front brake lever | 1 |
| 13 | 19-7237 | Throttle control — complete assembly | 1 |
| 14 | 19-7222 | Rubber grip — handlebar, right | 1 |
| 15 | 14-1301 | Locknut — lever pivot ($\frac{1}{4}$ " UN.F.) | 2 |
| 16 | 60-2202 | Throttle control cable | 1 |
| 17 | | Body screw — throttle control (Amal 11/013) | 2 |
| 18 | | Throttle control body — top half (Amal 364/013) | 1 |
| 19 | | Throttle control body — bottom half (Amal 364/014) | 1 |
| 20 | | Rotor — throttle control (Amal 364/017) | 1 |
| 21 | | Locknut — rotor adjusting screw (Amal 5/077) | 1 |
| 22 | | Rotor adjusting screw (Amal 364/020) | 1 |
| 23 | | Friction spring — throttle control (Amal 16/008) | 1 |
| 24 | | Locknut — friction spring screw (Amal 16/010) | 1 |
| 25 | | Friction spring screw (Amal 16/009) | 1 |
| 26 | 83-3124 | Sidecover — right | 1 |
| 27 | 60-3278 | Badge — side panel | 2 |
| 28 | 82-9964 | Rubber washer | 2 |
| 29 | 21-0767 | Screw — sidecover to oil tank ($\frac{1}{4}$ " UN.F. $\times \frac{7}{16}$ ") | 2 |
| 30 | 14-0219 | Bolt — silencer clamp ($\frac{5}{16}$ " UN.F. $\times 1\frac{1}{2}$ ") | 2 |
| 31 | 75-2725 | Clamp — silencer to exhaust pipe | 2 |
| 32 | 75-2719 | Saddle washer — silencer clamp | 4 |
| 33 | 14-1302 | Locknut — silencer clamp bolt ($\frac{1}{16}$ " UN.F.) | 2 |

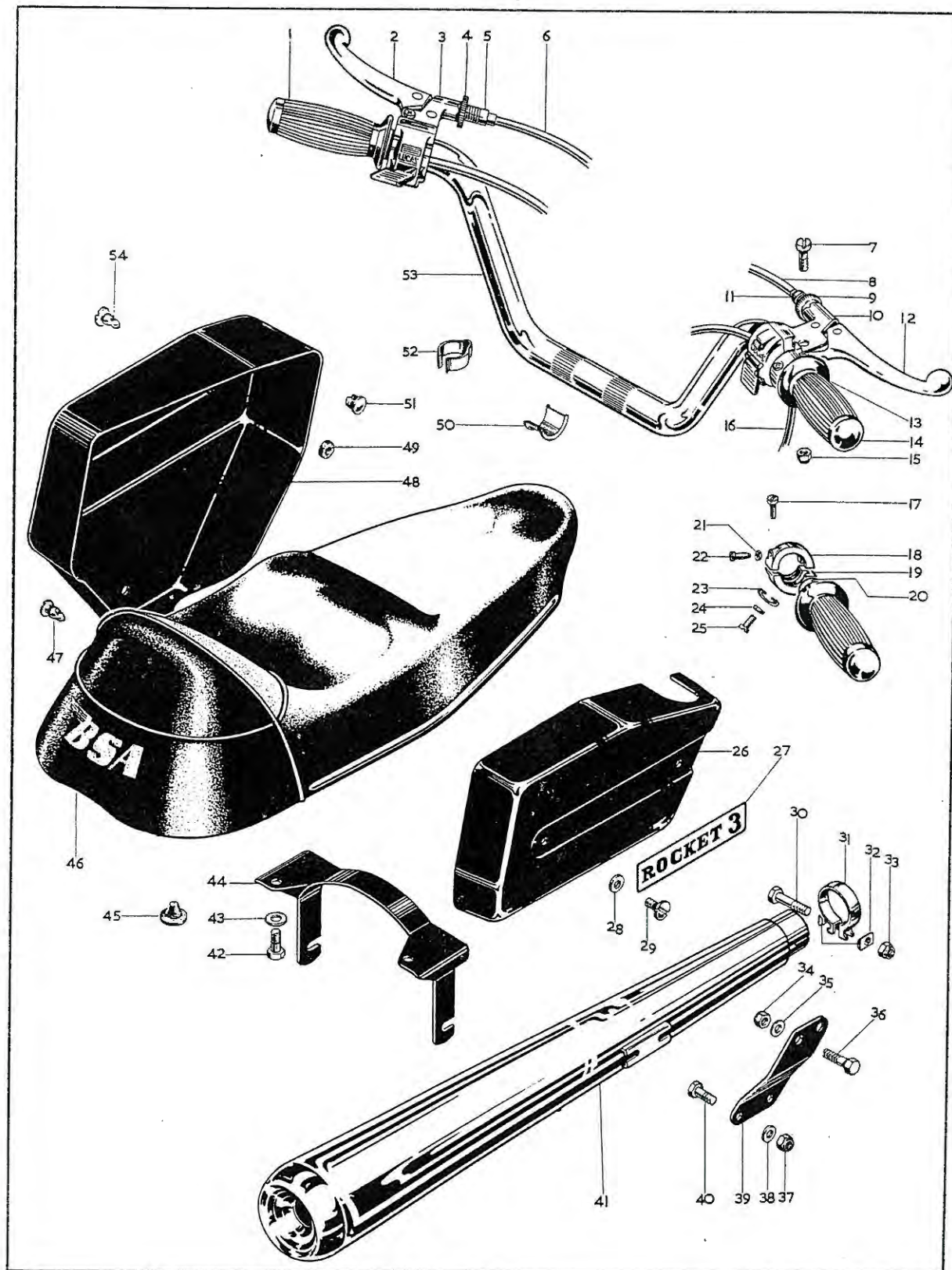


Plate 16—*contd.*

HANDLEBAR — DUAL SEAT — SIDE PANELS — SILENCERS

| Plate Ref. | Part No. | Description | Per Set |
|------------|-----------|--|---------|
| 34 | 14-1303 | Locknut — silencer bracket to frame bolt ($\frac{3}{8}$ " UN.F.) | 2 |
| 35 | 02-1733 | Washer — silencer bracket to frame bolt ($\cdot 380" \times \cdot 812" \times \cdot 064"$) | 2 |
| 36 | 14-0129 | Bolt — silencer bracket to frame ($\frac{3}{8}$ " UN.F. $\times 1\frac{1}{4}"$) | 2 |
| 37 | 14-1201 | Locknut — bracket to silencer bolt ($\frac{1}{4}$ " UN.F.) | 4 |
| 38 | 60-2338 | Washer | 4 |
| 38 | 60-2338 | Washer | 4 |
| 39 | 83-3280 | Silencer bracket — right | 1 |
| 39 | 83-3279 | Silencer bracket — left | 1 |
| 40 | 14-0101 | Bolt — bracket to silencer ($\frac{1}{4}$ " UN.F. $\times \frac{1}{2}"$) | 4 |
| 41 | 71-2382 | Silencer | 1 |
| 42 | 02-0353†† | Bolt — bracket to dualseat ($\frac{5}{16}$ " B.S.C. $\times \frac{5}{8}"$) | 2 |
| 43 | 24-8784†† | Washer — spring, bracket to dualseat | 2 |
| 44 | 83-3117†† | Seat bracket | 1 |
| 45 | 82-7835 | Rubber buffer | 4 |
| 46 | 83-3853 | Dualseat — complete assembly | 1 |
| 46 | 19-6050 | Cover — dualseat | 1 |
| 46 | 83-3438** | Dualseat — complete assembly | 1 |
| 46 | 19-6048** | Cover — dualseat | 1 |
| 47 | 60-3632 | "Oddie" stud — ignition switch mounting bracket | 1 |
| | 82-9964 | Rubber washer — ignition switch mounting bracket | 1 |
| 48 | 83-3168 | Sidecover — left | 1 |
| 49 | 68-9226 | Rubber washer | 3 |
| 50 | 75-4909 | Sleeve — handlebar mounting | 4 |
| 51 | 97-2273 | Clip — clutch cable | 1 |
| 52 | 97-4112 | Cable clip — handlebar | 4 |
| 53 | 97-4252 | Handlebar | 1 |
| 53 | 97-4251** | Handlebar | 1 |
| 54 | 83-1430 | "Oddie" stud | 2 |

*For switch assembly details, see plate 20.

†Not illustrated.

**Home and General Export only.

††Not Home and General Export.

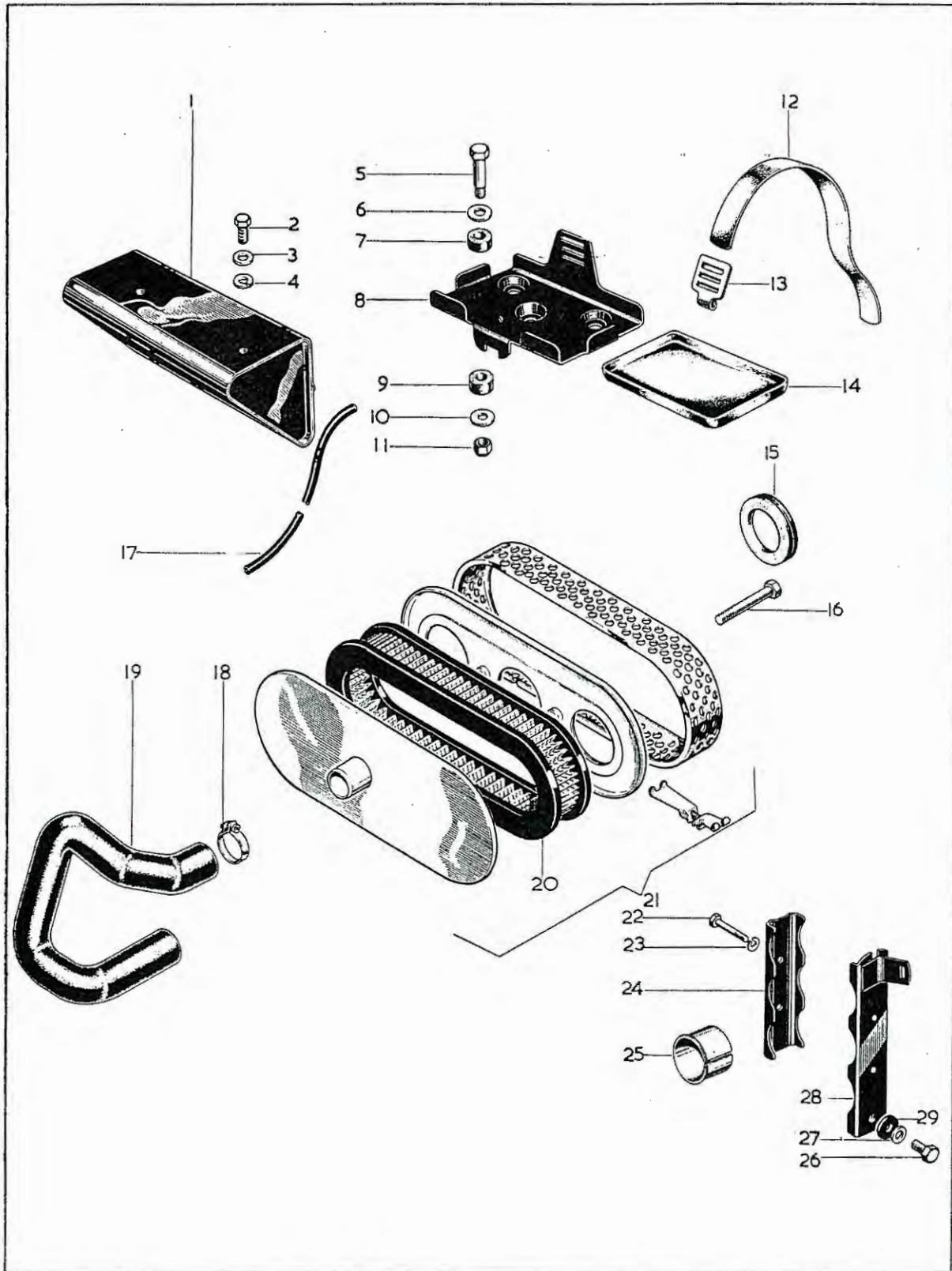


Plate 17

TOOLBOX — BATTERY CARRIER — AIR CLEANER

| Plate Ref. | Part No. | Description | Per Set |
|------------|----------|--|---------|
| 1 | 82-8495 | Toolbox | 1 |
| 2 | 14-0101 | Bolt — toolbox to frame ($\frac{1}{4}$ " UN.F. \times $\frac{1}{2}$ ") | 2 |
| 3 | 02-0525 | Washer — toolbox to frame bolt ($\cdot 255$ " \times $\cdot 500$ " \times $\cdot 048$ ") | 2 |
| 4 | 82-9020 | Spring washer — toolbox to frame bolt ($\cdot 255$ " \times $\cdot 594$ " \times $\cdot 040$ ") | 2 |
| 5 | 21-0768 | Bolt — carrier to platform | 3 |
| 6 | 02-2138 | Washer — carrier to platform, top ($\cdot 380$ " \times $\cdot 750$ " \times $\cdot 064$ ") | 3 |
| 7 | 40-4524 | Mounting rubber — carrier to platform, top | 3 |
| 8 | 82-8463 | Battery carrier | 1 |
| 9 | 40-4524 | Mounting rubber — carrier to platform, bottom | 3 |
| 10 | 82-9008 | Washer — carrier to platform, bottom ($\cdot 317$ " \times $\cdot 875$ " \times $\cdot 064$ ") | 3 |
| 11 | 14-1202 | Locknut — carrier to platform ($\frac{1}{16}$ " UN.F.) | 3 |
| 12 | 68-4577 | Strap — battery retaining | 1 |
| 13 | 04-7431 | Hook — battery retaining strap | 1 |
| 14 | 68-4597 | Rubber tray — battery carrier | 1 |
| 15 | 82-9562 | Grommet — air cleaner | 3 |
| 16 | 14-0218 | Bolt — air cleaner to manifold ($\frac{1}{4}$ " UN.F. \times $3\frac{1}{2}$ ") | 2 |
| 17 | 82-7431 | Vent pipe — battery | 1 |
| 18 | 60-0706 | Clip — breather hose | 2 |
| 19 | 82-8743 | Connector hose — breather to air cleaner | 1 |
| 20 | 70-9138 | Element — air cleaner | 1 |
| 21 | 60-3276 | Air cleaner — complete assembly | 1 |
| 22 | 21-1981 | Bolt — coil clamp (10 UN.F. \times $1\frac{3}{4}$ ") | 2 |
| 23 | 24-7068 | Washer — spring, coil clamp bolt ($\cdot 203$ " \times $\cdot 328$ " \times $\cdot 064$ ") | 2 |
| 24 | 82-8549 | Coil clamp | 3 |
| 25 | 82-9654 | Sleeve — coil clamp | 3 |
| 26 | 14-0103 | Bolt — coil support to frame ($\frac{1}{4}$ " UN.F. \times $\frac{3}{4}$ ") | 1 |
| 27 | 27-8560 | Washer — coil support to frame bolt ($\cdot 266$ " \times $\cdot 625$ " \times $\cdot 048$ ") | 2 |
| 28 | 83-1384 | Coil support complete | 1 |
| 29 | 83-1984 | Washer — rubber, coil support to frame bolt | 2 |

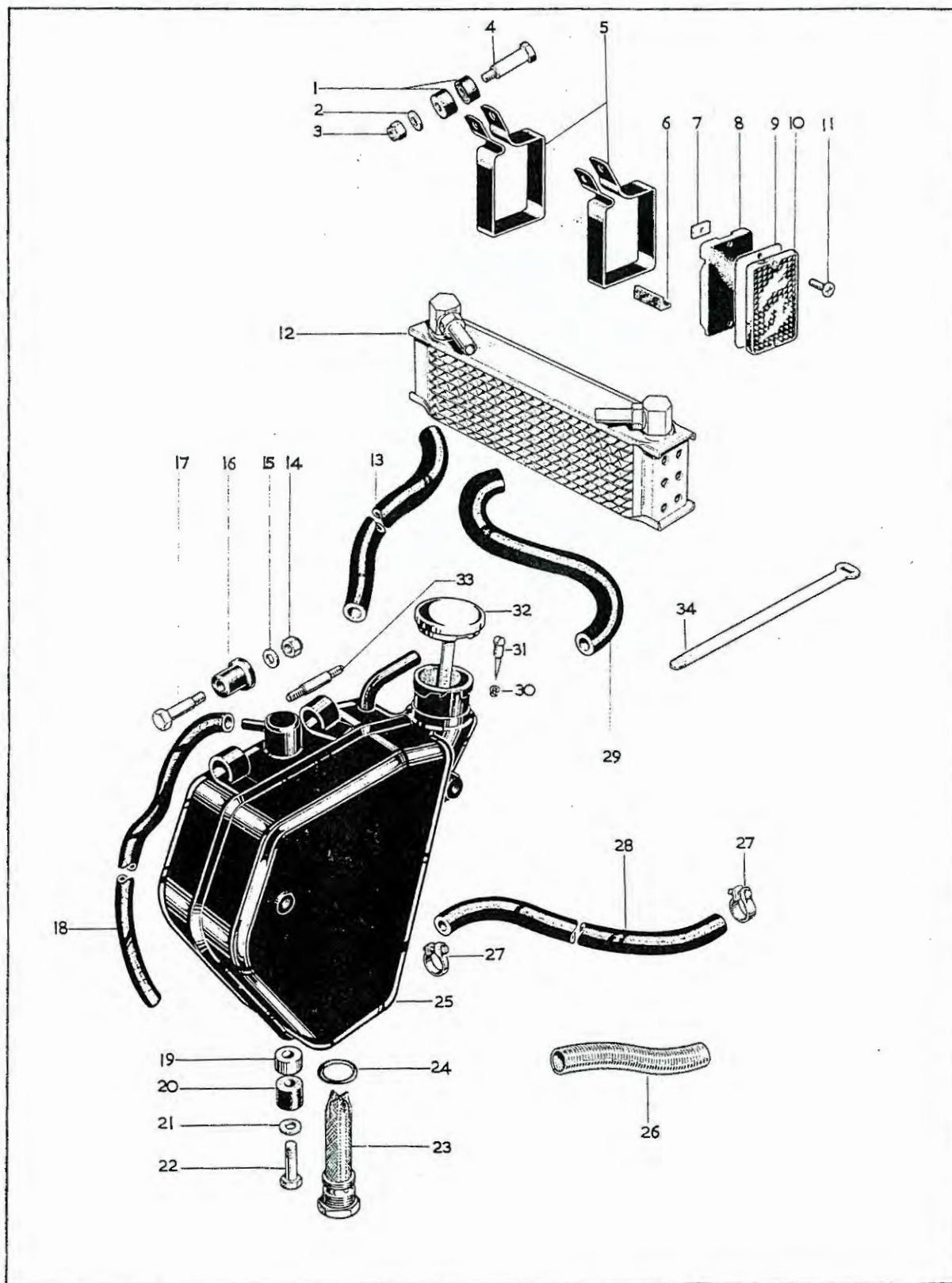


Plate 18

OIL TANK — OIL COOLER

| Plate Ref. | Part No. | Description | Per Set |
|------------|----------|--|---------|
| | 82-9574 | Oil cooler and reflector assembly | 1 |
| 1 | 82-8657 | Rubber — oil cooler mounting | 4 |
| 2 | 76-0101 | Washer — cooler strap mounting ($.266" \times .750" \times .080"$) | 2 |
| 3 | 14-1301 | Locknut — cooler strap mounting ($\frac{1}{4}"$ UN.F.) | 2 |
| 4 | 21-0752 | Bolt — cooler strap mounting ($\frac{1}{4}"$ UN.F. $\times 1-15/64"$) | 2 |
| 5 | 83-3128 | Strap — oil cooler mounting | 2 |
| 6 | 82-9322 | Packing rubber — oil cooler to strap | 8 |
| 7 | 82-9573 | Nut — oil cooler reflector mounting (4 B.A.) | 4 |
| 8 | 82-9571 | Mounting rubber — reflector fixing | 2 |
| 9 | 82-9906 | Backing plate — reflector fixing | 2 |
| 10 | 19-1338 | Reflector — front (amber) | 2 |
| 11 | 21-1940 | Screw — oil cooler reflector fixing (4 B.A.) | 4 |
| 12 | 82-9315 | Oil cooler | 1 |
| 13 | 70-8906 | Flexible pipe — oil cooler to rocker box | 1 |
| 14 | 14-1301 | Locknut — oil tank top mounting ($\frac{1}{4}"$ UN.F.) | 3 |
| 15 | 27-8560 | Washer — oil tank top mounting ($.266" \times .625" \times .048"$) | 4 |
| 16 | 40-8436 | Rubber — oil tank top mounting | 2 |
| 17 | 21-0754 | Bolt — oil tank top mounting | 1 |
| 18 | 82-9664 | Breather pipe — oil tank | 1 |
| 19 | 83-1952 | Distance piece — oil tank bottom mounting | 1 |
| 20 | 83-1585 | Rubber — oil tank bottom mounting | 1 |
| 21 | 02-0923 | Washer — oil tank bottom mounting ($.317" \times .625" \times \frac{1}{16}"$) | 1 |
| 22 | 14-0217 | Bolt — oil tank bottom mounting ($\frac{5}{16}"$ UN.F. $\times 1\frac{1}{4}"$) | 1 |
| 23 | 83-1387 | Oil tank filter plug complete | 1 |
| 24 | 68-0610 | "O" ring — filter plug | 1 |
| 25 | 83-3199 | Oil tank complete | 1 |
| 26 | 82-9530 | Spring — oil feed pipe | 1 |
| 26 | 82-9531 | Spring — oil return pipe | 1 |
| 27 | 70-6848 | Clip — flexible oil pipe | 2 |
| 28 | 70-8904 | Flexible pipe — oil tank to engine | 1 |
| 29 | 70-8907 | Flexible pipe — cooler to tank | 1 |
| 30 | 82-6874 | Spring — metering screw | 1 |
| 31 | 82-9435 | Metering screw — chain oiler ($\frac{1}{4}"$ UN.F. $\times 29/64"$) | 1 |
| 32 | 82-8627 | Filler cap and dipstick | 1 |
| 33 | 83-1386* | Stud — oil tank front mounting | 1 |
| 34 | 82-9918 | Clip — oil pipes to frame | 4 |

*Special material: 33—EN14B.

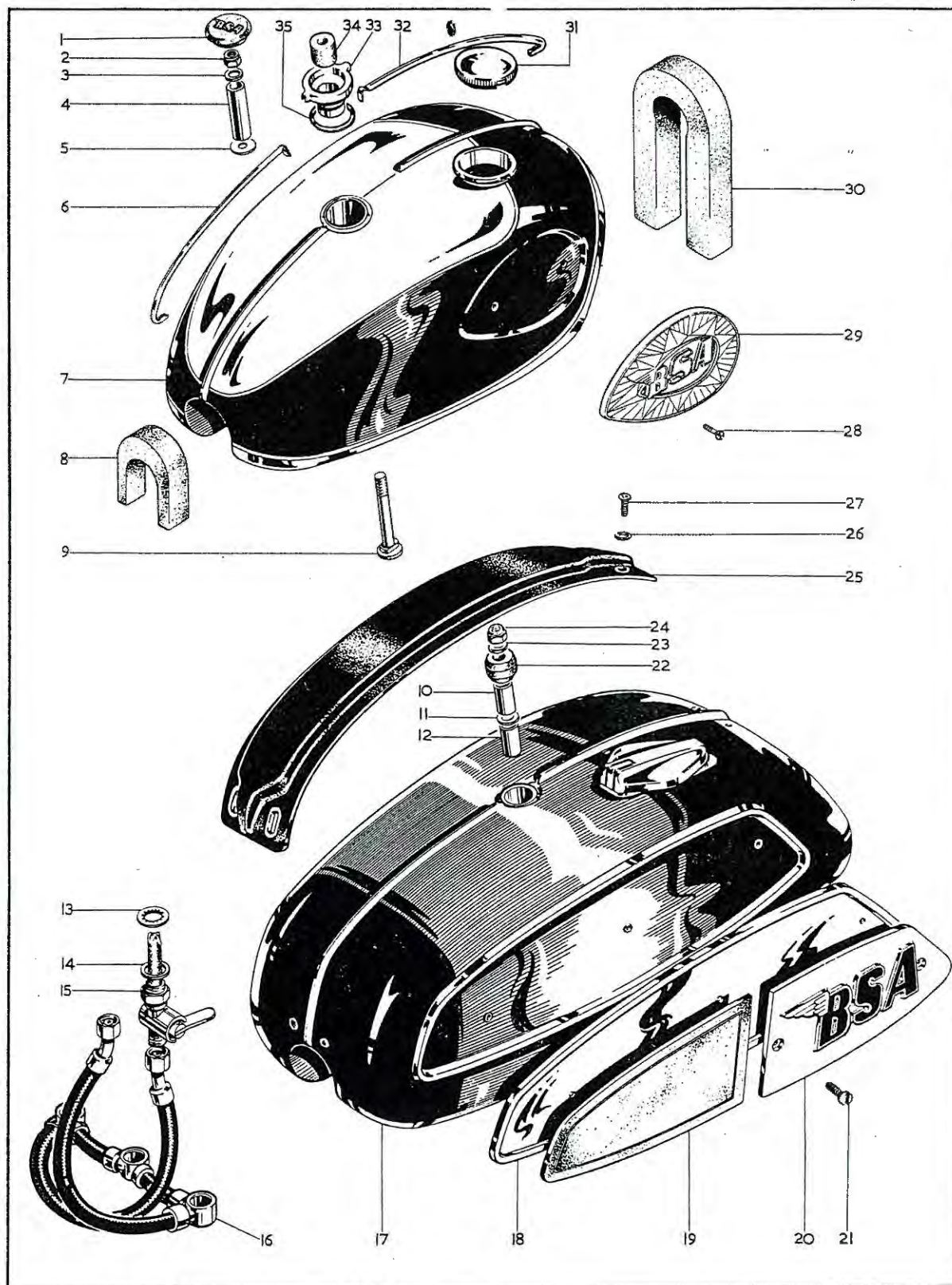
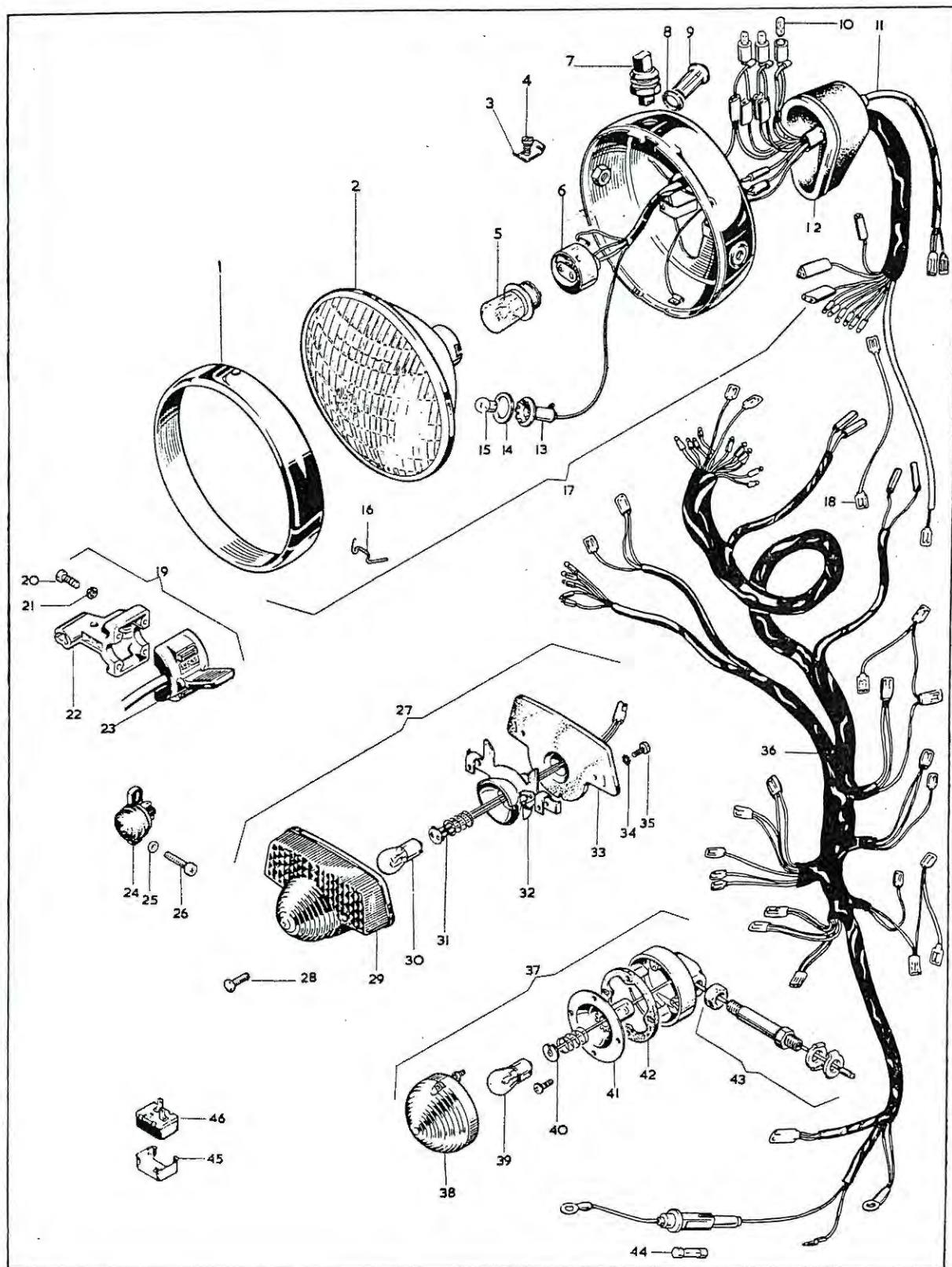


Plate 19

PETROL TANK

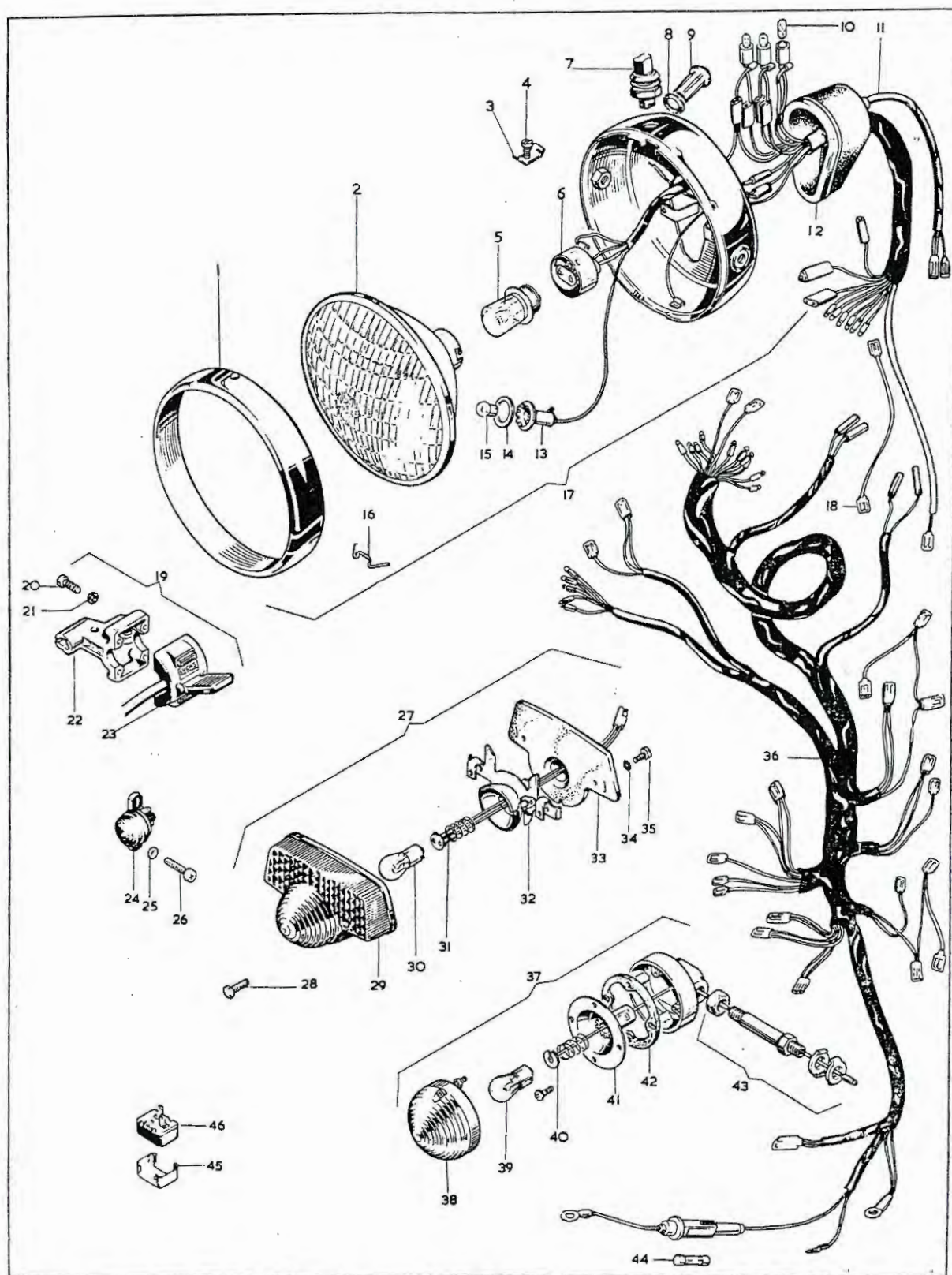
| Plate Ref. | Part No. | Description | Per Set |
|------------|----------|--|---------|
| 1 | 42-8010 | Grommet — petrol tank centre bolt | 1 |
| 2 | 14-0302 | Nut — petrol tank mounting ($\frac{1}{16}$ " UN.F.) | 1 |
| 3 | 68-8016 | Washer — petrol tank mounting, top ($\cdot 453" \times \cdot 906" \times \cdot 094"$) | 1 |
| 4 | 68-8174 | Spacer tube — petrol tank mounting | 1 |
| 5 | 76-0012 | Washer — petrol tank mounting, bottom ($\cdot 328" \times \cdot 563" \times \cdot 093"$) | 1 |
| 6 | 83-3147 | Styling strip — rear | 1 |
| 7 | 83-2747 | Petrol tank complete | 1 |
| 8 | 82-9920 | Rubber — petrol tank mounting, rear | 1 |
| 9 | 21-1993 | Bolt — petrol tank mounting | 1 |
| 10 | 76-4120 | Spacer tube — petrol tank mounting | 1 |
| 11 | 03-0101* | Washer — petrol tank mounting ($\cdot 328" \times 1 \cdot 125" \times \cdot 092"$) | 1 |
| 12 | 82-8327* | Spacer tube — petrol tank mounting | 1 |
| 13 | 83-0002 | Washer — petrol tap | 1 |
| 14 | 70-7351 | Sealing washer — petrol tap | 1 |
| 15 | 83-2800 | Petrol tap | 1 |
| 15 | 83-2801 | Petrol tap — reserve | 1 |
| 16 | 83-3355 | Petrol pipe assembly | 1 |
| 16 | 82-9436* | Petrol pipe assembly | 1 |
| 17 | 82-8391* | Petrol tank complete | 1 |
| 18 | 82-8588* | Panel — petrol tank, left | 1 |
| 18 | 82-8589* | Panel — petrol tank, right | 1 |
| 19 | 82-8590* | Knee pad — rubber, petrol tank | 1 |
| 19 | 82-8591* | Knee pad — rubber, petrol tank | 1 |
| 20 | 82-8611* | Badge — petrol tank, right | 1 |
| 20 | 82-8610* | Badge — petrol tank, left | 1 |
| 21 | 21-6206* | Screw — petrol tank badge and panel fixing | 6 |
| 22 | 40-8085* | Rubber — petrol tank mounting | 1 |
| 23 | 03-0101* | Washer — petrol tank mounting ($\cdot 328" \times 1 \cdot 125" \times \cdot 092"$) | 1 |
| 24 | 14-0302 | Nut — petrol tank mounting ($\frac{1}{16}$ " UN.F.) | 1 |
| 25 | 82-8609* | Styling strip — petrol tank | 1 |
| 26 | 82-8947* | Washer — styling strip to tank | 4 |
| 27 | 82-8946* | Screw — styling strip to tank (2 B.A. $\times \frac{5}{8}$ " countersunk) | 4 |
| 28 | 82-8250 | Screw — petrol tank badge fixing ($\frac{1}{8}$ " W. $\times \frac{5}{8}$ ") | 4 |
| 29 | 83-3270 | Badge — petrol tank, left | 1 |
| 29 | 83-3271 | Badge — petrol tank, right | 1 |
| 30 | 82-9919 | Rubber — petrol tank mounting, front | 1 |
| 31 | 82-3220 | Filler cap — petrol tank | 1 |
| 32 | 83-3146 | Styling strip — front | 1 |
| 33 | 68-8035 | Styling strip holder | 1 |
| 34 | 42-8017 | Rubber — petrol tank mounting | 1 |
| 35 | 68-8013 | Rubber ring — petrol tank mounting | 1 |

*Home and general export only.



ELECTRICAL EQUIPMENT (PART 1)

| Plate Ref. | Part Number | | Description | Per Set |
|------------|-------------|------------|--|---------|
| | B.S.A. No. | Makers No. | | |
| 1 | | 553248 | Headlamp rim | 1 |
| 2 | 19-0960 | 516801 | Light unit | 1 |
| 3 | | 534296 | Plate — rim fixing | 1 |
| 4 | | 144921 | Screw — rim fixing plate | 1 |
| 5 | | | Bulb — main (370) | 1 |
| 5 | 19-1064 | | Bulb — main, for France (371) | 1 |
| 6 | | 554602 | Bulb holder — main | 1 |
| 7 | 19-1095 | 31276 | Light switch | 1 |
| 8 | | 54140331 | Sealing washer — warning lights | 3 |
| 9 | | 54363453 | Direction indicator warning light body (amber) | 1 |
| 9 | | 54363454 | Oil pressure warning light body (red) | 1 |
| 9 | | 54363455 | Main beam warning light body (green) | 1 |
| 10 | | | Bulb — warning lights (281) | 3 |
| 11 | | 54959640 | Headlamp harness | 1 |
| 12 | 19-1349 | 54524048 | Rubber cover — headlamp harness | 1 |
| 13 | | 54573590 | Pilot bulb holder | 1 |
| 14 | | 554354 | Rubber ring — pilot bulb holder | 1 |
| 15 | | | Bulb — pilot (989) | 1 |
| 16 | | 504665 | Wire clip — light unit fixing | 6 |
| 17 | 19-1352 | 60260 | Headlamp | 1 |
| 18 | | 54954267 | Link lead — ignition coil | 1 |
| 19 | 19-1332 | 39596 | Handlebar switch assembly — right | 1 |
| 19 | 19-1333 | 39595 | Handlebar switch assembly — left | 1 |
| 20 | | 54115246 | Screw — handlebar switch | 8 |
| 21 | | 185022 | Washer — handlebar switch screw | 8 |
| 22 | 19-1335 | 54340881 | Lever half — handlebar switch (left and right) | 2 |
| 23 | 19-1337 | 54033667 | Switch half — handlebar switch (right) | 1 |



ELECTRICAL EQUIPMENT (PART 1)

| Plate Ref. | Part Number | | Description | Per Set | | | |
|------------|-------------|------------|---------------------------------------|---------|----|----|---|
| | B.S.A. No. | Makers No. | | | | | |
| 23 | 19-1334 | 54033666 | Switch half — handlebar switch (left) | .. | .. | .. | 1 |
| 24 | 19-0916 | 34815 | Stop switch — rear | .. | .. | .. | 1 |
| 25 | 26-9461 | | Washer — rear stop switch screw | .. | .. | .. | 4 |
| 26 | 42-4574 | | Screw — rear stop switch fixing | .. | .. | .. | 2 |
| 27 | 19-1245 | 53973 | Rear lamp — complete assembly | .. | .. | .. | 1 |
| 28 | | 144921 | Screw — rear lamp lens fixing | .. | .. | .. | 2 |
| 29 | | 54577109 | Lens — rear lamp | .. | .. | .. | 1 |
| 30 | | | Bulb — rear lamp (380) | .. | .. | .. | 1 |
| 31 | | 573828 | Interior bulb holder — rear lamp | .. | .. | .. | 1 |
| 32 | | 54525286 | Base plate — rear lamp | .. | .. | .. | 1 |
| 33 | | 54571677 | Gasket — rear lamp mounting | .. | .. | .. | 1 |
| 34 | | 188330 | Shakeproof washer — rear lamp fixing | .. | .. | .. | 2 |
| 35 | | 110714 | Screw — rear lamp fixing | .. | .. | .. | 2 |
| 36 | 19-1099 | 54959638 | Main harness | .. | .. | .. | 1 |
| 37 | 19-1067 | 56147 | Flasher lamp — complete assembly | .. | .. | .. | 4 |
| 38 | 19-1068 | 54581638 | Lens assembly — flasher lamp | .. | .. | .. | 4 |
| 39 | | | Bulb — flasher lamp (382) | .. | .. | .. | 4 |
| 40 | | 573832 | Interior assembly — flasher lamp | .. | .. | .. | 4 |
| 41 | | 554548 | Bulb holder shell — flasher lamp | .. | .. | .. | 4 |
| 42 | | 54580300 | Gasket — flasher lamp | .. | .. | .. | 4 |
| 43 | 19-1071 | 54582415 | Stem — flasher lamp (front) | .. | .. | .. | 2 |
| 43 | 19-1072 | 54582414 | Stem — flasher lamp (rear) | .. | .. | .. | 2 |
| 44 | 19-1249 | 188218 | Fuse — main harness (35 amp.) | .. | .. | .. | 1 |
| 45 | 19-1098 | 54385091 | Clip — flasher unit mounting | .. | .. | .. | 1 |
| 46 | 19-1079 | 35048 | Flasher unit | .. | .. | .. | 1 |
| | 19-1353* | 54386637 | Spring — flasher unit | .. | .. | .. | 1 |
| | 83-0033* | | Bolt — flasher unit spring | .. | .. | .. | 1 |
| | 76-0293* | | Washer — flasher unit spring | .. | .. | .. | 2 |
| | 54-9017* | | Nut — flasher unit spring | .. | .. | .. | 2 |

*Not illustrated

Note:—Where a part number is not quoted, that part is available from manufacturers only.

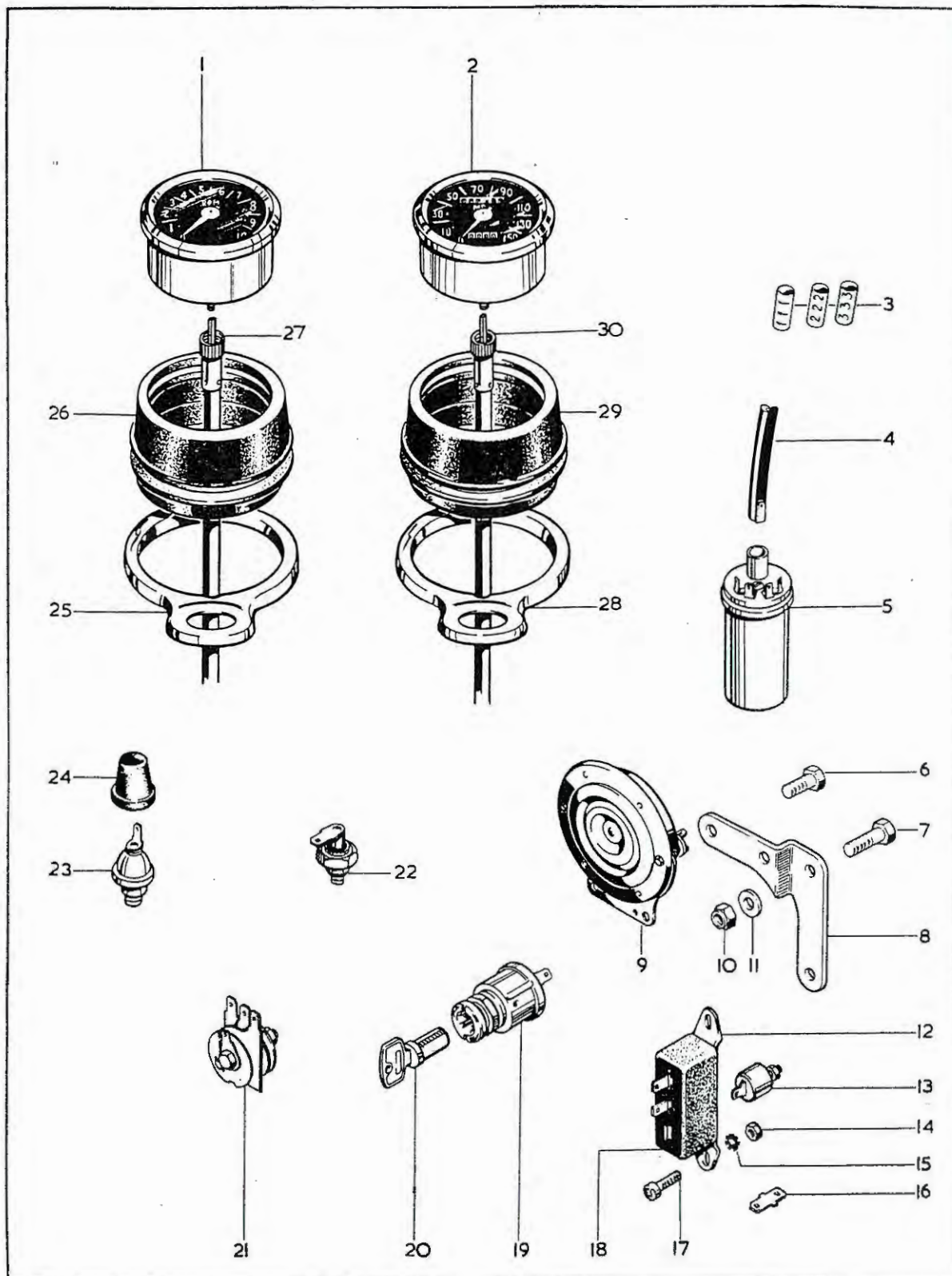


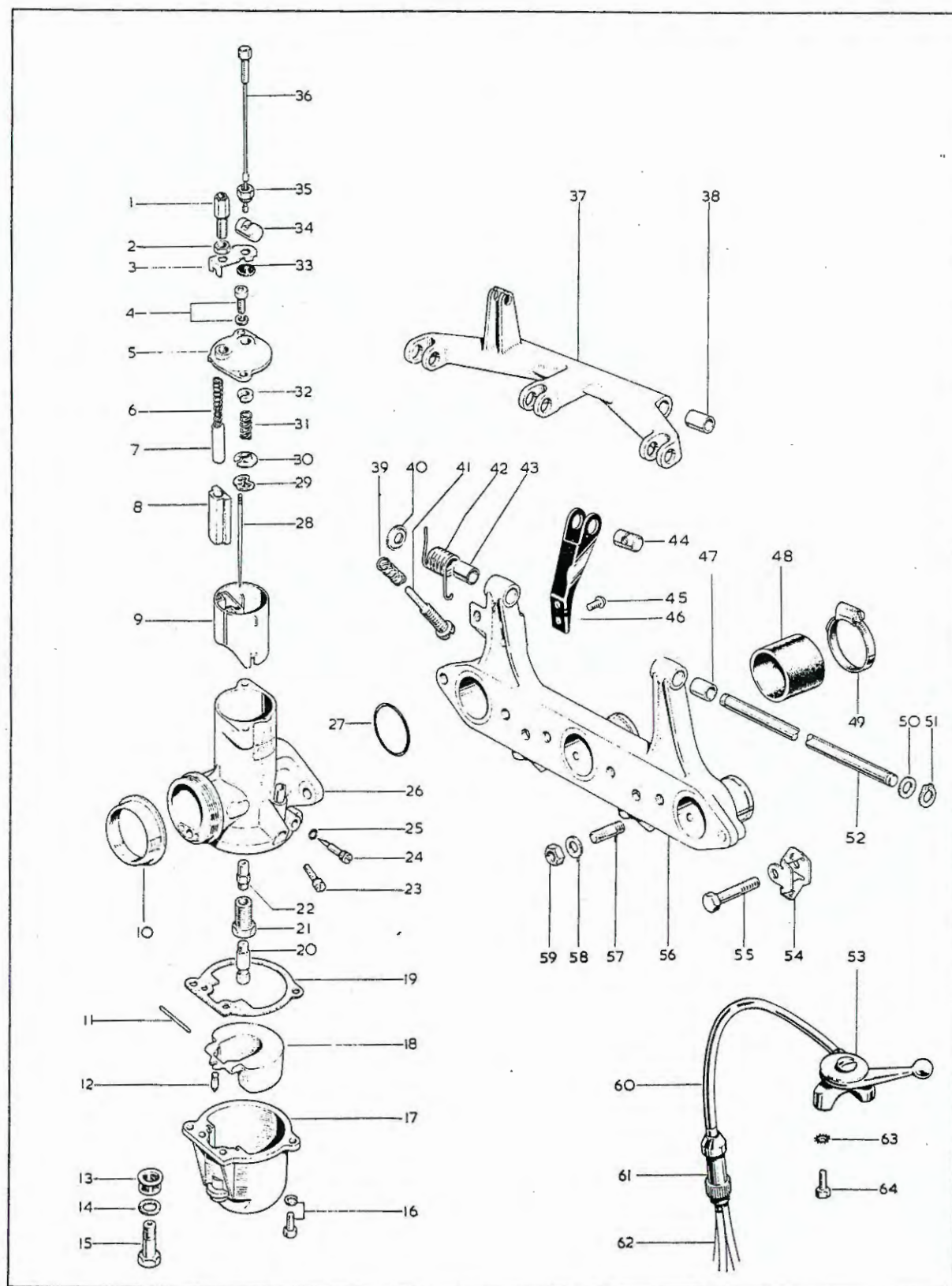
Plate 21

ELECTRICAL EQUIPMENT (PART 2)

| Plate Ref. | Part Number | | Description | Per Set |
|------------|-----------------------|---------------|--|---------|
| | B.S.A. No. Makers No. | | | |
| 1 | 19-8950 | RSM.3003/04 | Tachometer | 1 |
| 2 | 19-8948 | SSM.5007/00 | Speedometer — m.p.h. | 1 |
| 2 | 19-8949 | SSM.5007/01 | Speedometer — k.p.h. (optional) | 1 |
| 2 | 19-9080 | 41/148/203/10 | Speedometer trip shaft (not illustrated) | 1 |
| 3 | 60-2046 | | Identification sleeve — No. 1 high-tension lead | 1 |
| 3 | 60-2047 | | Identification sleeve — No. 2 high-tension lead | 1 |
| 3 | 60-2048 | | Identification sleeve — No. 3 high-tension lead | 1 |
| 4 | 19-1898 | 54956436 | High-tension lead — non-resistive | 3 |
| 4 | 19-1899* | 54956478 | High-tension lead — resistive | 3 |
| 5 | 19-1881 | 45221 | High-tension coil | 3 |
| 6 | 14-0103 | | Bolt — horn to bracket | 2 |
| 7 | 14-0101 | | Bolt — horn bracket to frame | 2 |
| 8 | 83-3269 | | Horn bracket | 1 |
| 9 | 19-2084 | 70216 | Horn | 1 |
| 10 | 14-1202 | | Locknut — horn and horn bracket fixing ($\frac{1}{4}$ " UN.F.) | 4 |
| 11 | 60-2320 | | Washer — horn and horn bracket ($\cdot 270" \times \cdot 562" \times \cdot 056"$) | 4 |
| 12 | 19-1861 | 54418526 | Base plate — condenser set | 1 |
| 13 | 19-1847 | 54420128 | Condenser | 3 |
| 14 | 02-0047 | | Nut — condenser base plate fixing ($\frac{3}{16}$ " B.S.C.) | 2 |
| 15 | 29-3319 | | Washer — condenser base plate fixing screw ($\cdot 200" \times \cdot 400" \times \cdot 021"$) | 2 |
| 16 | 19-1915 | 54190038 | "Lucar" blade — condenser earth | 1 |
| 17 | 40-0236 | | Screw — condenser base plate fixing (2 B.A. $\times \frac{5}{8}$ ") | 2 |
| 18 | 19-1848 | 54418528 | Cover — condenser pack | 1 |
| 19 | 19-1914 | 54033691 | Master switch — ignition | 1 |
| 20 | 82-6981 | | Lock and keys — ignition switch | 1 |
| 21 | 19-1715 | 49072 | Rectifier | 1 |
| 22 | 19-1735 | 54048288 | Zener diode | 1 |
| 23 | 19-6508 | PS.5300/1/07 | Switch — oil pressure | 1 |
| 24 | 60-2045 | | Cover — oil pressure switch | 1 |
| 25 | 97-4026 | | Bracket — tachometer mounting | 1 |
| 26 | 60-2600 | | Cup — tachometer mounting | 1 |
| 27 | 19-9107 | | Cable — tachometer drive | 1 |
| 28 | 97-4026 | | Bracket — speedometer mounting | 1 |
| 29 | 60-2600 | | Cup — speedometer mounting | 1 |
| 30 | 19-9108 | | Cable — speedometer drive | 1 |

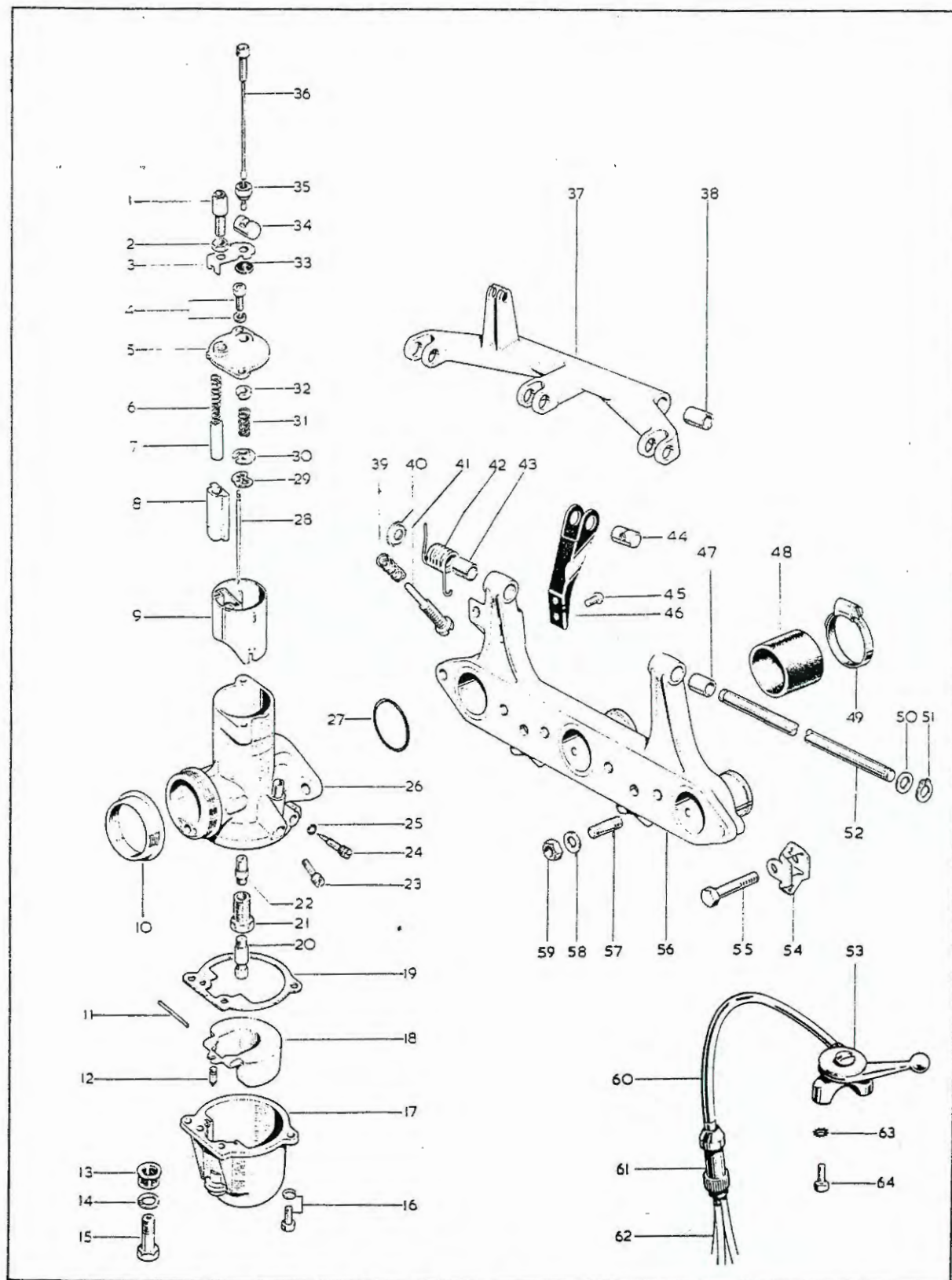
*Home and General Export only.

Note:—Where a part number is not quoted, that part is available from manufacturers only.



CARBURETTERS — THROTTLE LINKAGE

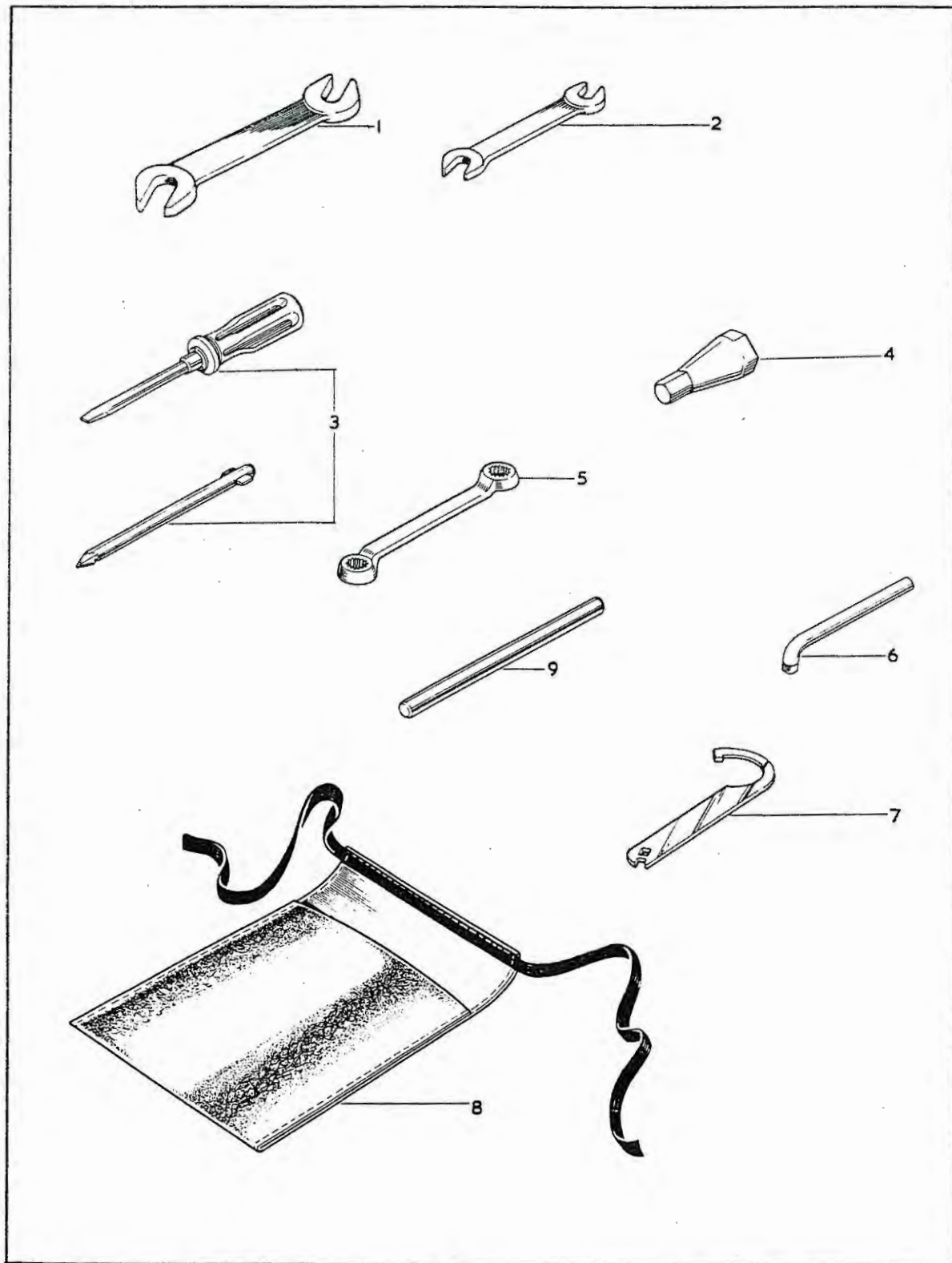
| Plate Ref. | Part Number | | Description | Per Set |
|------------|-------------|------------|---|---------|
| | B.S.A. No. | Makers No. | | |
| 1 | 19-2711 | 4/035 | Adjuster — air cable | 3 |
| 2 | | 5/077 | Locknut — air cable adjuster | 3 |
| 3 | | 622/125 | Locating clip — top cap seal washer | 3 |
| 4 | 19-3093 | 622/086 | Screw and washer — top cap fixing | 6 |
| 5 | | 622/097 | Top cap — carburetter body | 3 |
| 6 | | 622/129 | Spring — air valve | 3 |
| 7 | | 622/134 | Guide — air valve spring | 3 |
| 8 | 19-3091 | 622/062 | Air valve | 3 |
| 9 | 19-3129 | 622/060 | Throttle valve (3½) | 3 |
| 10 | 70-9586 | | Adaptor — carburetter intake | 3 |
| 11 | 19-3116 | 622/071 | Float spindle | 3 |
| 12 | 19-3105 | 622/068 | Needle for float | 3 |
| 13 | 19-3048 | 376/093 | Petrol filter | 3 |
| 14 | 19-2834 | 13/163 | Washer — fibre. banjo bolt | 3 |
| 15 | 19-3103 | 622/078 | Banjo bolt — petrol pipe to float chamber | 3 |
| 16 | 19-3093 | 622/086 | Screw and washer — float chamber fixing | 6 |
| 17 | 19-3132 | 622/050 | Float chamber | 3 |
| 18 | 19-3102 | 622/069 | Float | 3 |
| 19 | 19-3106 | 622/073 | Gasket — float chamber | 3 |
| 20 | 19-3099 | 376/100 | Main jet (150) | 3 |
| 21 | | 622/128 | Main jet holder | 3 |
| 22 | 19-3136 | 622/122 | Needle jet (·106") | 3 |
| 23 | | 622/133 | Screw — throttle valve adjusting | 3 |
| 24 | 19-3113 | 622/076 | Screw — pilot air adjusting | 3 |
| 25 | 19-3098 | 622/082 | "O" ring — adjusting screws | 6 |
| 25 | 19-2409 | L.626/48 | Carburetter complete (left) | 1 |
| 25 | 19-2415 | R.626/49 | Carburetter complete (centre) | 1 |
| 26 | 19-2408 | R.626/47 | Carburetter complete (right) | 1 |
| 27 | 19-3090 | 622/101 | "O" ring — carburetter flange | 3 |
| 28 | 19-3137 | 622/124 | Throttle needle | 3 |
| 29 | 19-3095 | 622/067 | Clip — throttle needle | 3 |
| 30 | 60-1987 | 622/116 | Retaining plate — throttle rod spring | 3 |
| 31 | 60-1960 | 622/113 | Spring — throttle rod retaining | 3 |
| 32 | 60-1959 | 622/115 | Cap — throttle rod retaining | 3 |



CARBURETTERS — THROTTLE LINKAGE

| Plate Ref. | Part Number | | Description | Per Set |
|------------|-------------|------------|--|---------|
| | B.S.A. No. | Makers No. | | |
| 33 | | 622/126 | Seal washer — carburetter top cap | 3 |
| 34 | 70-9243 | | Trunnion — throttle linkage | 3 |
| 35 | 70-9253 | | Locknut — throttle rod | 3 |
| 36 | 60-1984 | 622/119 | Throttle assembly | 3 |
| 37 | 70-9278 | | Arm assembly — throttle linkage | 1 |
| 38 | 70-9073 | | Bush — throttle arm | 2 |
| 39 | 70-9254 | | Spring — adjuster screw, throttle arm | 1 |
| 40 | 70-9821 | | Retainer — throttle return spring | 1 |
| 41 | 70-9252 | | Adjuster screw — throttle arm | 1 |
| 42 | 70-9880 | | Spring — throttle arm return | 1 |
| 43 | 70-9820 | | Distance piece — throttle return spring | 1 |
| 44 | 70-9243 | | Trunnion — throttle linkage | 1 |
| 45 | 21-0774 | | Screw — support arm to adaptor | 2 |
| 46 | 70-9242 | | Support arm — throttle linkage | 1 |
| 47 | 70-9073 | | Bush — adaptor spindle | 2 |
| 48 | 70-9060 | | Connection tube | 3 |
| 49 | | | “Jubilee” clip — connection tube | 6 |
| 50 | 71-0245 | | Washer — throttle arm spindle backing | 1 |
| 51 | 70-9255 | | Circlip — throttle arm spindle | 1 |
| 52 | 70-9251 | | Spindle — throttle arm | 1 |
| 53 | 60-3567 | | Lever — air control | 1 |
| 54 | 83-3665 | | Bracket — air control lever | 1 |
| 55 | 14-0219 | | Bolt — air control lever bracket to carburetter adaptor ($\frac{5}{16}$ " UN.F. \times $1\frac{1}{2}$ ") | 1 |
| 56 | 71-1303 | | Carburetter adaptor | 1 |
| 57 | 14-1619 | | Stud — carburetter mounting ($\frac{3}{16}$ " UN.C./UN.F. \times $1\frac{1}{4}$ ") | 6 |
| 58 | 54-0055 | | Washer — carburetter mounting ($.344" \times .625" \times .063"$) | 6 |
| 59 | 14-0302 | | Nut — carburetter mounting ($\frac{5}{16}$ " UN.F.) | 6 |
| 60 | 60-3566 | | Cable — air control, lever to junction box | 1 |
| 61 | 60-1978 | | Junction box — air control cable | 1 |
| 62 | 60-2061 | | Cable — air control, junction box to carburetters | 3 |
| 63 | 54-0170 | | Washer — shakeproof, air control lever fixing bolt | |
| 64 | 40-3044 | | Bolt — air control lever to bracket (2 B.A. \times $\frac{3}{4}$ ") | 2 |

Note:—Where a part number is not quoted, that part is available from manufacturers only.



TOOLS

| Plate Ref. | Part No. | Description | Per Set |
|------------|----------|---|---------|
| | 60-3351 | Toolkit complete | 1 |
| 1 | 60-2647 | Double open-ended spanner ($\frac{3}{4}$ " \times $\frac{11}{16}$ " A.F.) | 1 |
| 2 | 60-3350 | Double open-ended spanner ($\frac{11}{16}$ " \times $\frac{9}{16}$ " A.F.) | 1 |
| 3 | 60-0767 | Screwdriver complete | 1 |
| 4 | 60-1910 | Spark plug spanner | 1 |
| 5 | 60-1907 | Double-ended ring spanner ($\frac{7}{16}$ " \times $\frac{1}{2}$ " A.F.) | 1 |
| 6 | 60-2020 | Tappet spanner | 1 |
| 7 | 75-9076 | "C" spanner with square socket | 1 |
| 8 | 75-9089 | Tool roll | 1 |
| 9 | 60-1911 | Tommy bar | 1 |