

**B.S.A. Motor Cycle
Spare Parts
1938 models**



Price 5/-

GENERAL INDEX.

| | <i>Pages</i> | | <i>Pages.</i> |
|--|--------------|---|------------------|
| Battery Carrier | 100 | Handlebar Controls | 176 to 196 |
| Carburettor Settings | 207 | Index (Numerical), Motor Cycle Parts ... | 238 to 288 |
| Carrier | 100 | Index (Numerical), Sidecar Parts... ... | 288 to 296 |
| Chaincase, Chainguard and Fittings | 162 and 164 | Instrument Panel... .. | 170 and 172 |
| Clutch | 82 and 84 | Mudguards and Fittings... .. | 132 to 144 |
| Connecting Rods, Bushes, etc. | 34 and 36 | Oil Pressure Gauge | 170 |
| Crankcase and Components, etc. | 28 to 34 | Oil Pump (Mechanical) | 48 to 54 |
| Cush Drive and Components | 38 and 40 | Oil Tank | 172 and 174 |
| Cylinders and Components | 12 to 26 | Pillion Footrests | 150 and 152 |
| Detachable Wheels (Front and Rear) | 110 to 118 | Pistons | 26 and 28 |
| Engine, General | 12 to 62 | Prop Stand | 98 |
| Engine and Frame Numbers | 206 | Rear Brake Control | 146 and 148 |
| Equipment... .. | 208 | Rear Stand | 98 |
| Exhaust Pipes | 54 to 62 | Sidecar Stay Chart | 210 |
| Flywheels and Components | 36 and 38 | Sidecar Components | 216 to 236 |
| Footrests, Footplates, Legshields and Fittings | 150 to 160 | Silencer and Fittings | 54 to 62 |
| Frame and Fittings | 86 to 100 | Spares and Repairs | 3 |
| Front Fork and Fittings | 102 to 108 | Speedometer Internal Drive | 112 and 114, 126 |
| Front Stand | 98 | Steering Damper Parts | 106 and 108 |
| Gearbox and Control Parts (4-speed)... .. | 64 to 84 | Stockists of B.S.A. Spare Parts | 4 to 11 |
| Gear Foot Change (4-speed) | 78 and 80 | Tank and Fittings | 166 to 174 |
| Gear Ratios | 121 | Tappets and Components | 42 to 48 |
| Guarantee | 2 | Tools and Sundries | 198 to 204 |
| Handlebar | 98 | Valves and Fittings | 16 and 18 |
| | | Wheels, Hubs and Fittings | 110 to 130 |

NOTE — Figures in brackets denote number per set, e.g., (2), 2 per set.

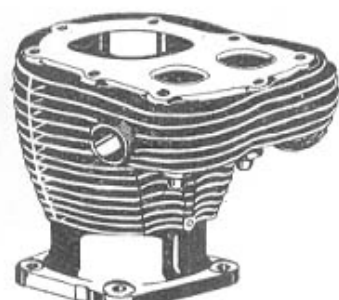
ENGINE.

When no figures in brackets are shown one part constitutes a set.

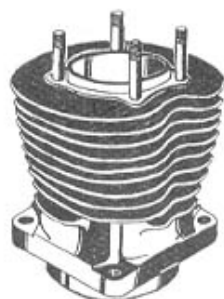
| DESCRIPTION. | B20. B23. | B21. | B22. | B24. | B25. | B26. | M19. | M20. M21. | M22. | M23. M24. | Y13. | G14. |
|--|--------------|---------|---------|---------|---------|---------|---------|--------------|---------|--------------|------------|-----------|
| Cylinder Barrel | — | 65-30 | 65-29 | 65-146 | 65-146 | 65-147 | 66-60 | — | 66-52 | — | — | — |
| Do. (M23 only) | — | — | — | — | — | — | — | — | — | 66-52 | — | — |
| Do. with liner (M24 only) | — | — | — | — | — | — | — | — | — | 66-186 | — | — |
| Do. with liner, valve guides and studs (B23, M20, M21 only). | 65-160 | — | — | — | — | — | — | 66-73 | — | — | — | — |
| Do. with valve guides and studs (B20 only). | 65-69 | — | — | — | — | — | — | — | — | — | — | — |
| Do. with cylinder head studs | — | — | — | — | — | — | — | — | — | — | 15-2314(2) | — |
| Do. (front), with valve guides | — | — | — | — | — | — | — | — | — | — | — | 26-72 |
| Do. (rear) do. | — | — | — | — | — | — | — | — | — | — | — | 26-75 |
| Cylinder Head (B20, M20, G14 only). | 65-28 | — | — | — | — | — | — | 66-70 | — | — | — | 26-70(2) |
| Do. (B23, M21 only) .. | 65-167 | — | — | — | — | — | — | 66-71 | — | — | — | — |
| Do. with valve guides and studs. | — | 65-25 | 65-25 | 65-149 | 65-149 | 65-149 | 66-120 | — | 66-103 | — | — | — |
| Do. do. (M23 only) | — | — | — | — | — | — | — | — | — | 66-108 | — | — |
| Do. with fixed fittings (M24 only). | — | — | — | — | — | — | — | — | — | 66-180 | — | — |
| Do. (two-port). with valve guides and studs (M23 only) | — | — | — | — | — | — | — | — | — | 66-130 | — | — |
| Do. (two-port). with valve guides and studs. | — | — | — | 65-155 | 65-155 | 65-155 | — | — | 66-130 | — | — | — |
| Do. (front). with valve g'des | — | — | — | — | — | — | — | — | — | — | 33-46 | — |
| Do. (rear) do. | — | — | — | — | — | — | — | — | — | — | 33-48 | — |
| Cylinder Head Washer (B20, M20, M21, M24 only). | 65-93 | — | — | — | — | — | — | 66-118 | — | 66-189 | — | — |
| Do. (B23, Y13, G14 only) | 65-168 | — | — | — | — | — | — | — | — | — | 15-2328(2) | 24-469(2) |
| Cylinder Head Oil Union (M24 only). | — | — | — | — | — | — | — | — | — | 27-8348/1 | — | — |
| Do. Timing Bolt | 24-8328 | — | — | — | — | — | — | 24-8328 | — | — | — | — |
| Do. Plug Bolt | — | 24-8788 | 24-8788 | 24-8788 | 24-8788 | 24-8788 | 24-8788 | — | 24-8788 | 24-8788 | — | — |
| Do. Plug Bolt Washer .. | — | M841 | M841 | M841 | M841 | M841 | M841 | — | M841 | M841 | — | — |
| Cylinder Base Paper Washer (M24 only). | — | — | — | — | — | — | — | — | — | 66-192 | — | — |
| Do. Paper Washer .. | 65-80 | 65-34 | 65-34 | 65-148 | 65-148 | 65-148 | 66-68 | 66-67 | 66-68 | 66-68 | 15-2319(2) | M850(2) |

SEE FURTHER PARTICULARS FOR ORDERING SPARE PARTS ON PAGE 62.


ENGINE.



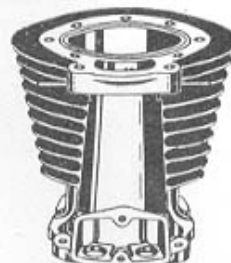
26-72



15-2314




65-160
65-69



66-186



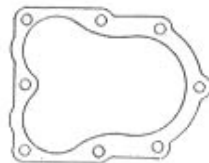
66-73



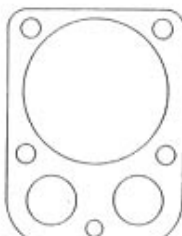
26-75



65-29 65-30
65-146 65-147



65-168



65-80



15-2328



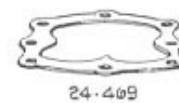
66-189



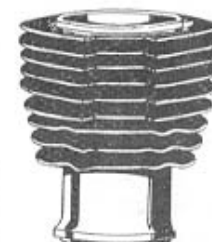
15-2319



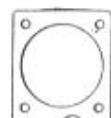
66-68
65-148
65-34



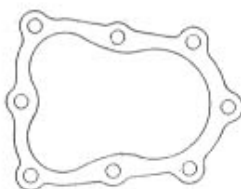
24-409



66-60
66-52



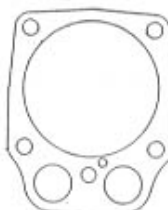
M.850.



66-118



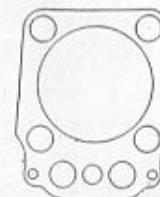
27-8348



66-67



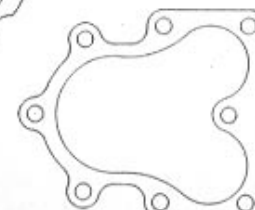
66-70 65-28
66-71 65-167



66-192




24-8328



65-93



M.841




66-120



65-149




66-180




65-25



24-8788



66-108
66-103



65-155




33-48



26-70



33-46



66-130

NOTE.—Figures in brackets denote number per set, e.g., (2), 2 per set.

Engine—continued.

When no figures in brackets are shown one part constitutes a set.

| DESCRIPTION. | B20. B23. | B21. | B22. | B24. | B25. | B26. | M19. | M20. M21. | M22. | M23. M24. | Y13. | G14. |
|--|-------------------|------------------|------------------|------------------|------------------|------------------|------------------|------------------|------------------|------------------|------------|------------------|
| Cylinder Base Shim .. | — | — | — | — | — | — | — | — | — | — | — | 26-100(2) |
| Cylinder Head Bolt .. | — | — | — | — | — | — | — | — | — | — | — | 24-381/1 (16) |
| Do. (long) | *27-5156/1 (5) | — | — | — | — | — | — | 36-11/1 (5) | — | — | — | — |
| Do. (short) | 27-6260/1 (3) | — | — | — | — | — | — | 35-1086/1 (3) | — | — | — | — |
| Do. (short) (M24 only) .. | — | — | — | — | — | — | — | — | — | 24-102/1 (2) | — | — |
| Do. (short) Nut (M24 only) | — | — | — | — | — | — | — | — | — | 24-6040/1 (2) | — | — |
| Do. Washer | F21/1(8) | — | — | — | — | — | — | EB76A/1 (7) | — | — | — | — |
| Cylinder Head Securing Bolt | — | 65-55/1 (4) | 65-55/1 (4) | 65-61/1 (4) | 65-61/1 (4) | 65-61/1 (4) | 66-123/1 (4) | — | 66-115/1 (4) | 66-115/1 (4) | — | — |
| Do. (medium) (M24 only) | — | — | — | — | — | — | — | — | — | 66-134/1 (3) | — | — |
| Cylinder Head Stud .. | — | — | — | — | — | — | — | — | — | — | 31-36/1(8) | — |
| Do. Oil Union (M24 only) | — | — | — | — | — | — | — | — | — | 27-8348/1 | — | — |
| Sparking Plug | 66-100 | 66-100 | 66-101 | 66-101 | 66-101 | 66-100 | 66-101 | 66-100 | 66-101 | 66-101 | 33-114(2) | 33-114(2) |
| Do. Washer | 66-102 | 66-102 | 66-102 | 66-102 | 66-102 | 66-102 | 66-102 | 66-102 | 66-102 | 66-102 | EA32(2) | EA32(2) |
| Do. Waterproof Terminal | 31-505 | 31-505 | 31-505 | 31-505 | 31-505 | 31-505 | 31-505 | 31-505 | 31-505 | 31-505 | 31-505(2) | 31-505(2) |
| Compression Tap | — | — | — | — | — | — | — | — | — | — | — | 26-1235(2) |
| Do. Washer | — | — | — | — | — | — | — | — | — | — | — | EA32(2) |
| Carburettor Attachment Stud (M24 only). | — | — | — | — | — | — | — | — | — | 29-565/1 (2) | — | — |
| Carburettor Attachment Stud | 24-5205/1 (2) | 24-5205/1 (2) | 24-5205/1 (2) | 24-5205/1 (2) | 24-5205/1 (2) | 24-5205/1 (2) | 24-5205/1 (2) | 24-5205/1 (2) | 24-5205/1 (2) | 24-5205/1 (2) | — | — |
| Do. (G.P.O.) | 24-5206/1 | — | — | — | — | — | — | — | — | — | — | — |
| Do. (G.P.O.) | 65-73/1 | — | — | — | — | — | — | — | — | — | — | — |
| Carburettor Stud Nut .. | EA80/1(2) | EA80/1(2) | EA80/1(2) | EA80/1(2) | EA80/1(2) | EA80/1(2) | EA80/1(2) | EA80/1(2) | EA80/1(2) | EA80/1(2) | — | — |
| Do. Nut (M24 only) .. | — | — | — | — | — | — | — | — | — | 15-5196/1 (2) | — | — |
| Do. Spring Washer .. | 24-8784(2) | 24-8784(2) | 24-8784(2) | 24-8784(2) | 24-8784(2) | 24-8784(2) | 24-8784(2) | 24-8784(2) | 24-8784(2) | 24-8784(2) | — | — |
| Do. Flange Joint Washer | 66-127 | 66-127 | 66-127 | 66-127 | 66-127 | 66-127 | 66-127 | 66-127 | 66-127 | 66-127 | — | — |
| Do. do (M24 only) | — | — | — | — | — | — | — | — | — | 66-129 | — | — |

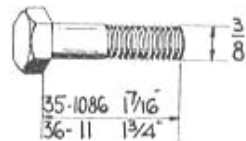
* 4 per set B23.

SEE FURTHER PARTICULARS FOR ORDERING SPARE PARTS ON PAGE 62.

ENGINE.



27-8348



24-102



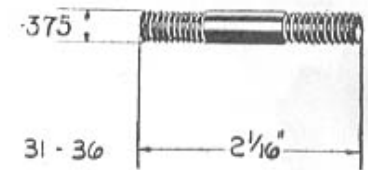
66-100
66-101



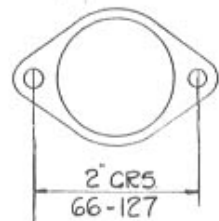
33-114



29-565



24-5205
24-5206



66-129



EA 32
66-102



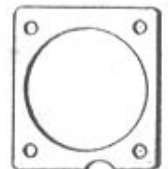
26-1235



31-505



65-73



26-100



F21
EB. 76A.



24-8784



EA 80



24-6040



15-5196



65-55
65-61



66-134



66-115
66-123

NOTE.—Figures in brackets denote number per set, e.g., (2), 2 per set.

Engine—continued.

When no figures in brackets are shown one part constitutes a set

| DESCRIPTION. | B20. B23. | B21. | B22. | B24. | B25. | B26. | M19. | M20. M21. | M22. | M23. M24. | Y13. | G14. |
|--|---|------------|----------|--------|--------|--------|--------|--------------|--------|--------------|------------------|------------|
| Cylinder Induction Pipe (twin) with collar sleeve and nuts. | — | — | — | — | — | — | — | — | — | — | — | 26-1266/1 |
| Do. (twin) | — | — | — | — | — | — | — | — | — | — | 33-141 | 26-1265/1 |
| Do. Sleeve (twin) .. . | — | — | — | — | — | — | — | — | — | — | 33-144/1(2) | M616/1 |
| Do. Nut (twin) (front) .. | — | — | — | — | — | — | — | — | — | — | 33-143/1 | M617/1 |
| Do. Collar (twin) (front) | — | — | — | — | — | — | — | — | — | — | 33-142/1 | M618/1 |
| Do. Nut (twin) (rear) .. | — | — | — | — | — | — | — | — | — | — | 33-143/1 | M619/1 |
| Do. Collar (twin) (rear) .. | — | — | — | — | — | — | — | — | — | — | 33-142/1 | M620/1 |
| Do. Collar Ring | — | — | — | — | — | — | — | — | — | — | 33-145(2) | — |
| Do. (twin). with collar, sleeve and nuts. | } Only required when Base Shim is fitted | } Cylinder | } fitted | — | — | — | — | — | — | — | — | 26-1264/1 |
| Do. Collar (twin) (front) | | | | — | — | — | — | — | — | — | — | 26-1262/1 |
| Do. Collar (twin) (rear) .. | | | | — | — | — | — | — | — | — | — | 26-1263/1 |
| Inlet Valve Lubricator Pipe, complete (front cylinder). | — | — | — | — | — | — | — | — | — | — | 31-480/1 | — |
| Do. (rear cylinder) .. . | — | — | — | — | — | — | — | — | — | — | 31-483/1 | — |
| Lubricator Pipe Union Screw | — | — | — | — | — | — | — | — | — | — | 27-8346/1 (2) | — |
| Do. Union | — | — | — | — | — | — | — | — | — | — | 24-8359/1 (2) | — |
| Cylinder Valve Guide (inlet) | 65-42(2) | 65-37 | 65-37 | 65-37 | 65-37 | 65-37 | 66-144 | 66-137(2) | 66-143 | 66-143 | 31-55(2) | 24-400(2) |
| Do. (exhaust) | 65-42 | 65-37 | 65-37 | 65-44 | 65-44 | 65-44 | 66-143 | 66-137 | 66-142 | 66-142 | 31-58(2) | 24-400(2) |
| Do. (exhaust) (top) .. . | 65-43 | — | — | — | — | — | — | 66-138 | — | — | — | — |
| Cylinder Valve Guide (inlet) (M24 only). | — | — | — | — | — | — | — | — | — | 66-193 | — | — |
| Do. (exhaust) (M24 only) | — | — | — | — | — | — | — | — | — | 66-194 | — | — |
| Cylinder Inlet Valve (B20 only). | 65-202 | — | — | — | — | — | — | — | — | — | — | — |
| Do. Exhaust Valve (B20 only) | 65-201 | — | — | — | — | — | — | — | — | — | — | — |
| Do. do. (B20, G.P.O. only) | 65-203 | — | — | — | — | — | — | — | — | — | — | — |
| Do. Inlet Valve (B23 only) | 65-220 | — | — | — | — | — | — | — | — | — | — | — |
| Do. Exhaust Valve (B23 only) | 65-221 | — | — | — | — | — | — | — | — | — | — | — |
| Do. Inlet Valve | — | 65-207 | 65-207 | 65-151 | 65-151 | 65-151 | 66-217 | 66-206 | 66-213 | 66-213 | 15-2309(2) | 15-1199(2) |
| Do. Exhaust Valve .. . | — | 65-208 | 65-208 | 65-152 | 65-152 | 65-152 | 66-215 | 66-208 | 66-211 | 66-211 | 15-2309(2) | 15-1206(2) |
| Cylinder Valve Stem Cap (inlet). | — | 65-209 | 65-209 | 65-209 | 65-209 | 65-209 | — | — | — | — | 31-99(2) | — |

SEE FURTHER PARTICULARS FOR ORDERING SPARE PARTS ON PAGE 62.

ENGINE.



31-483



31-55



66-142 66-143
66-193 66-194
66-144



31-58



65-42
65-43
66-137
66-138



31-480



M616



M617
M619



24-400



31-99
65-209



65-44
65-37



33-145



M620

26-1263
26-1262



33-143



33-142



26-1265



33-141



M618



33-144



15-1199
15-1206



24-8359



65-151 66-211
65-152 66-213
65-207 66-215
65-208 66-217
15-2309



27-8346



65-201 66-206
65-202 66-208
65-203
65-220
65-221

NOTE.—Figures in brackets denote number per set e.g., (2), 2 per set.

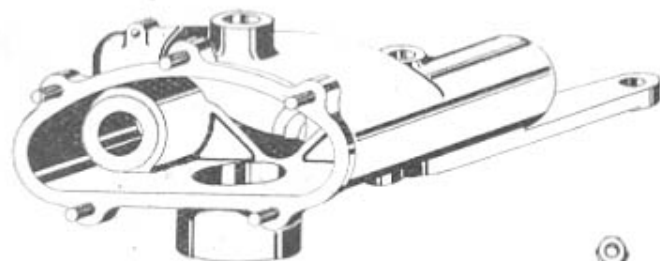
Engine—continued.

When no figures in brackets are shown one part constitutes a set.

| DESCRIPTION. | B20. B23. | B21. | B22. | B24. | B25. | B26. | M19. | M20. M21. | M22. | M23. M24. | Y13. | G14. |
|---|--------------|-----------|-----------|-----------|-----------|-----------|------------------|------------------|------------------|------------------|------------|-----------------|
| Cylinder Valve Stem Cap (exhaust). | — | 65-209 | 65-209 | 31-103 | 31-103 | 31-103 | — | — | — | — | 31-99(2) | — |
| Cylinder Valve Spring (outer) (inlet). | — | — | — | — | — | — | — | — | — | 66-275 | — | — |
| Do. (outer) (exhaust) (M23 only). | — | — | — | — | — | — | — | — | — | 66-277 | — | — |
| Do. do. (M24 only). | — | — | — | — | — | — | — | — | — | 66-275 | — | — |
| Do. (outer) | 31-106(2) | 31-106(2) | 31-106(2) | 31-106(2) | 31-106(2) | 31-106(2) | 66-277(2) | 31-106(2) | 66-277(2) | — | 31-106(4) | R15(4) |
| Do. (inner) | — | 31-108(2) | 31-108(2) | 31-108(2) | 31-108(2) | 31-108(2) | 24-495(2) | — | 24-495(2) | 24-495(2) | 31-108(4) | — |
| Cylinder Exhaust Valve Spring Seat. | — | 65-107 | 65-107 | 65-107 | 65-107 | 65-107 | 66-273 | — | 66-273 | 66-273 | — | — |
| Do. Valve Spring Cup .. | — | — | — | — | — | — | — | — | — | — | 31-59/1(4) | 24-395/6(4) |
| Valve Retaining Split Collar (two parts). | 29-410(2) | 29-410(2) | 29-410(2) | 29-410(2) | 29-410(2) | 29-410(2) | 29-410(2) | 66-222(2) | 15-1525(2) | 15-1525(2) | 15-1525(4) | — |
| Valve Spring Collar .. | 66-221(2) | 31-111(2) | 31-111(2) | 31-111(2) | 31-111(2) | 31-111(2) | 66-274(2) | 66-221(2) | 66-274(2) | 66-274(2) | 31-111(4) | A179B(4) |
| Do. Cotter | — | — | — | — | — | — | — | — | — | — | — | EA67A(4) |
| Do. Cover | — | — | — | — | — | — | — | 66-242 | — | — | — | — |
| Do. Washer | — | — | — | — | — | — | — | 66-243 | — | — | — | — |
| Do. Securing Screw .. | — | — | — | — | — | — | — | 66-1933/1 (4) | — | — | — | — |
| Do. (front) | — | — | — | — | — | — | — | — | — | — | — | 26-1232 |
| Do. (rear) | — | — | — | — | — | — | — | — | — | — | — | 26-1233 |
| Do. Stud | — | — | — | — | — | — | — | — | — | — | — | 25-51/1 (2) |
| Do. Stud Spring Washer .. | — | — | — | — | — | — | — | — | — | — | — | K197(2) |
| Do. Stud Washer | — | — | — | — | — | — | — | — | — | — | — | F21(2) |
| Do. Knob | — | — | — | — | — | — | — | — | — | — | — | 24-397/1 (2) |
| Rocker Box Bolt | — | — | — | — | — | — | 15-1355/1 (3) | — | 15-1355/1 (3) | 15-1355/1 (3) | — | — |
| Do. Nut | — | — | — | — | — | — | EA80/1(3) | — | EA80/1(3) | EA80/1(3) | — | — |
| Rocker Box | — | 65-308 | 65-308 | 65-308 | 65-308 | 65-308 | 66-354 | — | 66-354 | — | — | — |
| Do. (M23 only) | — | — | — | — | — | — | — | — | — | 66-354 | — | — |
| Do. (M24 only) | — | — | — | — | — | — | — | — | — | 66-324 | — | — |
| Do. (front cylinder) .. | — | — | — | — | — | — | — | — | — | — | 31-113 | — |
| Do. (rear cylinder) .. | — | — | — | — | — | — | — | — | — | — | 31-115 | — |
| Do. Spindle Bush | — | — | — | — | — | — | — | — | — | — | 31-66(8) | — |

SEE FURTHER PARTICULARS FOR ORDERING SPARE PARTS ON PAGE 62.

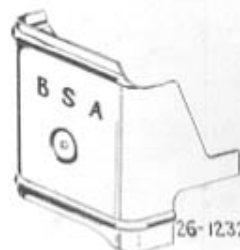
ENGINE.



31-113



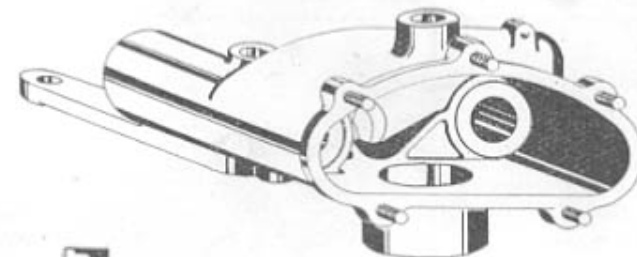
EA80



26-1232



26-1233



EA67A

31-115



31-108
24-495



31-66



31-59



66-242



66-243



31-111



66-221



15-1525
23-410



R15



F 21



65-107



66-222



31-106
66-277
66-275



24-397



A1798



15-1355



66-1933



25-51



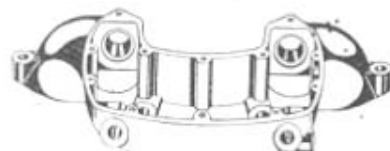
66-273



66-274



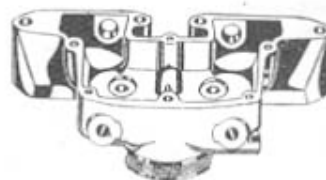
24-395



66-354



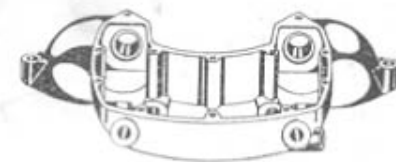
K 197



65-308



65-209
31-103
31-99



66-324.

NOTE.—Figures in brackets denote number per set, e.g., (2), 2 per set.

Engine—continued.

When no figures in brackets are shown one part constitutes a set.

| DESCRIPTION. | B20. B23. | B21. | B22. | B24. | B25. | B26. | M19. | M20. M21. | M22. | M23. M24. | Y13. | G14. |
|---|--------------|------------------|------------------|------------------|------------------|------------------|-------------------|--------------|-------------------|-------------------|------------------|------|
| Rocker Box Support Sleeve | — | — | — | — | — | — | — | — | — | — | 31-65/1(8) | — |
| Do. Bolt (gear side) .. | — | — | — | — | — | — | — | — | — | — | 31-68/1(4) | — |
| Do. Bolt (drive side) .. | — | — | — | — | — | — | — | — | — | — | 24-649/1(4) | — |
| Do. Bolt (long) | — | 65-292/1(4) | 65-292/1(4) | 65-292/1(4) | 65-292/1(4) | 65-292/1(4) | 66-347(2) | — | 66-347(2) | *66-347(2) | — | — |
| Do. Bolt (long) (M24 only) | — | — | — | — | — | — | — | — | — | 66-379(2) | — | — |
| Do. Bolt (short) | — | 65-286/1 (2) | 65-286/1 (2) | 65-286/1 (2) | 65-286/1 (2) | 65-286/1 (2) | 15-480/1 (4) | — | 15-480/1 (3) | *15-480/1 (3) | — | — |
| Do. Bolt (short) (M24 only) | — | — | — | — | — | — | — | — | — | 66-378/1(6) | — | — |
| Do. Bolt Washer | — | 36-382(2) | 36-382(2) | 36-382(2) | 36-382(2) | 36-382(2) | 36-399(2) | — | 36-399(2) | 36-399(2) | M576B(8) | — |
| Do. Bolt | — | 15-5808/1 | 15-5808/1 | 15-5808/1 | 15-5808/1 | — | — | — | — | — | — | — |
| Do. Bolt | — | 15-518/1(2) | 15-518/1(2) | 15-518/1(2) | 15-518/1(2) | 15-518/1(2) | — | — | — | — | — | — |
| Do. Bolt Nut | — | EA80/1(3) | EA80/1(3) | EA80/1(3) | EA80/1(3) | EA80/1(3) | — | — | — | — | — | — |
| Do. Bolt Washer | — | F21/1(3) | F21/1(3) | F21/1(3) | F21/1(3) | F21/1(3) | — | — | — | — | — | — |
| Do. Cover (front) | — | — | — | — | — | — | — | — | — | — | 31-117 | — |
| Do. Cover (rear) | — | — | — | — | — | — | — | — | — | — | 31-118 | — |
| Do. Cover | — | 65-282 | 65-282 | 65-282 | 65-282 | 65-282 | 66-342 | — | 66-342 | 66-342 | — | — |
| Do. Cover Screw | — | 27-4258/1 (6) | 27-4258/1 (6) | 27-4258/1 (6) | 27-4258/1 (6) | 27-4258/1 (6) | 27-4258/1 (12) | — | 27-4258/1 (12) | 27-4258/1 (12) | — | — |
| Do. Cover Stud | — | — | — | — | — | — | — | — | — | — | 31-82/1(10) | — |
| Do. Cover Stud Nut | — | — | — | — | — | — | — | — | — | — | 31-83/1(10) | — |
| Do. Cover Bolt | — | — | — | — | — | — | — | — | — | — | 31-119/1(4) | — |
| Do. Side Cover | — | — | — | — | — | — | — | — | — | — | 31-63(2) | — |
| Do. Top Cover Joint Washer | — | 65-278 | 65-278 | 65-278 | 65-278 | 65-278 | 66-344 | — | 66-344 | *66-344 | — | — |
| Do. Bottom Joint Washer | — | 65-291(2) | 65-291(2) | 65-291(2) | 65-291(2) | 65-291(2) | 66-348(2) | — | 66-348(2) | *66-348(2) | — | — |
| Do. Bottom Joint Washer | — | 65-293(2) | 65-293(2) | 65-293(2) | 65-293(2) | 65-293(2) | — | — | — | — | — | — |
| Do. Front Joint Washer (M24 only). | — | — | — | — | — | — | — | — | — | 66-326 | — | — |
| Do. Joint Washer (valve chest) (M24 only). | — | — | — | — | — | — | — | — | — | 66-325(2) | — | — |
| Rocker Box Joint Washer. | — | — | — | — | — | — | — | — | — | — | 33-130(2) | — |
| Do. Oil Feed Pipe, com- plete (bottom). | — | — | — | — | — | — | — | — | — | — | 33-125/1 | — |
| Do. Junction Pipe, complete | — | — | — | — | — | — | — | — | — | — | 33-120/1 | — |
| Do. Pipe Swivel Screw Union (Rocker Box). | — | — | — | — | — | — | — | — | — | — | 27-8348/1 (2) | — |

*Not Model M24.

SEE FURTHER PARTICULARS FOR ORDERING SPARE PARTS ON PAGE 62.

NOTE.—Figures in brackets denote number per set, e.g., (2), 2 per set.

Engine—continued.

When no figures in brackets are shown one part constitutes a set.

| DESCRIPTION. | B20. B23. | B21. | B22. | B24. | B25. | B26. | M19. | M20. M21. | M22. | M23. M24. | Y13. | G14. |
|---|--------------|------------------|------------------|------------------|------------------|------------------|------------------|--------------|------------------|------------------|------------------|------|
| Rocker Box Pipe Swivel Screw. | — | — | — | — | — | — | — | — | — | — | 27-1603/1 (2) | — |
| Do. Pipe Union (Crankcase) | — | — | — | — | — | — | — | — | — | — | 27-1705/1 | — |
| Do. Pipe Clip | — | — | — | — | — | — | — | — | — | — | 31-112/1 | — |
| Do. Grease Nipple .. | — | — | — | — | — | — | — | — | — | — | 35-5016(4) | — |
| Valve Rocker Adjusting Screw | — | — | — | — | — | — | — | — | — | — | 31-93(4) | — |
| Do. Nut | — | — | — | — | — | — | — | — | — | — | 24-563/1(4) | — |
| Valve Rocker Spindle (long), with ball end. | — | — | — | — | — | — | — | — | — | — | 31-69(2) | — |
| Do. (short), with ball end | — | — | — | — | — | — | — | — | — | — | 31-72(2) | — |
| Valve Rocker Spindle (long) | — | — | — | — | — | — | — | — | — | — | 31-70(2) | — |
| Do. (short) | — | — | — | — | — | — | — | — | — | — | 31-73(2) | — |
| Do. Ball End | — | — | — | — | — | — | — | — | — | — | 31-77(4) | — |
| Do. Felt Washer | — | — | — | — | — | — | — | — | — | — | 31-67(4) | — |
| Do. Nut | — | — | — | — | — | — | — | — | — | — | 27-8059/1 (4) | — |
| Do. Nut Locking Washer | — | — | — | — | — | — | — | — | — | — | 31-80(4) | — |
| Do. Key | — | — | — | — | — | — | — | — | — | — | 12-100(4) | — |
| Valve Rocker Arm (inlet) (front cylinder). | — | — | — | — | — | — | — | — | — | — | 31-86/1 | — |
| Do. (exhaust) (rear cylinder) | — | — | — | — | — | — | — | — | — | — | 31-86/1 | — |
| Do. (inlet) (rear cylinder) | — | — | — | — | — | — | — | — | — | — | 31-85/1 | — |
| Do. (exhaust) (front cylinder) | — | — | — | — | — | — | — | — | — | — | 31-85/1 | — |
| Rocker Box Oil Return Pipe, with unions. | — | 65-1986/1 | 65-1986/1 | 65-1983/1 | 65-1983/1 | 65-1983/1 | 66-368/1 | — | 66-368/1 | 66-368/1 | — | — |
| Rocker Box Oil Return Pipe Union Screw. | — | 26-1253/1 (2) | 26-1253/1 (2) | 26-1253/1 (2) | 26-1253/1 (2) | 26-1253/1 (2) | 26-1253/1 (2) | — | 26-1253/1 (2) | 26-1253/1 (2) | — | — |
| Rocker Lubricating Pipe, complete with unions. | — | 65-294/1 | 65-294/1 | 65-294/1 | 65-294/1 | 65-294/1 | 66-361/1 | — | 66-361/1 | 66-361/1 | — | — |
| Rocker Lubricating Union Screw. | — | 65-306/1 (2) | 65-306/1 (2) | 65-306/1 (2) | 65-306/1 (2) | 65-306/1 (2) | 65-306/1 (2) | — | 65-306/1 (2) | 65-306/1 (2) | — | — |
| Engine Steady Stay .. | — | 65-99 | 65-99 | 65-99 | 65-99 | 65-99 | 66-175 | 66-170 | 66-175 | — | — | — |
| Do. (B23, M23 only) .. | 65-103 | — | — | — | — | — | — | — | — | 66-175 | — | — |
| Do. (M24 only) | — | — | — | — | — | — | — | — | — | 66-184 | — | — |
| Do. (required when Burgess Air Cleaner is fitted). | — | — | — | — | — | — | — | 66-177 | — | — | — | — |

SEE FURTHER PARTICULARS FOR ORDERING SPARE PARTS ON PAGE 62.

ENGINE.



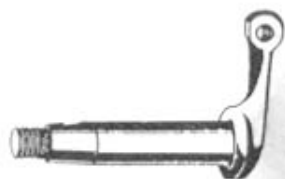
65-103



66-175



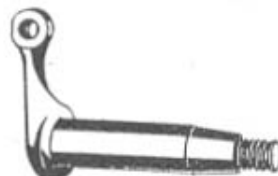
65-1983
65-1986
66-368



31-70



31-85
31-86



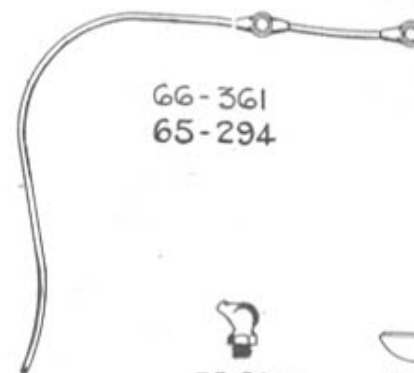
31-73



31-112



65-99



66-361
65-294



35-5016



12-100



24-563
27-8059



31-80



65-306



26-1253



31-93



27-1603



31-77



27-1705



31-67



66-184



66-170



66-177

NOTE.—Figures in brackets denote number per set, e.g., (2), 2 per set.

Engine—continued.

When no figures in brackets are shown one part constitutes a set.

| DESCRIPTION. | B20. B23. | B21. | B22. | B24. | B25. | B26. | M19. | M20. M21. | M22. | M23. M24. | Y13. | G14. |
|---|--------------------|-----------|-----------|-----------|-----------|-----------|------------|--------------|------------|--------------|-----------|------|
| Engine Steady Stay Bolt (rocker box). | — | — | — | — | — | — | 27-6037/1 | — | 27-6037/1 | 27-6037/1 | — | — |
| Do. do. (M24 only) .. | — | — | — | — | — | — | — | — | — | 15-480/1 | — | — |
| Do. Bolt (cylinder head) . | 65-105/1 | M216/1 | M216/1 | M216/1 | M216/1 | M216/1 | — | — | — | — | — | — |
| Do. Bolt Washer | — | F21/1 | F21/1 | F21/1 | F21/1 | F21/1 | F21/1 | — | F21/1 | F21/1 | — | — |
| Do. Bolt Nut | EA80/1 | EA80/1 | EA80/1 | EA80/1 | EA80/1 | EA80/1 | EA80/1 | — | EA80/1 | EA80/1 | — | — |
| Do. Bolt .. } Solo | { — — — — | — | — | — | — | — | 27-1514/1 | 27-1514/1 | 27-1514/1 | 27-1514/1 | — | — |
| Do. Bolt Washer } machines | | — | — | — | — | — | 15-8164/1 | 15-8164/1 | 15-8164/1 | 15-8164/1 | — | — |
| Do. Bolt Nut } only. | | — | — | — | — | — | 27-8119/1 | 27-8119/1 | 27-8119/1 | 27-8119/1 | — | — |
| Do. Bolt (front) } Required | | — | — | — | — | — | — | 66-179 | — | — | — | — |
| Do. Bolt Nut } 66-177 is fitted. | — | — | — | — | — | — | — | EB114/1 | — | — | — | — |
| Inlet Valve Rocker, complete with ball end. | — | 65-302 | 65-302 | 65-302 | 65-302 | 65-302 | 66-328 | — | 66-328 | 66-328 | — | — |
| Exhaust Valve Rocker, complete with ball end. | — | 65-304 | 65-304 | 65-304 | 65-304 | 65-304 | 66-329 | — | 66-329 | 66-329 | — | — |
| Valve Rocker Fulcrum Pin | — | 65-300(2) | 65-300(2) | 65-300(2) | 65-300(2) | 65-300(2) | 66-332(2) | — | 66-332(2) | 66-332(2) | — | — |
| Do. Nut | — | 65-311(2) | 65-311(2) | 65-311(2) | 65-311(2) | 65-311(2) | 65-311(2) | — | 65-311(2) | 65-311(2) | — | — |
| Do. Spring | — | 65-301(2) | 65-301(2) | 65-301(2) | 65-301(2) | 65-301(2) | 66-333(2) | — | 66-333(2) | 66-333(2) | — | — |
| Do. Washer (steel) .. | — | 29-291(2) | 29-291(2) | 29-291(2) | 29-291(2) | 29-291(2) | 27-1111(2) | — | 27-1111(2) | 27-1111(2) | — | — |
| Do. Washer (aluminium) . | — | 36-481(2) | 36-481(2) | 36-481(2) | 36-481(2) | 36-481(2) | 36-481(2) | — | 36-481(2) | 36-481(2) | — | — |
| Exhaust Valve Lifter Adjustment Screw Tab Washer. | — | 65-353 | 65-353 | 65-353 | 65-353 | 65-353 | 65-353 | — | 65-353 | 65-353 | — | — |
| Do. Screw | — | 65-375 | 65-375 | 65-375 | 65-375 | 65-375 | 65-375 | — | 65-375 | 65-375 | — | — |
| Do. Nut | — | M263/1 | M263/1 | M263/1 | M263/1 | M263/1 | M263/1 | — | M263/1 | M263/1 | — | — |
| Do. Washer | — | 36-381 | 36-381 | 36-381 | 36-381 | 36-381 | 36-381 | — | 36-381 | 36-381 | — | — |
| Exhaust Lifter | *66-1435 | 65-386 | 65-386 | 65-386 | 65-386 | 65-386 | 66-400 | 66-1435 | 66-400 | 66-400 | 31-408 | — |
| Do. Bush | 65-1999 | 65-387 | 65-387 | 65-387 | 65-387 | 65-387 | 65-387 | 66-1434 | 65-387 | 65-387 | — | — |
| Do. Fibre Washer | — | M552A | M552A | M552A | M552A | M552A | M552A | — | M552A | M552A | — | — |
| Do. Bush Spring | — | 65-403 | 65-403 | 65-403 | 65-403 | 65-403 | 65-403 | — | 65-403 | 65-403 | — | — |
| Do. Felt Washer | — | 65-401 | 65-401 | 65-401 | 65-401 | 65-401 | 65-401 | — | 65-401 | 65-401 | — | — |
| Do. Washer | — | 65-402 | 65-402 | 65-402 | 65-402 | 65-402 | 65-402 | — | 65-402 | 65-402 | — | — |
| Exhaust Lifter Lever Bush (short). | — | — | — | — | — | — | — | — | — | — | 31-247(3) | — |
| Do. (front) (timing cover) | — | — | — | — | — | — | — | — | — | — | 31-248 | — |
| Exhaust Lifter Spring .. | 66-1432 | 66-1432 | 66-1432 | 66-1432 | 66-1432 | 66-1432 | 66-1432 | 66-1432 | 66-1432 | 66-1432 | — | — |
| Do. Lever | 66-1431/1 | 66-1431/1 | 66-1431/1 | 66-1431/1 | 66-1431/1 | 66-1431/1 | 66-1431/1 | 66-1431/1 | 66-1431/1 | 66-1431/1 | 31-398/1 | — |


*Exhaust Lifter details apply to Model B23 only.

SEE FURTHER PARTICULARS FOR ORDERING SPARE PARTS ON PAGE 62.

ENGINE.



66-328



65-302



66-329



65-304



31-398



27-1514



15-8164
27-1111
29-291
36-381
36-481
F 21



15-480



65-403



65-387
65-1999



31-248



65-375



66-1435



65-105



65-401




66-1434



27-6037
M-216



65-402



31-408



M552A



65-353



31-247



65-300
66-332



66-1432



65-311



66-1431



65-301
66-333



65-386
66-400



66-179



27-8119
E.A. 80
M 263
E.B.114.

NOTE.—Figures in brackets denote number per set, e.g., (2), 2 per set.

Engine—continued.

When no figures in brackets are shown one part constitutes a set.

| DESCRIPTION. | B20. B23. | B21. | B22. | B24. | B25. | B26. | M19. | M20. M21. | M22. | M23. M24. | Y13 . | G14. |
|---|--------------|-----------|-----------|------------|------------|------------|-----------|--------------|------------|--------------|------------|-----------|
| Exhaust Lifter Lever Nut. | EB102/1 | EB102/1 | EB102/1 | EB102/1 | EB102/1 | EB102/1 | EB102/1 | EB102/1 | EB102/1 | EB102/1 | EB102/1 | — |
| Do. Lever Locking Washer | — | — | — | — | — | — | — | — | — | — | 24-81 | — |
| Do. Cable Holder .. | 27-1163/1 | 27-1163/1 | 27-1163/1 | 27-1163/1 | 27-1163/1 | 27-1163/1 | 27-1163/1 | — | 27-1163/1 | 27-1163/1 | — | — |
| Do. Cable Holder Nut .. | EB102/1 | EB102/1 | EB102/1 | EB102/1 | EB102/1 | EB102/1 | EB102/1 | — | EB102/1 | EB102/1 | — | — |
| Do. Lever Washer .. | — | K234A/1 | K234A/1 | K234A/1 | K234A/1 | K234A/1 | — | — | — | — | — | — |
| Exhaust Valve Lifter Lever (twin) (front). | — | — | — | — | — | — | — | — | — | — | — | 26-981 |
| Do. (twin) (rear) .. | — | — | — | — | — | — | — | — | — | — | — | 26-986 |
| Do. Toggle Rod .. | — | — | — | — | — | — | — | — | — | — | — | M522 |
| Do. Toggle Rod Socket .. | — | — | — | — | — | — | — | — | — | — | — | M534 |
| Do. Spring .. | — | — | — | — | — | — | — | — | — | — | — | M554 |
| Do. Tube .. | — | — | — | — | — | — | — | — | — | — | — | M528/1 |
| Do. Tube Washer .. | — | — | — | — | — | — | — | — | — | — | — | M529/1 |
| Do. Ball Sleeve .. | — | — | — | — | — | — | — | — | — | — | — | M526 |
| Do. Ball Sleeve Locknut.. | — | — | — | — | — | — | — | — | — | — | — | M527 |
| Piston, complete with gud- geon pin and rings. | — | 65-408 | 65-415 | 65-395 | 65-395 | 65-537 | 66-870 | — | 66-855 | — | 33-155(2) | 26-342(2) |
| Do. (B20, M20, M23 only) | 65-404 | — | — | — | — | — | — | 66-790 | — | 66-860 | — | — |
| Do. (B23, M21, M24 only) | 65-533 | — | — | — | — | — | — | 66-877 | — | 66-989 | — | — |
| Do. (M24, high compression) | — | — | — | — | — | — | — | — | — | 66-999 | — | — |
| Piston only .. | — | 65-409 | 65-416 | 65-396 | 65-396 | 65-538 | 66-871 | — | 66-854 | — | 33-158(2) | 26-415(2) |
| Do. (B20, M20, M23 only) | 65-405 | — | — | — | — | — | — | 66-820 | — | 66-861 | — | — |
| Do. (B23, M21, M24 only) | 65-421 | — | — | — | — | — | — | 66-880 | — | 66-990 | — | — |
| Do. (M24, high compression) | — | — | — | — | — | — | — | — | — | 66-1000 | — | — |
| Piston Ring .. | — | 36-246(2) | 65-434(2) | 15-2406(2) | 15-2406(2) | 15-2201(2) | 66-887(2) | — | 24-2047(2) | — | 15-2201(4) | M809(4) |
| Do. (B20, M20, M23 only) | 36-246(2) | — | — | — | — | — | — | 66-920(2) | — | 24-2047(2) | — | — |
| Do. (B23, M21 M24 only) | 65-523(2) | — | — | — | — | — | — | 66-920(2) | — | 66-920(2) | — | — |
| Piston Scraper Ring .. | — | 65-427 | 65-427 | 65-431 | 65-431 | 65-431 | 66-890 | — | 66-900 | — | 15-2410(2) | 26-338(2) |
| Do. (B20, M20, M23 only) | 65-427 | — | — | — | — | — | — | 66-900 | — | 66-900 | — | — |
| Do. (B23, M21, M24 only) | 65-431 | — | — | — | — | — | — | 66-900 | — | 66-900 | — | — |
| Gudgeon Pin, comp. with pads | — | — | — | — | — | — | — | — | — | — | 15-2288(2) | 24-680(2) |
| Gudgeon Pin .. | — | 65-437 | 65-437 | 65-440 | 65-440 | 65-440 | 65-440 | 66-953 | 66-953 | 66-953 | — | — |
| Do. (B20 only) .. | 65-437 | — | — | — | — | — | — | — | — | — | — | — |
| Do. (B23 only) .. | 65-440 | — | — | — | — | — | — | — | — | — | — | — |
| Do. Retaining Ring .. | — | 65-438(2) | 65-438(2) | 66-954(2) | 66-954(2) | 66-954(2) | 66-954(2) | 66-954(2) | 66-954(2) | 66-954(2) | — | — |

SEE FURTHER PARTICULARS FOR ORDERING SPARE PARTS ON PAGE 62.

ENGINE.



66-990



33-158



27-1163



M 527



26-415



M526



EB.102



65-405



65-416



15-2288
24-680



M 528



M 522



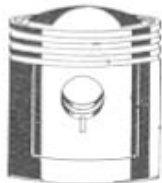
66-953
65-440 65-437



15-2410
26-338



M 809 15-2201
36-246 65-523
66-920



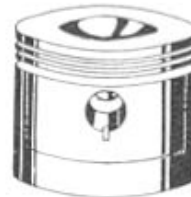
65-396



M 554



65-427
65-431
66-850
66-900



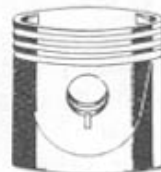
66-880



24-2047
66-887
65-434
15-2406



26-981 26-986



65-409



66-1000



65-538



M 534



M 529



66-871
66-854



K234 A
24-81



66-954
65-438



65-421
66-820



66-861

NOTE—Figures in brackets denote number per set, e.g., (2), 2 per set.

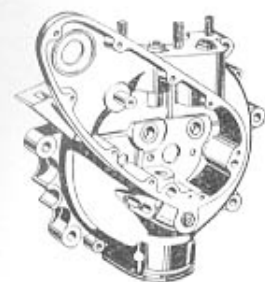
Engine—continued.

When no figures in brackets are shown one part constitutes a set.

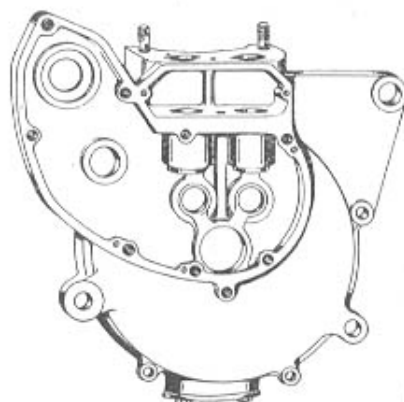
| DESCRIPTION. | B20. B23. | B21. | B22 | B24. | B25. | B26. | M19. | M20. M21. | M22. | M23. M24. | Y13. | G14. |
|---|--------------|---------|---------|---------|---------|---------|-----------|--------------|-----------|--------------|------------|-----------|
| Gudgeon Pin Retaining Ring (B20 only) | 65-438(2) | — | — | — | — | — | — | — | — | — | — | — |
| Do. do. (B23 only) | 66-954(2) | — | — | — | — | — | — | — | — | — | — | — |
| Gudgeon Pin Pad | — | — | — | — | — | — | — | — | — | — | 15-2294(4) | 24-690(4) |
| Crankcase (gear side), complete with fixed fittings. | 65-2008 | 65-2014 | 65-2014 | 65-2019 | 65-2019 | 65-2019 | 66-1575 | 66-1571 | 66-1575 | 66-1575 | 33-191 | 26-470 |
| Do. (polished) (M24 only) | — | — | — | — | — | — | — | — | — | 66-1580 | — | — |
| Crankcase (drive side), complete with fixed fittings. | 65-2011 | 65-2016 | 65-2016 | 65-2021 | 65-2021 | 65-2021 | 66-1577 | 66-1569 | 66-1577 | 66-1577 | 33-179 | 26-430 |
| Do. (polished) (M24 only) | — | — | — | — | — | — | — | — | — | 66-1581 | — | — |
| Crankcase Plug Screw (B20 only). | 65-1928 | — | — | — | — | — | — | — | — | — | — | — |
| Crankcase Drain Plug | — | — | — | — | — | — | — | — | — | — | 28-43/1 | EA95/1 |
| Do. Washer | — | — | — | — | — | — | — | — | — | — | — | EA132 |
| Crankcase (drive side) Plug | — | — | — | — | — | — | — | — | — | — | — | 15-1585/1 |
| Do. Washer | — | — | — | — | — | — | — | — | — | — | — | EB242 |
| Engine Shaft Bush (gear side) | 65-2052 | 65-2052 | 65-2052 | 65-2052 | 65-2052 | 65-2052 | — | — | — | — | — | — |
| Crankcase Ball Bearing (drive side). | 24-732 | 24-732 | 24-732 | — | — | — | 24-732 | 24-732 | 24-732 | 24-732 | 24-732 | — |
| Crankcase Roller Bearing (gear side). | — | — | — | — | — | — | 24-722 | 24-722 | 24-722 | 24-722 | 24-724 | 24-724 |
| Do. (drive side) | — | — | — | 65-2044 | 65-2044 | 65-2044 | 24-724 | 24-724 | 24-724 | 24-724 | 24-724 | 24-724 |
| Engine Shaft Bearing Distance Collar. | — | — | — | — | — | — | — | — | — | — | 24-1927 | — |
| Do. Spacing Collar | — | — | — | — | — | — | — | — | — | — | 24-1928 | — |
| Crankcase Bearing Spring Ring. | 66-1701 | 66-1701 | 66-1701 | 66-1701 | 66-1701 | 66-1701 | 66-1701 | 66-1701 | 66-1701 | 66-1701 | — | — |
| Do. Thrust Collar | — | — | — | — | — | — | 66-1703 | 66-1703 | 66-1703 | 66-1703 | — | — |
| Air Release Body, with tube | — | — | — | — | — | — | — | — | — | — | — | 26-1442 |
| Do. Adapter | — | — | — | — | — | — | 66-1692/1 | 66-1692/1 | 66-1692/1 | 66-1692/1 | — | — |
| Do. Adapter Washer | — | — | — | — | — | — | 31-8430 | 31-8430 | 31-8430 | 31-8430 | — | — |
| Do. Body | — | — | — | — | — | — | 29-559/1 | 29-559/1 | 29-559/1 | 29-559/1 | — | — |
| Do. Body Disc | — | — | — | — | — | — | 15-82 | 15-82 | 15-82 | 15-82 | — | 15-82 |
| Do. Body Spring | — | — | — | — | — | — | — | — | — | — | — | 15-83 |
| Do. Pipe, with nipple | — | — | — | — | — | — | 66-1696/1 | 66-1696/1 | 66-1696/1 | 66-1696/1 | — | — |
| Do. Pipe Nut | — | — | — | — | — | — | K464A/1 | K464A/1 | K464A/1 | K464A/1 | — | — |

SEE FURTHER PARTICULARS FOR ORDERING SPARE PARTS ON PAGE 62.

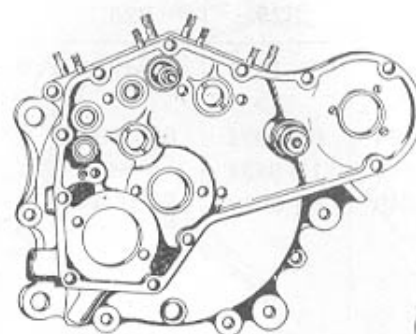
ENGINE.



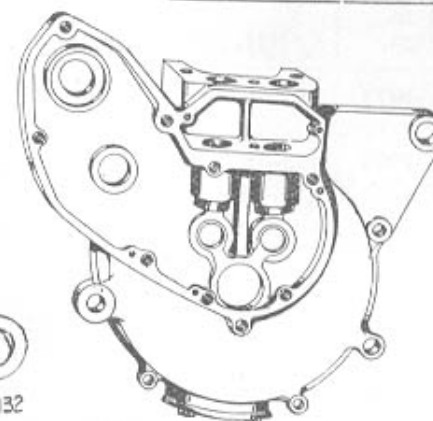
66-1571



65-2008



33-191



65-2014
65-2019



66-1575
66-1580



31-8430



15-83



EB 242



24-732



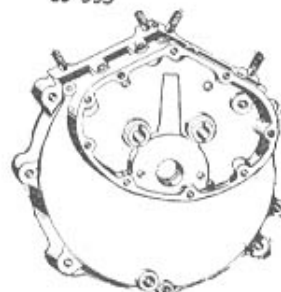
66-1692



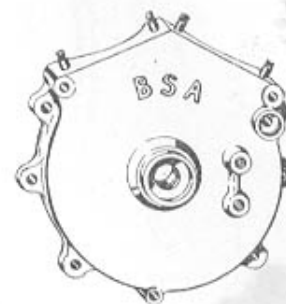
66-954
65-438



66-1636



26-470



26-430



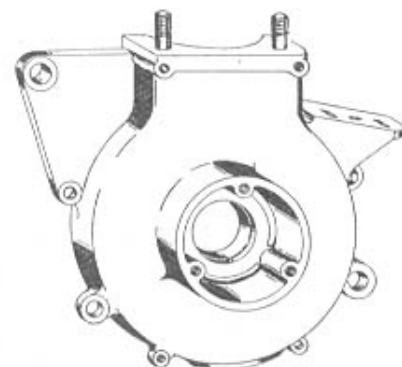
24-1928



66-1703



65-2052



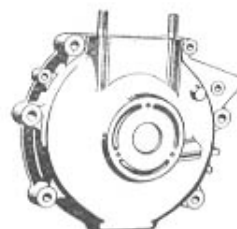
65-2011



66-1701



24-1927



66-1569



65-1928



28-43



65-2044
24-722
24-724



K464A



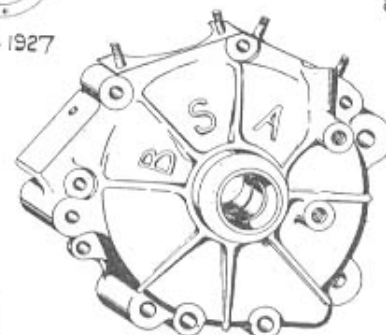
15-1585



15-2294
24-690



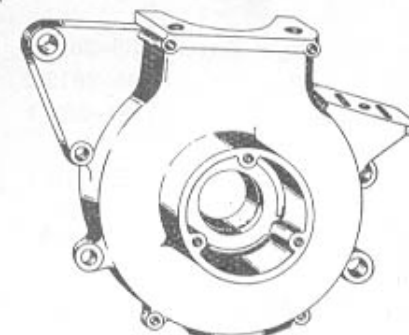
26-1442



33-179



66-1577
66-1581



65-2016
65-2021



EA 95



15-82

NOTE.—Figures in brackets denote number per set, e.g., (2), 2 per set.

Engine—continued.

When no figures in brackets are shown one part constitutes a set.

| DESCRIPTION. | B20. B23. | B21. | B22. | B24. | B25. | B26. | M19. | M20. M21. | M22. | M23. M24. | Y13. | G14. |
|-----------------------------------|------------------|------------------|------------------|------------------|------------------|------------------|------------------|------------------|------------------|------------------|------------------|-----------------|
| Rear Chain Lubricator Pipe Union. | 65-1973 | 65-1973 | 65-1973 | 65-1973 | 65-1973 | 65-1973 | — | — | — | — | — | — |
| Pipe, with nipple | 65-1994 | 65-1994 | 65-1994 | 65-1994 | 65-1994 | 65-1994 | — | — | — | — | — | — |
| Pipe Nut | 15-8434 | 15-8434 | 15-8434 | 15-8434 | 15-8434 | 15-8434 | — | — | — | — | — | — |
| Pipe Rubber Clip | 66-9049 | 66-9049 | 66-9049 | 66-9049 | 66-9049 | 66-9049 | — | — | — | — | — | — |
| Oil Feed Tell-tale | M24 only. | — | — | — | — | — | — | — | — | 31-234 | — | — |
| Tell-tale Clip | | — | — | — | — | — | — | — | — | 31-235 | — | — |
| Do. Clip Stud | | — | — | — | — | — | — | — | — | 66-1910 | — | — |
| Do. Clip Stud Nut (inside) | | — | — | — | — | — | — | — | — | 65-2153 | — | — |
| Do. Clip Stud Spring Whr. | | — | — | — | — | — | — | — | — | K197 | — | — |
| Do. Clip Stud Nut (outside) | | — | — | — | — | — | — | — | — | M263 | — | — |
| Do. Pipe, with unions .. | | — | — | — | — | — | — | — | — | 66-8247 | — | — |
| Do. Pipe Union Washer .. | | — | — | — | — | — | — | — | — | M841 | — | — |
| Cylinder Base and Crankcase Stud. | 65-2030/1 (4) | — | — | — | — | — | — | 24-1620/1 (5) | — | — | 24-35/1 (8) | 25-496/1 (8) |
| Do. Nut | EA82/1 (3) | — | — | — | — | — | — | 15-152/1 (5) | — | — | 15-2336/1 (8) | EA82/1 (8) |
| Do. Nut | 65-2033/1 | — | — | — | — | — | — | — | — | — | — | — |
| Do. Spring Washer | K51A(4) | — | — | — | — | — | — | N572(5) | — | — | M576B(8) | N572(8) |
| Do. Bolt (front) | 28-2338/1 | — | — | — | — | — | — | — | — | — | — | — |
| Do. Bolt Washer | F21/1 | — | — | — | — | — | — | — | — | — | — | — |
| Push Rod Cover Tube Flange Stud. | — | — | — | — | — | — | — | — | — | — | 31-222/1 (3) | — |
| Do. (long) | — | — | — | — | — | — | — | — | — | — | 31-223/1 | — |
| Do. Nut | — | — | — | — | — | — | — | — | — | — | M263/1(4) | — |
| Crankcase Scavenge Cover | 65-2611/1 | 65-2611/1 | 65-2611/1 | 65-2611/1 | 65-2611/1 | 65-2611/1 | 65-2611/1 | 65-2611/1 | 65-2611/1 | 65-2611/1 | — | — |
| Do. Washer | 65-2612(2) | 65-2612(2) | 65-2612(2) | 65-2612(2) | 65-2612(2) | 65-2612(2) | 65-2612(2) | 65-2612(2) | 65-2612(2) | 65-2612(2) | — | — |
| Do. Stud | 31-222/1 (4) | 31-222/1 (4) | 31-222/1 (4) | 31-222/1 (4) | 31-222/1 (4) | 31-222/1 (4) | 31-222/1 (4) | 31-222/1 (4) | 31-222/1 (4) | 31-222/1 (4) | — | — |
| Do. Nut | EB113/1 (4) | EB113/1 (4) | EB113/1 (4) | EB113/1 (4) | EB113/1 (4) | EB113/1 (4) | EB113/1 (4) | EB113/1 (4) | EB113/1 (4) | EB113/1 (4) | — | — |
| Do. Bolt Spring Washer .. | K197(4) | K197(4) | K197(4) | K197(4) | K197(4) | K197(4) | K197(4) | K197(4) | K197(4) | K197(4) | — | — |
| Crankcase Oil Pipe | 65-2058(2) | 65-2058(2) | 65-2058(2) | 65-2058(2) | 65-2058(2) | 65-2058(2) | 65-2058(2) | 65-2058(2) | 65-2058(2) | 65-2058(2) | — | — |
| Do. Connection Rubber Tube | 65-2060(2) | 65-2060(2) | 65-2060(2) | 65-2060(2) | 65-2060(2) | 65-2060(2) | 65-2060(2) | 65-2060(2) | 65-2060(2) | 65-2060(2) | — | — |
| Do. Clip | 65-2061/1 (4) | 65-2061/1 (4) | 65-2061/1 (4) | 65-2061/1 (4) | 65-2061/1 (4) | 65-2061/1 (4) | 65-2061/1 (4) | 65-2061/1 (4) | 65-2061/1 (4) | 65-2061/1 (4) | — | — |

SEE FURTHER PARTICULARS FOR ORDERING SPARE PARTS ON PAGE 62.

ENGINE.



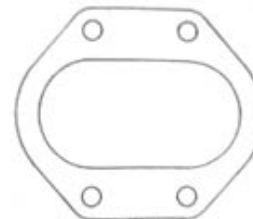
31-235



M.576B
N.572
K.51A.



65-2611



65-2612



28-2338



66-1910



65-2033



65-2153



15-152
EA.82

66-8247



15-8434



M.263
EB.113



15-2336



65-2058



66-9049



31-222
31-223



65-1994



K.197



F.21
M.841.



65-2061



65-2060



31-234



65-2030 24-35
25-496 24-1620



65-1973

NOTE. -Figures in brackets denote number per set, e.g., (2), 2 per set.

Engine—continued.

When no figures in brackets are shown one part constitutes a set.

| DESCRIPTION. | B20. B23. | B21. | B22. | B24. | B25. | B26. | M19. | M20. M21. | M22. | M23. M24. | Y13. | G14. |
|--|------------------------|------------------------|------------------------|------------------------|------------------------|------------------------|------------------------|------------------------|------------------------|------------------------|------------------|------------------|
| Crankcase Oil Pipe Clip Screw. | C2-154/1 (4) | C2-154/1 (4) | C2-154/1 (4) | C2-154/1 (4) | C2-154/1 (4) | C2-154/1 (4) | C2-154/1 (4) | C2-154/1 (4) | C2-154/1 (4) | C2-154/1 (4) | — | — |
| Do. Clip Screw Nut .. | C2-158/1 (4) | C2-158/1 (4) | C2-158/1 (4) | C2-158/1 (4) | C2-158/1 (4) | C2-158/1 (4) | C2-158/1 (4) | C2-158/1 (4) | C2-158/1 (4) | C2-158/1 (4) | — | — |
| Timing Cover, with fixed fittings. | 65-2147 | 65-2147 | 65-2147 | 65-2147 | 65-2147 | 65-2147 | 66-1906 | 66-1906 | 66-1906 | 66-1906 | 31-193 | 26-564 |
| Do. (polished) (M24 only) | — | — | — | — | — | — | — | — | — | 66-1912 | — | — |
| Do. Inspection Cap .. | — | — | — | — | — | — | — | — | — | — | 27-209 | — |
| Do. Inspection Cap Washer | — | — | — | — | — | — | — | — | — | — | 27-207 | — |
| Do. Dowel Pin | 27-1589(2) | 27-1589(2) | 27-1589(2) | 27-1589(2) | 27-1589(2) | 27-1589(2) | 27-1589 | 27-1589 | 27-1589 | 27-1589 | — | — |
| Do. Joint Washer .. | 65-2149 | 65-2149 | 65-2149 | 65-2149 | 65-2149 | 65-2149 | 66-1909 | 66-1909 | 66-1909 | 66-1909 | 31-197 | 26-1290 |
| Do. Screw | 65-2158/1 (8) | 65-2158/1 (8) | 65-2158/1 (8) | 65-2158/1 (8) | 65-2158/1 (8) | 65-2158/1 (8) | 65-2157/1 (9) | 65-2157/1 (9) | 65-2157/1 (9) | 65-2157/1 (9) | 24-460/1 (12) | M588/1 (9) |
| Timing Cover Screw (long) | — | — | — | — | — | — | — | — | — | — | 31-200/1 | — |
| Do. Stud (G.P.O.) .. | 65-2152/1 (8) | — | — | — | — | — | — | — | — | — | — | — |
| Do. Stud Nut (G.P.O.) .. | 65-2153/1 (8) | — | — | — | — | — | — | — | — | — | — | — |
| Do. Oil Hole Plug Screw . | — | — | — | — | — | — | 66-1908 | 66-1908 | 66-1908 | 66-1908 | — | — |
| Timing Cover Oil Indicator Pipe Adapter. | — | — | — | — | — | — | 27-8348/1 | 27-8348/1 | 27-8348/1 | 27-8348/1 | 27-8348/1 | — |
| Do. Screw | — | — | — | — | — | — | 27-8346/1 | 27-8346/1 | 27-8346/1 | 27-8346/1 | 27-8346/1 | — |
| Oil Valve Spring | 66-1682 | 66-1682 | 66-1682 | 66-1682 | 66-1682 | 66-1682 | 66-1682 | 66-1682 | 66-1682 | 66-1682 | — | — |
| Do. Retaining Screw .. | 65-2188/3 | 65-2188/3 | 65-2188/3 | 65-2188/3 | 65-2188/3 | 65-2188/3 | 65-2188/3 | 65-2188/3 | 65-2188/3 | 65-2188/3 | — | — |
| Do. Fibre Washer .. | 66-1683 | 66-1683 | 66-1683 | 66-1683 | 66-1683 | 66-1683 | 66-1683 | 66-1683 | 66-1683 | 66-1683 | — | — |
| Oil Valve Spring Ball .. | $\frac{3}{16}$ " diam. | $\frac{3}{16}$ " diam. | $\frac{3}{16}$ " diam. | $\frac{3}{16}$ " diam. | $\frac{3}{16}$ " diam. | $\frac{3}{16}$ " diam. | $\frac{3}{16}$ " diam. | $\frac{3}{16}$ " diam. | $\frac{3}{16}$ " diam. | $\frac{3}{16}$ " diam. | — | — |
| Timing Cover Oil Feed Sleeve | — | — | — | — | — | — | — | — | — | — | 27-183 | 27-183 |
| Do. End | — | — | — | — | — | — | — | — | — | — | 15-1776 | 15-1776 |
| Do. Spring | — | — | — | — | — | — | — | — | — | — | 15-1774 | 15-1774 |
| Do. Retaining Washer .. | — | — | — | — | — | — | — | — | — | — | 27-185 | 26-1231 |
| Crankcase Connecting Bolt. | — | — | — | — | — | — | 15-1355/1 (3) | 15-1355/1 (3) | 15-1355/1 (3) | 15-1355/1 (3) | 15-518/1 (2) | 24-8328/1 (3) |
| Do. (rear) (bottom) .. | — | — | — | — | — | — | — | — | — | — | 31-218/1 (2) | — |
| Crankcase Stud (top) (rear) | — | — | — | — | — | — | 31-212/1 | 31-212/1 | 31-212/1 | 31-212/1 | — | — |

SEE FURTHER PARTICULARS FOR ORDERING SPARE PARTS ON PAGE 62.

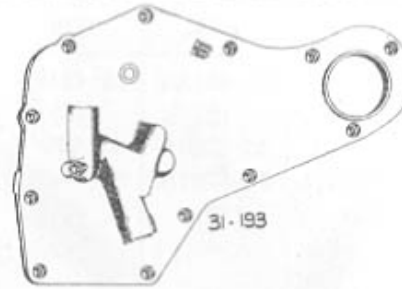
ENGINE.



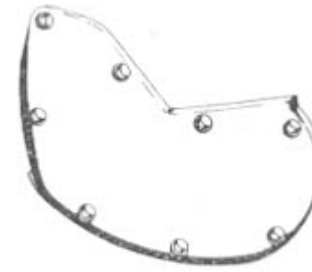
66-1906
66-1912



66-1909



31-193



65-2147



65-2149



15-518 1/2"
15-1355 1 1/2"
24-8528 1 1/2"



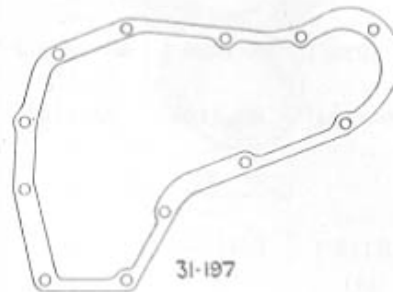
65-2153



26-1231



66-1683



31-197



C2-58



15-1776



27-1589



24-460 65-2157
31-200 65-2158
M 588



65-2188



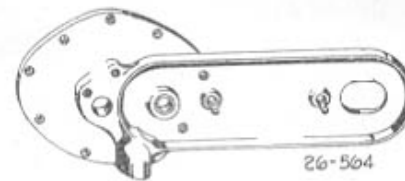
27-8348



27-185



27-209



26-564



27-207



27-8346



27-183



C2-154



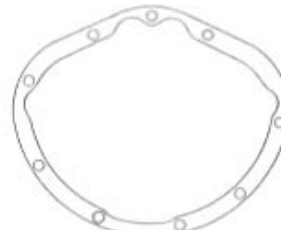
31-212



66-1908



65-2152



26-1290



15-1774



66-1682



31-218

NOTE.—Figures in brackets denote number per set, e.g., (2), 2 per set.


Engine—continued.

When no figures in brackets are shown one part constitutes a set.

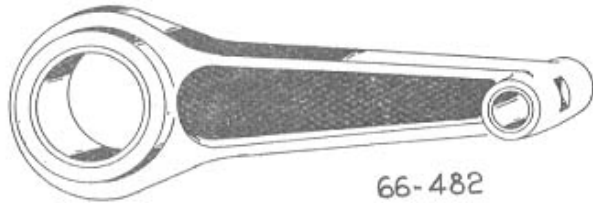
| DESCRIPTION. | B20. B23. | B21. | B22. | B24. | B25. | B26. | M19. | M20. M21. | M22. | M23. M24. | Y13. | G14. |
|--|------------------|------------------|------------------|------------------|------------------|------------------|-----------|--------------|-----------|--------------|-----------------|----------------|
| Crankcase Stud (top) .. | 15-4213/1 (2) | 15-4213/1 (2) | 15-4213/1 (2) | 15-4213/1 (2) | 15-4213/1 (2) | 15-4213/1 (2) | — | — | — | — | 31-217/1 | — |
| Do. (bottom) | 27-279/1 | 27-279/1 | 27-279/1 | 27-279/1 | 27-279/1 | 27-279/1 | — | — | — | — | — | — |
| Do. (rear) | 27-5767/1 (2) | 27-5767/1 (2) | 27-5767/1 (2) | 27-5767/1 (2) | 27-5767/1 (2) | 27-5767/1 (2) | 24-949/1 | 24-949/1 | 24-949/1 | 24-949/1 | — | — |
| Crankcase Connecting Stud (top) (long). | — | — | — | — | — | — | — | — | — | — | 31-212/1 (2) | — |
| Do. (top) (short) .. | — | — | — | — | — | — | — | — | — | — | 31-211/1 | — |
| Crankcase Connecting Stud | — | — | — | — | — | — | — | — | — | — | — | M569A/1(3) |
| Crankcase and Horn Bracket Stud. | 65-1929/1 | 65-1929/1 | 65-1929/1 | 65-1929/1 | 65-1929/1 | 65-1929/1 | — | — | — | — | — | — |
| Horn Distance Collar .. | 66-4164 | 66-4164 | 66-4164 | 66-4164 | 66-4164 | 66-4164 | — | — | — | — | — | — |
| Crankcase Connecting Stud Nut. | — | — | — | — | — | — | — | — | — | — | — | M570A/1(6) |
| Do. Washer | — | — | — | — | — | — | — | — | — | — | — | K234A(3) |
| Do. Nut (for $\frac{1}{4}$ " bolts) .. | EB113/1 (4) | EB113/1 (4) | EB113/1 (4) | EB113/1 (4) | EB113/1 (4) | EB113/1 (4) | — | — | — | — | — | EB113/1 (3) |
| Do. Nut (for $\frac{5}{16}$ " bolts) .. | EA80/1(7) | EA80/1(7) | EA80/1(7) | EA80/1(7) | EA80/1(7) | EA80/1(7) | EA80/1(5) | EA80/1(5) | EA80/1(5) | EA80/1(5) | EA80/1(11) | — |
| Crankcase Grub Screw ($\frac{5}{16}$ ") | — | — | — | — | — | — | — | — | — | — | 31-214/1(2) | — |
| Do. ($\frac{1}{4}$ ") | — | — | — | — | — | — | — | — | — | — | 31-215/1 | — |
| Connecting Rod, complete with bushes. | — | — | — | — | — | — | 66-482 | 66-480 | 66-482 | 66-482 | — | — |
| Do. complete with bush .. | — | 65-449 | 65-449 | 65-463 | 65-463 | 65-463 | — | — | — | — | — | — |
| Do. (B20 only) | 65-443 | — | — | — | — | — | — | — | — | — | — | — |
| Do. (B23 only) | 65-463 | — | — | — | — | — | — | — | — | — | — | — |
| Do. (outer), with bushes .. | — | — | — | — | — | — | — | — | — | — | — | 26-601 |
| Do. (inner), with bushes .. | — | — | — | — | — | — | — | — | — | — | — | 26-600 |
| Do. (inner and outer) com- plete. | — | — | — | — | — | — | — | — | — | — | 33-252 | — |
| Connecting Rod Gudgeon Pin Bush. | — | 65-441 | 65-441 | 66-492 | 66-492 | 66-492 | 66-492 | 66-491 | 66-492 | 66-492 | 15-2147(2) | 24-695(2) |
| Do. (B20 only) | 65-441 | — | — | — | — | — | — | — | — | — | — | — |
| Do. (B23 only) | 66-492 | — | — | — | — | — | — | — | — | — | — | — |
| Connecting Rod Big-end Bush | — | — | — | — | — | — | 66-490 | 66-490 | 66-490 | 66-490 | — | — |
| Do. (outer) | — | — | — | — | — | — | — | — | — | — | — | 26-615(2) |
| Do. (inner) | — | — | — | — | — | — | — | — | — | — | — | 26-610 |

SEE FURTHER PARTICULARS FOR ORDERING SPARE PARTS ON PAGE 62.

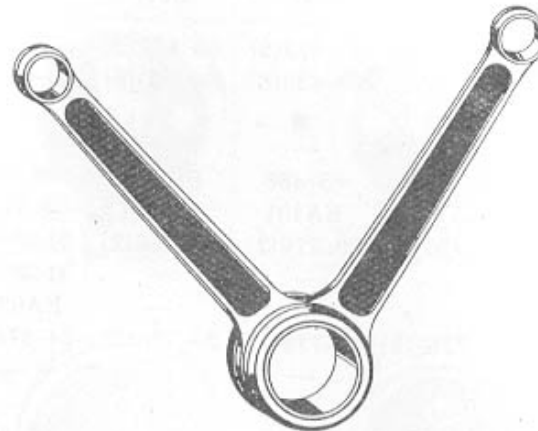
ENGINE.




26-600




66-482



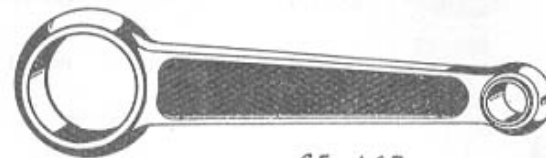
33-252



26-601



66-480



65-463

65-449.



65-1929



15-2147
24-695
65-441
66-491
66-492



| | |
|----------|---------------------------------|
| 15-4213 | 2 ²¹ / ₃₂ |
| 27-279 | 1 ¹³ / ₁₆ |
| 27-5767 | 2 ⁷ / ₈ |
| 31-211 | 2 ¹¹ / ₁₆ |
| 31-217 | 4 ⁷ / ₃₂ |
| M. 569A. | 4 ³ / ₄ |



26-610
26-615
66-490



K. 234A



66-4164



31-214
31-215



65-443



M 570 A.
E.D. 113
E.A. 80



| | |
|--------|--------------------------------|
| 31-212 | 3 ⁹ / ₁₆ |
| 24-949 | 3 ³ / ₃₂ |

NOTE. - Figures in brackets denote number per set e.g., (2), 2 per set.

Engine—continued.

When no figures in brackets are shown one part constitutes a set

| DESCRIPTION. | B20. B23. | B21. | B22. | B24. | B25. | B26. | M19. | M20. M21. | M22. | M23. M24. | Y13. | G14. |
|---|--------------|------------|------------|------------|------------|------------|-----------------|-----------------|-----------------|-----------------|-----------------|----------------|
| Connecting Rod Thrust Whr. | *65-577(2) | — | — | 65-577(2) | 65-577(2) | 65-577(2) | 66-629(2) | 66-629(2) | 66-629(2) | 66-629(2) | 26-655(2) | 26-655(2) |
| Do. Rivet | *66-630(6) | — | — | 66-630(6) | 66-630(6) | 66-630(6) | 66-630(6) | 66-630(6) | 66-630(6) | 66-630(6) | M628(6) | M628(6) |
| Crankpin (B20, M24 only) | 65-485 | — | — | — | — | — | — | — | — | 66-546 | — | — |
| Do. (B23, M23 only) .. | 65-486 | — | — | — | — | — | — | — | — | 66-545 | — | — |
| Crankpin | — | 65-485 | 65-485 | 65-486 | 65-486 | 65-486 | 66-545 | 66-545 | 66-545 | — | 33-251 | 26-622 |
| Do. Key | EA101 | EA101 | EA101 | EA101 | EA101 | EA101 | EA101 | EA101 | EA101 | EA101 | EA101 | EA101 |
| Do. Nut | 29-776(2) | 29-776(2) | 29-776(2) | 29-776(2) | 29-776(2) | 29-776(2) | 31-298(2) | 31-298(2) | 31-298(2) | 31-298(2) | 31-298(2) | 15-1495(2) |
| Do. Locking Washer .. | — | — | — | — | — | — | 31-300(2) | 31-300(2) | 31-300(2) | 31-300(2) | 31-300(2) | R11(2) |
| Do. Locking Washer Screw | — | — | — | — | — | — | EA62(2) | EA62(2) | EA62(2) | EA62(2) | EA62(2) | EA62(2) |
| Crankpin Roller | 29-778(12) | 29-778(12) | 29-778(12) | 29-778(12) | 29-778(12) | 29-778(12) | 24-375(24) | 24-375(24) | 24-375(24) | 24-375(24) | 29-778(24) | 26-650(56) |
| Do. Cage (B20 only) .. | 65-472 | — | — | — | — | — | — | — | — | — | — | — |
| Do. Cage (B23 only) .. | 65-473 | — | — | — | — | — | — | — | — | — | — | — |
| Crankpin Roller Cage .. | — | 65-472 | 65-472 | 65-473 | 65-473 | 65-473 | 66-506 | 66-506 | 66-506 | 66-506 | 33-264 | — |
| Do. (outer) | — | — | — | — | — | — | — | — | — | — | — | 26-640(2) |
| Do. (inner) | — | — | — | — | — | — | — | — | — | — | — | 26-645 |
| Flywheel (drive side), with engine shaft assembled. | — | 65-556 | 65-556 | 65-569 | 65-569 | 65-569 | 66-609 | — | 66-613 | 66-613 | 33-286 | 26-693 |
| Do. (gear side) do. | — | 65-554 | 65-554 | 65-567 | 65-567 | 65-567 | 66-611 | — | 66-615 | 66-615 | 33-288 | 26-683 |
| Do. (drive side) do. (B20, M20 only). | 65-556 | — | — | — | — | — | — | 66-613 | — | — | — | — |
| Do. (gear side) do. (B20, M20 only). | 65-554 | — | — | — | — | — | — | 66-615 | — | — | — | — |
| Do. (drive side) do. (B23, M21 only). | 65-569 | — | — | — | — | — | — | 66-623 | — | — | — | — |
| Do. (gear side) do. (B23, M21 only). | 65-567 | — | — | — | — | — | — | 66-621 | — | — | — | — |
| Engine Shaft (drive side) .. | — | — | — | — | — | — | 66-682 | 66-682 | 66-682 | 66-682 | 24-1922 | 26-733 |
| Do. (gear side) | — | — | — | — | — | — | 66-681 | 66-681 | 66-681 | 66-681 | 31-288 | 26-723 |
| Engine Shaft Rivet | — | — | — | — | — | — | 27-1239 (14) | 27-1239 (14) | 27-1239 (14) | 27-1239 (14) | 27-1239 (14) | 26-745 (10) |
| Oil Flinger (drive side) .. | 65-2055 | 65-2055 | 65-2055 | 65-2055 | 65-2055 | 65-2055 | 24-2113 | 24-2113 | 24-2113 | 24-2113 | — | 26-737 |
| Engine Shaft Washer (.020 thick). | — | — | — | — | — | — | 24-2112 | 24-2112 | 24-2112 | 24-2112 | — | — |
| Engine Shaft Distance Collar | 65-2048 | 65-2048 | 65-2048 | 65-2048 | 65-2048 | 65-2048 | 66-1704 | 66-1704 | 66-1704 | 66-1704 | — | — |
| Do. Nut | — | — | — | — | — | — | — | — | — | — | 24-165 | 26-740 |
| Do. Nut Washer | — | — | — | — | — | — | — | — | — | — | 24-1920 | — |

*B23 only.

SEE FURTHER PARTICULARS FOR ORDERING SPARE PARTS ON PAGE 62.

ENGINE.



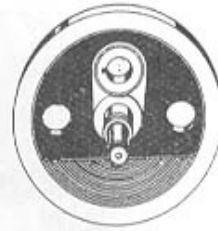
66-609



66-613
66-623



65-556



65-554



66-611




66-615
66-621




33-286



65-569



26-693



26-683



65-567



33-288



26-737



24-1920



15-1495
31-298



24-2112



24-2113



66-506
65-472
65-473



65-2055



29-776



66-1704
65-2048



26-655
65-577
66-629



26-622



66-630
M628



E.A. 101



R11, 31-300



26-645
33-264



26-740



26-640



24-375
29-778
26-650



E.A. 62



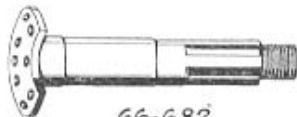
26-745
27-1239



33-251



24-165



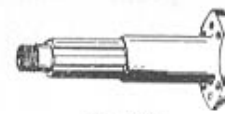
66-682



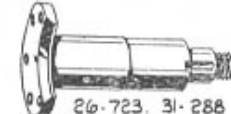
26-733



66-681



24-1922



26-723, 31-288



65-485 65-486
66-545 66-546

NOTE—Figures in brackets denote number per set, e.g., (2), 2 per set.

Engine—continued.

When no figures in brackets are shown one part constitutes a set.

| DESCRIPTION. | B20. B23. | B21. | B22. | B24. | B25. | B26. | M19. | M20. M21. | M22. | M23. M24. | Y13. | G14. |
|--|--------------|---------|---------|---------|---------|---------|---------|--------------|---------|--------------|-------------------------|---------|
| Engine Shaft Distance Collar Key. | — | — | — | — | — | — | — | — | — | — | — | EA50 |
| Do. Felt Washer | — | — | — | — | — | — | — | — | — | — | — | M621 |
| Do. Washer (.010 thick) .. | — | — | — | — | — | — | — | — | — | — | 24-389 (as required) | 24-389 |
| Do. Washer (.005 thick) .. | — | — | — | — | — | — | — | — | — | — | 24-388 (as required) | 24-388 |
| Do. Oil Feed Pipe | — | — | — | — | — | — | 66-697 | 66-697 | 66-697 | 66-697 | — | — |
| Do. (M24 only) | — | — | — | — | — | — | — | — | — | 66-698 | — | — |
| Engine Shaft Key | 15-40 | 15-40 | 15-40 | 15-40 | 15-40 | 15-40 | 15-40 | 15-40 | 15-40 | 15-40 | 15-40 | 15-40 |
| Do. Nut Locking Washer | 15-1410 | 15-1410 | 15-1410 | 15-1410 | 15-1410 | 15-1410 | 15-1410 | 15-1410 | 15-1410 | 15-1410 | 31-312 | 26-1227 |
| Do. Timing Pinion | 65-690 | 65-690 | 65-690 | 65-690 | 65-690 | 65-690 | 65-690 | 65-690 | 65-690 | — | 31-310 | 26-1225 |
| Do. do. (M23 only) .. | — | — | — | — | — | — | — | — | — | 65-690 | — | — |
| Do. do. (M24 only) .. | — | — | — | — | — | — | — | — | — | 66-695 | — | — |
| Timing Pinion Nut | 65-691 | 65-691 | 65-691 | 65-691 | 65-691 | 65-691 | 65-691 | 65-691 | 65-691 | 65-691 | 24-710 | 26-1224 |
| Cush Drive, complete assembly (state number of teeth required for sprocket). | — | — | — | — | — | — | — | — | — | — | 33-519 | 26-770 |
| Cush Drive Spring Nut .. | — | — | — | — | — | — | — | — | — | — | 15-47 | 15-47 |
| Do. Locknut | — | — | — | — | — | — | — | — | — | — | 15-48 | 15-48 |
| Cush Drive Felt Washer .. | — | — | — | — | — | — | — | — | — | — | 24-1931 | — |
| Do. Bearing | 65-2519 | 65-2519 | 65-2519 | 65-2519 | 65-2519 | 65-2519 | 65-2519 | 65-2519 | 65-2519 | 65-2519 | 33-520 | 26-778 |
| Do. Distance Collar | 65-2517 | 65-2517 | 65-2517 | 65-2517 | 65-2517 | 65-2517 | 66-1702 | 66-1702 | 66-1702 | 66-1702 | — | — |
| Do. Nut | 65-2520 | 65-2520 | 65-2520 | 65-2520 | 65-2520 | 65-2520 | 65-2520 | 65-2520 | 65-2520 | 65-2520 | — | — |
| Do. Nut Locking Washer | 65-2521 | 65-2521 | 65-2521 | 65-2521 | 65-2521 | 65-2521 | 65-2521 | 65-2521 | 65-2521 | 65-2521 | — | — |
| Cush Drive Bearing Alignment Washer (.064). | 66-1705 | 66-1705 | 66-1705 | 66-1705 | 66-1705 | 66-1705 | 66-1705 | 66-1705 | 66-1705 | 66-1705 | — | — |
| Do. (.010) | 24-389 | 24-389 | 24-389 | 24-389 | 24-389 | 24-389 | M519A | M519A | M519A | M519A | — | — |
| Do. (.005) | — | — | — | — | — | — | M519B | M519B | M519B | M519B | — | — |
| Cush Drive Sleeve | 15-1555 | 15-1555 | 15-1555 | 15-1555 | 15-1555 | 15-1555 | 15-1555 | 15-1555 | 15-1555 | 15-1555 | 15-1555 | 15-1555 |
| Do. Spring | 15-46 | 15-46 | 15-46 | 66-1706 | 66-1706 | 66-1706 | 66-1706 | 15-46 | 66-1706 | 66-1706 | 15-46 | 15-46 |
| Do. (M21 only) | — | — | — | — | — | — | — | 66-1706 | — | — | — | — |
| Engine Sprocket (16T.) .. | — | — | — | 15-1568 | 15-1568 | 15-1568 | 15-1568 | 15-1568 | 15-1568 | 15-1568 | 15-1568 | — |
| Do. (17T.) | 15-1567 | 15-1567 | 15-1567 | 15-1567 | 15-1567 | 15-1567 | 15-1567 | 15-1567 | 15-1567 | 15-1567 | 15-1567 | — |
| Do. (18T.) | 15-1566 | 15-1566 | 15-1566 | 15-1566 | 15-1566 | 15-1566 | 15-1566 | 15-1566 | 15-1566 | 15-1566 | 15-1566 | — |

SEE FURTHER PARTICULARS FOR ORDERING SPARE PARTS ON PAGE 62.

ENGINE.



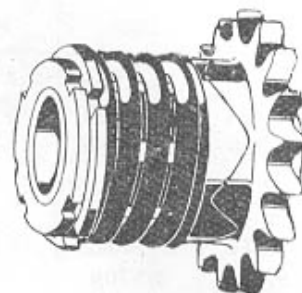
15-1410



26-1225



15-1555



33-519
26-770



24-710



15-47



65-691



15-1566
15-1567
15-1568



26-1227



65-690
66-695



66-697
66-698



15-46
66-1706



24-1931



M 621



65-2517



31-310



E.A. 50



66-1702



26-778



15-48



65-2520



26-1224



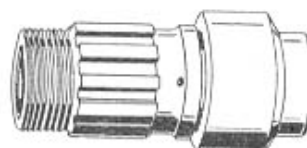
65-2519



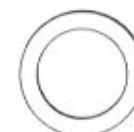
15-40



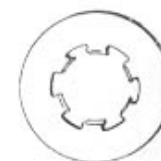
31-312



33-520



24-388
24-389
M-519A
M-519B
66-1705



65-2521

NOTE — Figures in brackets denote number per set, e.g., (2), 2 per set.

Engine—continued.

When no figures in brackets are shown one part constitutes a set.

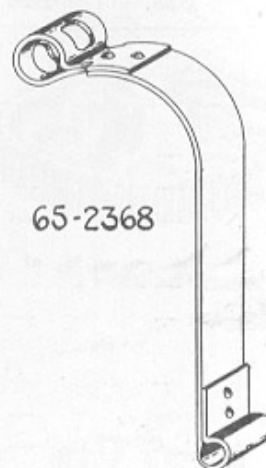
| DESCRIPTION. | B20. B23. | B21. | B22. | B24. | B25. | B26. | M19. | M20. M21. | M22. | M23. M24. | Y13. | G14. |
|--|------------------|------------------|------------------|------------------|------------------|------------------|------------|--------------|------------|--------------|------------------|------------|
| Engine Sprocket (19T.) .. | 15-1565 | 15-1565 | 15-1565 | 15-1565 | 15-1565 | 15-1565 | 15-1565 | 15-1565 | 15-1565 | 15-1565 | 15-1565 | — |
| Do. (20T.) .. | 15-1564 | 15-1564 | 15-1564 | 15-1564 | 15-1564 | 15-1564 | 15-1564 | 15-1564 | 15-1564 | 15-1564 | 15-1564 | 15-1564 |
| Do. (21T.) .. | 15-1560 | 15-1560 | 15-1560 | 15-1560 | 15-1560 | 15-1560 | 15-1560 | 15-1560 | 15-1560 | 15-1560 | 15-1560 | 15-1560 |
| Do. (22T.) .. | — | — | — | — | — | — | — | — | — | — | 15-1561 | 15-1561 |
| Do. (23T.) .. | — | — | — | — | — | — | — | — | — | — | 15-1562 | 15-1562 |
| Magdyno Pinion .. | 65-2317 | 65-2317 | 65-2317 | 65-2317 | 65-2317 | 65-2317 | 65-2317 | 65-2317 | 65-2317 | 65-2317 | 31-329 | — |
| Do. Spring Washer .. | M576B | M576B | M576B | M576B | M576B | M576B | M576B | M576B | M576B | M576B | M576B | — |
| Do. Nut .. | 24-195 | 24-195 | 24-195 | 24-195 | 24-195 | 24-195 | 24-195 | 24-195 | 24-195 | 24-195 | 24-195 | — |
| Do. Oil Seal .. | 65-2316 | 65-2316 | 65-2316 | 65-2316 | 65-2316 | 65-2316 | 65-2316 | 65-2316 | 65-2316 | 65-2316 | — | — |
| Do. Oil Retaining Washer | — | — | — | — | — | — | — | — | — | — | 27-558 | — |
| Do. Screw .. | — | — | — | — | — | — | — | — | — | — | 27-564(3) | — |
| Magdyno Locating Dowel.. | 66-2313(2) | 66-2313(2) | 66-2313(2) | 66-2313(2) | 66-2313(2) | 66-2313(2) | 66-2313(2) | 66-2313(2) | 66-2313(2) | 66-2313(2) | — | — |
| Magdyno and Crankcase Dowel (gear side). | — | — | — | — | — | — | — | — | — | — | 27-184/1 (2) | — |
| Magdyno Platform .. | — | — | — | — | — | — | — | — | — | — | — | M572A/6 |
| Magdyno Strap (short) .. | 65-2368/1 | 65-2368/1 | 65-2368/1 | 65-2368/1 | 65-2368/1 | 65-2368/1 | 66-2321/1 | 66-2321/1 | 66-2321/1 | 66-2321/1 | — | — |
| Do. (long) .. | 65-2355/1 | 65-2355/1 | 65-2355/1 | 65-2355/1 | 65-2355/1 | 65-2355/1 | 66-2320/1 | 66-2320/1 | 66-2320/1 | 66-2320/1 | — | — |
| Do. (front) .. | — | — | — | — | — | — | — | — | — | — | 31-463/1 | — |
| Do. (rear) .. | — | — | — | — | — | — | — | — | — | — | 31-466/1 | — |
| Strap Pin .. | 65-2358/1 (2) | 65-2358/1 (2) | 65-2358/1 (2) | 65-2358/1 (2) | 65-2358/1 (2) | 65-2358/1 (2) | — | — | — | — | — | — |
| Strap Clip Piece (plain hole) | 65-2352/1 | 65-2352/1 | 65-2352/1 | 65-2352/1 | 65-2352/1 | 65-2352/1 | 65-2352/1 | 65-2352/1 | 65-2352/1 | 65-2352/1 | 31-470/1 | — |
| Do. (threaded hole) .. | 65-2353/1 | 65-2353/1 | 65-2353/1 | 65-2353/1 | 65-2353/1 | 65-2353/1 | 65-2353/1 | 65-2353/1 | 65-2353/1 | 65-2353/1 | 31-469/1 | — |
| Strap Clip Bolt .. | R77/1 | R77/1 | R77/1 | R77/1 | R77/1 | R77/1 | 27-5156/1 | 27-5156/1 | 27-5156/1 | 27-5156/1 | 24-1379/1 | — |
| Do. Washer .. | F21/1 | F21/1 | F21/1 | F21/1 | F21/1 | F21/1 | F21/1 | F21/1 | F21/1 | F21/1 | — | — |
| Do. Nut .. | — | — | — | — | — | — | — | — | — | — | EA80/1 | — |
| Do. Saddle Washer .. | — | — | — | — | — | — | — | — | — | — | 24-1378/1 (2) | — |
| Magdyno Chain .. | — | — | — | — | — | — | — | — | — | — | — | M851 |
| Chain Cover .. | — | — | — | — | — | — | — | — | — | — | — | 26-1254 |
| Do. Stud .. | — | — | — | — | — | — | — | — | — | — | — | R19/1(2) |
| Do. Stud Washer .. | — | — | — | — | — | — | — | — | — | — | — | M550A/1(2) |
| Do. Stud Nut .. | — | — | — | — | — | — | — | — | — | — | — | EA80/1(2) |
| Chain Sprocket .. | — | — | — | — | — | — | — | — | — | — | — | M568 |
| Magdyno Platform Bolt (r.h.) | — | — | — | — | — | — | — | — | — | — | — | M573/1 |
| Do. (l.h.) .. | — | — | — | — | — | — | — | — | — | — | — | M573A/1 |

SEE FURTHER PARTICULARS FOR ORDERING SPARE PARTS ON PAGE 62.

ENGINE.



65-2355



65-2368



31-463 31-466



65-2317



31-329



65-2316



27-558



M568



15-1560 15-1562
15-1561 15-1564
15-1565



66-2320
66-2321



65-2358



M 573A.



31-470
65-2352



31-469
65-2353



24-195



M572 A.



M576B



27-184
66-2313



F 21
M550A



M 851



27-564



EA 80



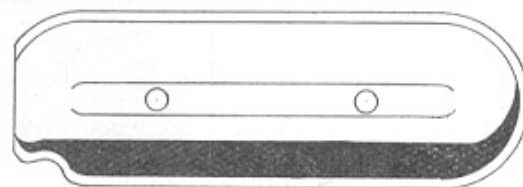
24-1378



24-1379



R. 77
27-5156



26-1254



M573



R 19

NOTE.—Figures in brackets denote number per set, e.g., (2), 2 per set.

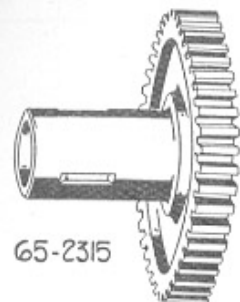
Engine—continued

When no figures in brackets are shown one part constitutes a set.

| DESCRIPTION. | B20. B23. | B21. | B22. | B24. | B25. | B26. | M19. | M20. M21. | M22. | M23. M24. | Y13. | G14. |
|---|--------------|---------|---------|---------|---------|---------|---------|--------------|---------|--------------|-----------|------------|
| Magdyno Flatiron Bolt Wbr. | — | — | — | — | — | — | — | — | — | — | — | EB76/1(2) |
| Magdyno Base Screw .. | — | — | — | — | — | — | — | — | — | — | — | M576A/1(4) |
| Do. Spring Washer .. | — | — | — | — | — | — | — | — | — | — | — | M576B(4) |
| Cam Pinion Chain Sprocket | — | — | — | — | — | — | — | — | — | — | — | M567 |
| Do. Nut | — | — | — | — | — | — | — | — | — | — | — | EB106/1 |
| Cam Pinion (twin) (rear), complete with spindle. | — | — | — | — | — | — | — | — | — | — | 31-320 | 26-1258 |
| Do. (twin) (front) do. | — | — | — | — | — | — | — | — | — | — | 31-318 | 26-1236 |
| D. (twin) (rear) do. (high lift). | — | — | — | — | — | — | — | — | — | — | — | 26-1260 |
| Do. (twin) (front) do. | — | — | — | — | — | — | — | — | — | — | — | 26-1242 |
| Front Cam Spindle .. | — | — | — | — | — | — | — | — | — | — | 31-321 | 26-1220 |
| Do. Oil Retaining Washer | — | — | — | — | — | — | — | — | — | — | — | 26-1234 |
| Rear Cam Spindle .. | — | — | — | — | — | — | — | — | — | — | 31-321 | 26-1257 |
| Cam Pinion (twin) (front) | — | — | — | — | — | — | — | — | — | — | 31-317 | 26-1221 |
| Do. (twin) (rear) .. | — | — | — | — | — | — | — | — | — | — | 31-319 | 26-1222 |
| Do. (twin) (front) (high lift) | — | — | — | — | — | — | — | — | — | — | — | 26-1244 |
| Do. (twin) (rear) (high lift) | — | — | — | — | — | — | — | — | — | — | — | 26-1245 |
| Cam Pinion Spindle Key .. | — | — | — | — | — | — | — | — | — | — | — | EA101(2) |
| Cam Pinion Bush (timing cover) (twin) (front). | — | — | — | — | — | — | — | — | — | — | — | 26-912(2) |
| Do. (twin) (rear) .. | — | — | — | — | — | — | — | — | — | — | — | 26-912(2) |
| Do. (crankcase) (twin) (ft.) | — | — | — | — | — | — | — | — | — | — | — | M515 |
| Do. (twin) (rear) .. | — | — | — | — | — | — | — | — | — | — | — | M515 |
| Cam Spindle Safety Ring.. | — | — | — | — | — | — | — | — | — | — | 31-322(2) | — |
| Idler Pinion | 65-2315 | 65-2315 | 65-2315 | 65-2315 | 65-2315 | 65-2315 | 66-2245 | 66-2245 | 66-2245 | 66-2245 | 27-1490 | — |
| Do. Spindle | — | — | — | — | — | — | 66-2246 | 66-2246 | 66-2246 | 66-2246 | 27-1494 | — |
| Do. Bush | — | — | — | — | — | — | 66-2247 | 66-2247 | 66-2247 | 66-2247 | 24-665 | — |
| Do. Thrust Washer .. | — | — | — | — | — | — | — | — | — | — | 24-875 | — |
| Do. Shaft Locking Screw | — | — | — | — | — | — | — | — | — | — | 31-386 | — |
| Inlet Cam Pinion, complete | — | — | — | — | — | — | — | — | — | 66-2086 | — | — |
| Do. do. | 65-2383 | 65-2383 | 65-2388 | 65-2388 | 65-2388 | 65-2388 | 66-2071 | 66-2066 | 66-2071 | — | — | — |
| Exhaust Cam Pinion, com- plete. | 65-2403 | 65-2403 | 65-2408 | 65-2408 | 65-2408 | 65-2408 | 66-2073 | 66-2043 | 66-2073 | — | — | — |
| Do. do. (M24 only) . | — | — | — | — | — | — | — | — | — | 66-2087 | — | — |
| Do. do. (M23 only) . | — | — | — | — | — | — | — | — | — | 66-2073 | — | — |

SEE FURTHER PARTICULARS FOR ORDERING SPARE PARTS ON PAGE 62.

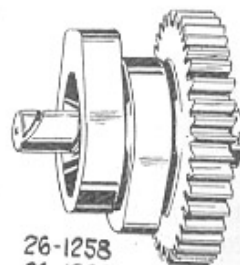
ENGINE.



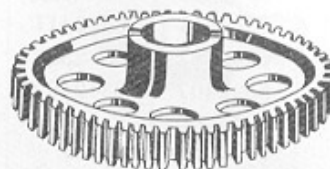
65-2315



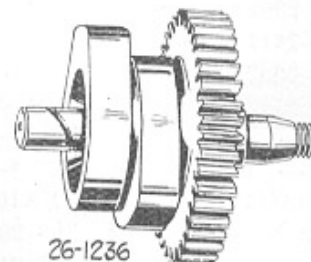
66-2245



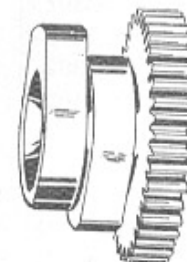
26-1258
26-1260



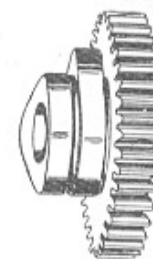
27-1490 - 51 TEETH



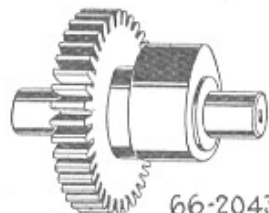
26-1236
26-1242



26-1222
26-1245



31-317
31-319



66-2043
66-2066



26-1257



27-1494



26-1220



65-2383
65-2388
65-2403
65-2408



31-321



26-912



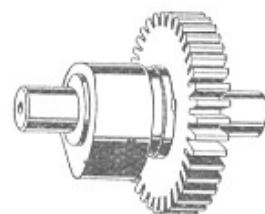
M.567



M.515



66-2246



66-2071
66-2073
66-2086
66-2087



M576A



EA.101



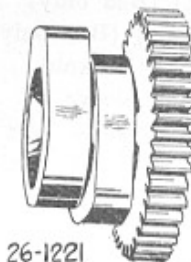
EB.106



24-665



26-1234



26-1221
26-1244



24-875



M576B



EB.76



31-322



31-386



66-2247

NOTE—Figures in brackets denote number per set e.g., (2), 2 per set.

Engine—continued.

When no figures in brackets are shown one part constitutes a set.

| DESCRIPTION. | B20. B23. | B21. | B22. | B24. | B25. | B26. | M19. | M20. M21. | M22. | M23. M24. | Y13. | G14. |
|-------------------------------------|------------------|------------------|------------------|------------------|------------------|------------------|------------|--------------|------------|--------------|-----------|------------|
| Inlet Cam Pinion | 65-2392 | 65-2392 | 65-2392 | 65-2392 | 65-2392 | 65-2392 | 65-2392 | 65-2392 | 65-2392 | 65-2392 | — | — |
| Exhaust Cam Pinion | 65-2411 | 65-2411 | 65-2411 | 65-2411 | 65-2411 | 65-2411 | 65-2411 | 65-2411 | 65-2411 | 65-2411 | — | — |
| Inlet Camshaft | 65-2382 | 65-2382 | 65-2387 | 65-2387 | 65-2387 | 65-2387 | 66-2068 | 66-2065 | 66-2068 | 66-2082 | — | — |
| Exhaust Camshaft | 65-2402 | 65-2402 | 65-2407 | 65-2407 | 65-2407 | 65-2407 | 66-2070 | 66-2042 | 66-2070 | — | — | — |
| Do. (M24 only) | — | — | — | — | — | — | — | — | — | 66-2084 | — | — |
| Do. (M23 only) | — | — | — | — | — | — | — | — | — | 66-2070 | — | — |
| Cam Pinion Key | EA101(2) | EA101(2) | EA101(2) | EA101(2) | EA101(2) | EA101(2) | EA101(2) | EA101(2) | EA101(2) | EA101(2) | — | — |
| Camshaft Bush (crankcase) | 65-2041(2) | 65-2041(2) | 65-2041(2) | 65-2041(2) | 65-2041(2) | 65-2041(2) | 65-2041(2) | 65-2041(2) | 65-2041(2) | 65-2041(2) | — | — |
| Do. (timing cover) | 65-2177(2) | 65-2177(2) | 65-2177(2) | 65-2177(2) | 65-2177(2) | 65-2177(2) | 65-2177(2) | 65-2177(2) | 65-2177(2) | 65-2177(2) | — | — |
| Cam Pinion Bush | — | — | — | — | — | — | — | — | — | — | 31-240(4) | — |
| Cam Lever Shaft | — | — | — | — | — | — | — | — | — | — | 31-244(2) | — |
| Do. Bush (timing cover) | — | — | — | — | — | — | — | — | — | — | 31-242(2) | — |
| Front Cylinder Inlet Cam Rocker. | — | — | — | — | — | — | — | — | — | — | 31-379 | — |
| Do. Exhaust Cam Rocker | — | — | — | — | — | — | — | — | — | — | 31-380 | — |
| Rear Cylinder Inlet Cam Rocker. | — | — | — | — | — | — | — | — | — | — | 31-381 | — |
| Do. Exhaust Cam Rocker | — | — | — | — | — | — | — | — | — | — | 31-382 | — |
| Inlet and Exhaust Tappet | 65-2135(2) | 65-2135(2) | 65-2135(2) | 65-2135(2) | 65-2135(2) | 65-2135(2) | — | — | — | — | — | — |
| Do. complete | — | — | — | — | — | — | — | — | — | — | — | 26-1228(4) |
| Inlet and Exhaust Tappet | — | — | — | — | — | — | 66-1493(2) | 66-1493(2) | 66-1493(2) | 66-1493(2) | — | — |
| Valve Tappet Head | — | — | — | — | — | — | 66-1502(2) | — | 66-1502(2) | 66-1502(2) | — | — |
| Do. (inlet) | — | — | — | — | — | — | — | 66-1497 | — | — | — | 26-1226(2) |
| Do. (exhaust) | — | — | — | — | — | — | — | 66-1498 | — | — | — | 26-1226(2) |
| Do. Adjuster | — | 65-835(2) | 65-835(2) | 65-835(2) | 65-835(2) | 65-835(2) | — | — | — | — | — | — |
| Do. Adjuster (B20 only) . | 65-2134(2) | — | — | — | — | — | — | — | — | — | — | — |
| Do. (inlet) (B23 only) .. | 65-2134 | — | — | — | — | — | — | — | — | — | — | — |
| Do. (exhaust) (B23 only). | 65-2133 | — | — | — | — | — | — | — | — | — | — | — |
| Valve Tappet Locknut | 15-5196(2) | 15-5196(2) | 15-5196(2) | 15-5196(2) | 15-5196(2) | 15-5196(2) | 15-5196(2) | 15-6524(2) | 15-5196(2) | 15-5196(2) | — | — |
| Do. Locking Sleeve | — | — | — | — | — | — | — | — | — | — | — | M561(4) |
| Valve Tappet Guide | 65-2113(2) | 65-2113(2) | 65-2113(2) | 65-2113(2) | 65-2113(2) | 65-2113(2) | 66-1494(2) | 66-1494(2) | 66-1494(2) | 66-1494(2) | — | M564(4) |
| Tappet Recess Cover | 65-2197 | 65-2197 | 65-2197 | 65-2197 | 65-2197 | 65-2197 | 66-1931 | — | 66-1931 | 66-1931 | — | — |
| Do. Stud | 65-2200/1 (2) | 65-2200/1 (2) | 65-2200/1 (2) | 65-2200/1 (2) | 65-2200/1 (2) | 65-2200/1 (2) | — | — | — | — | — | — |
| Do. Stud Nut | 27-4401/1 (2) | 27-4401/1 (2) | 27-4401/1 (2) | 27-4401/1 (2) | 27-4401/1 (2) | 27-4401/1 (2) | — | — | — | — | — | — |

SEE FURTHER PARTICULARS FOR ORDERING SPARE PARTS ON PAGE 62.

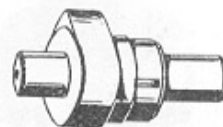
ENGINE.



66-2065
66-2082
66-2084
66-2042



66-1494



65-2382
65-2387
65-2402
65-2407



M564



66-2070
66-2068



65-2135



M561



31-380



31-381

31-379



31-382



65-2113



31-244



31-242



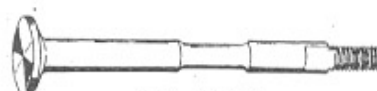
65-2177



65-2200



65-2133



66-1493



65-2134



65-835



65-2041



31-240



27-4401



15-5196
15-6524



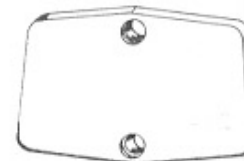
66-1502



65-2197



65-2392
65-2411



66-1931



66-1497



EA 101



26-1226



66-1498

NOTE.—Figures in brackets denote number per set, e.g., (2), 2 per set.

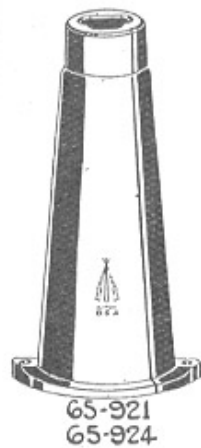
Engine—continued.

When no figures in brackets are shown one part constitutes a set.

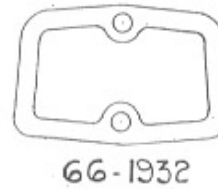
| DESCRIPTION | B20. B23. | B21. | B22. | B24. | B25. | B26. | M19. | M20 M21. | M22. | M23 M24. | Y13. | G14. |
|--|------------------|------------------|------------------|------------------|------------------|------------------|------------------|-------------|------------------|------------------|-----------------|------|
| Tappet Recess Cover Screw | — | — | — | — | — | — | 66-1933/1 (2) | — | 66-1933/1 (2) | 66-1933/1 (2) | — | — |
| Do. Joint Washer .. | 65-2198 | 65-2198 | 65-2198 | 65-2198 | 65-2198 | 65-2198 | 66-1932 | — | 66-1932 | 66-1932 | — | — |
| Do. Stud (B20, G.P.O. only) | 65-2152/1 (2) | — | — | — | — | — | — | — | — | — | — | — |
| Do. Stud Nut (B20, G.P.O. only). | 65-2153/1 (2) | — | — | — | — | — | — | — | — | — | — | — |
| Push Rod, complete with ends (front cylinder). | — | — | — | — | — | — | — | — | — | — | 15-2340(2) | — |
| Do. (rear cylinder) .. | — | — | — | — | — | — | — | — | — | — | 33-315(2) | — |
| Push Rod, c'plete with ends | — | 65-873(2) | 65-873(2) | 65-875(2) | 65-875(2) | 65-875(2) | 66-1344(2) | — | 66-1344(2) | — | — | — |
| Do. (M24 only) .. | — | — | — | — | — | — | — | — | — | 66-1350(2) | — | — |
| Do. (M23 only) .. | — | — | — | — | — | — | — | — | — | 66-1344(2) | — | — |
| Push Rod End .. | — | 66-1341(4) | 66-1341(4) | 66-1341(4) | 66-1341(4) | 66-1341(4) | 66-1341(4) | — | 66-1341(4) | 66-1341(4) | — | — |
| Do. (top) .. | — | — | — | — | — | — | — | — | — | — | 31-346(4) | — |
| Do. (bottom) .. | — | — | — | — | — | — | — | — | — | — | 31-343(4) | — |
| Do. Rivet .. | — | 66-1343(4) | 66-1343(4) | 66-1343(4) | 66-1343(4) | 66-1343(4) | 66-1343(4) | — | 66-1343(4) | 66-1343(4) | 15-1244(8) | — |
| Push Rod Cover Tube .. | — | 65-921 | 65-921 | 65-924 | 65-924 | 65-924 | 66-1364 | — | 66-1364 | 66-1364 | — | — |
| Push Rod Tube (rear cylinder). | — | — | — | — | — | — | — | — | — | — | 33-320/3 | — |
| Do. (front cylinder) .. | — | — | — | — | — | — | — | — | — | — | 15-2307/3 | — |
| Do. Flange Washer (paper) | — | — | — | — | — | — | — | — | — | — | 31-361(4) | — |
| Do. Nut .. | — | — | — | — | — | — | — | — | — | — | 31-364/3 (2) | — |
| Do. Washer (top) .. | — | — | — | — | — | — | — | — | — | — | 31-363(2) | — |
| Do. Cover Tube Lower Washer. | — | 65-928 | 65-928 | 65-928 | 65-928 | 65-928 | 66-1379 | — | 66-1379 | 66-1379 | — | — |
| Push Rod Cover Tube Gland Packing. | — | 65-926 | 65-926 | 65-926 | 65-926 | 65-926 | 66-1366 | — | 66-1366 | 66-1366 | — | — |
| Do. Nut .. | — | 65-927 | 65-927 | 65-927 | 65-927 | 65-927 | 66-1365 | — | 66-1365 | 66-1365 | — | — |
| Push Rod Guide Plate .. | — | — | — | — | — | — | — | — | — | — | 31-368 | — |
| Do. Cover Tube Stud .. | — | 24-4227/1 (2) | 24-4227/1 (2) | 24-4227/1 (2) | 24-4227/1 (2) | 24-4227/1 (2) | 24-4227/1 (2) | — | 24-4227/1 (2) | 24-4227/1 (2) | — | — |
| Do. Spring Washer .. | — | K197(2) | K197(2) | K197(2) | K197(2) | K197(2) | K197(2) | — | K197(2) | K197(2) | — | — |

SEE FURTHER PARTICULARS FOR ORDERING SPARE PARTS ON PAGE 62.


ENGINE.



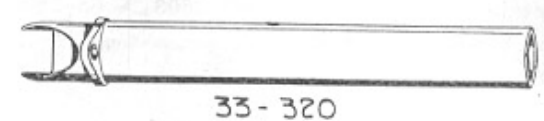
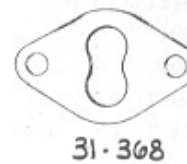
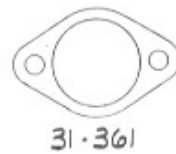
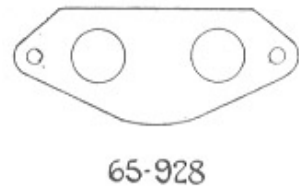
15-1244
66-1343



K197



66-1344
66-1350



NOTE.—Figures in brackets denote
umber per set, e.g., (2), 2 per set.

Engine—continued.

When no figures in brackets are
shown one part constitutes a set.

| DESCRIPTION. | B20. B23. | B21. | B22. | B24. | B25. | B26. | M19. | M20. M21. | M22. | M23. M24. | Y13. | G14. |
|---|--------------|----------------|----------------|----------------|----------------|----------------|----------------|--------------|----------------|----------------|------|------------|
| Push Rod Guide Plate Nut | — | EB113/1 (2) | EB113/1 (2) | EB113/1 (2) | EB113/1 (2) | EB113/1 (2) | EB113/1 (2) | — | EB113/1 (2) | EB113/1 (2) | — | — |
| Inlet Valve Lever (twin) (ft.) | — | — | — | — | — | — | — | — | — | — | — | 26-976 |
| Do. (twin) (rear) .. | — | — | — | — | — | — | — | — | — | — | — | 26-978 |
| Exhaust Valve Lever (twin) (front). | — | — | — | — | — | — | — | — | — | — | — | 26-975 |
| Do. (twin) (rear) .. | — | — | — | — | — | — | — | — | — | — | — | 26-977 |
| Inlet Valve Lever Spindle . | — | — | — | — | — | — | — | — | — | — | — | 26-970(2) |
| Exhaust Valve Lever Spindle | — | — | — | — | — | — | — | — | — | — | — | M822(2) |
| Inlet Valve Lever Washer.. | — | — | — | — | — | — | — | — | — | — | — | 26-1005(2) |
| Do. Bush .. | — | — | — | — | — | — | — | — | — | — | — | M517(2) |
| Exhaust Valve Lever Bush | — | — | — | — | — | — | — | — | — | — | — | M516(2) |
| Front Cylinder Feed Pipe Adapter Washer. | — | — | — | — | — | — | — | — | — | — | — | M552A |
| Do. Adapter .. | — | — | — | — | — | — | — | — | — | — | — | 26-1165/1 |
| Oil Pump, complete .. | 65-2588 | 65-2588 | 65-2588 | 65-2588 | 65-2588 | 65-2588 | 65-2588 | 65-2588 | 65-2588 | 65-2588 | — | — |
| Do. Body .. | 65-2596 | 65-2596 | 65-2596 | 65-2596 | 65-2596 | 65-2596 | 65-2596 | 65-2596 | 65-2596 | 65-2596 | — | — |
| Do. Bottom Plate .. | 65-2613 | 65-2613 | 65-2613 | 65-2613 | 65-2613 | 65-2613 | 65-2613 | 65-2613 | 65-2613 | 65-2613 | — | — |
| Do. Top Plate .. | 65-2598 | 65-2598 | 65-2598 | 65-2598 | 65-2598 | 65-2598 | 65-2598 | 65-2598 | 65-2598 | 65-2598 | — | — |
| Do. do. Washer .. | 65-2606 | 65-2606 | 65-2606 | 65-2606 | 65-2606 | 65-2606 | 65-2606 | 65-2606 | 65-2606 | 65-2606 | — | — |
| Do. Bolt .. | 15-848(2) | 15-848(2) | 15-848(2) | 15-848(2) | 15-848(2) | 15-848(2) | 15-848(2) | 15-848(2) | 15-848(2) | 15-848(2) | — | — |
| Do. Feed Gear (driving) .. | 65-2601 | 65-2601 | 65-2601 | 65-2601 | 65-2601 | 65-2601 | 65-2601 | 65-2601 | 65-2601 | 65-2601 | — | — |
| Do. do. (driven) .. | 65-2600 | 65-2600 | 65-2600 | 65-2600 | 65-2600 | 65-2600 | 65-2600 | 65-2600 | 65-2600 | 65-2600 | — | — |
| Do. Scavenge Gear .. | 65-2599(2) | 65-2599(2) | 65-2599(2) | 65-2599(2) | 65-2599(2) | 65-2599(2) | 65-2599(2) | 65-2599(2) | 65-2599(2) | 65-2599(2) | — | — |
| Do. Fixing Bolt .. | 65-2604(2) | 65-2604(2) | 65-2604(2) | 65-2604(2) | 65-2604(2) | 65-2604(2) | 65-2604(2) | 65-2604(2) | 65-2604(2) | 65-2604(2) | — | — |
| Do. do. (M24 only) . | — | — | — | — | — | — | — | — | — | 66-2621(2) | — | — |
| Do. Spring Washer .. | 24-978(2) | 24-978(2) | 24-978(2) | 24-978(2) | 24-978(2) | 24-978(2) | 24-978(2) | 24-978(2) | 24-978(2) | 24-978(2) | — | — |
| Do. Filter .. | 65-2616 | 65-2616 | 65-2616 | 65-2616 | 65-2616 | 65-2616 | 65-2616 | 65-2616 | 65-2616 | 65-2616 | — | — |
| Do. Driving Spindle .. | 65-2602 | 65-2602 | 65-2602 | 65-2602 | 65-2602 | 65-2602 | 66-2619 | 66-2619 | 66-2619 | 66-2619 | — | — |
| Do. do. (M24 only) . | — | — | — | — | — | — | — | — | — | 66-2620 | — | — |
| Do. Retaining Pin .. | 65-2603 | 65-2603 | 65-2603 | 65-2603 | 65-2603 | 65-2603 | 65-2603 | 65-2603 | 65-2603 | 65-2603 | — | — |
| Oil Pump, complete (Pilgrim) | — | — | — | — | — | — | — | — | — | — | — | 26-1072 |
| Oil Pump Body .. | — | — | — | — | — | — | — | — | — | — | — | 26-829 |
| Oil Pump Plunger (rear) .. | — | — | — | — | — | — | — | — | — | — | — | 26-821 |
| Oil Pump Plunger (front) .. | — | — | — | — | — | — | — | — | — | — | — | 26-820 |
| Oil Pump Plunger Spring .. | — | — | — | — | — | — | — | — | — | — | — | 26-822(2) |

SEE FURTHER PARTICULARS FOR ORDERING SPARE PARTS ON PAGE 62.

ENGINE.



26-1005
M 552 A



65-2604
15-848



65-2603



65-2602



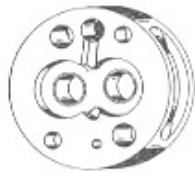
66-2621



M517



M822




65-2596



65-2599



M516



26-829



65-2601



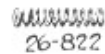
65-2606



65-2598



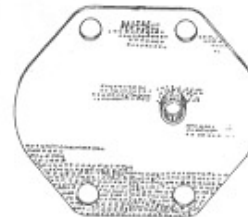
26-975



26-822



66-2619 66-2620



65-2616



26-1165



24-978



26-976



26-978



65-2600



26-820
26-821



65-2613



EB113



26-970



26-977

NOTE.—Figures in brackets denote number per set, e.g., (2), 2 per set.

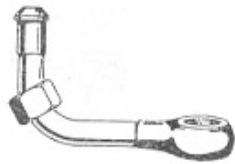
Engine—continued.

When no figures in brackets are shown one part constitutes a set

| DESCRIPTION. | B20. B23. | B21. | B22. | B24. | B25. | B26. | M19. | M20. M21. | M22. | M23. M24. | Y13. | G14. |
|---|--------------|------|------|------|------|------|------|--------------|------|--------------|-----------|-----------------------|
| Oil Pump Plunger Pad .. | — | — | — | — | — | — | — | — | — | — | — | 26-823 |
| Oil Pump Control Spindle .. | — | — | — | — | — | — | — | — | — | — | — | 26-813(2) |
| Do. Washer .. | — | — | — | — | — | — | — | — | — | — | — | 29-1027(2) |
| Do. Fibre Washer .. | — | — | — | — | — | — | — | — | — | — | — | 29-1026(2) |
| Do. Spring Washer .. | — | — | — | — | — | — | — | — | — | — | — | 26-817(2) |
| Oil Pump Driving Worm, complete. | — | — | — | — | — | — | — | — | — | — | — | 26-814 |
| Do. Bush .. | — | — | — | — | — | — | — | — | — | — | — | 26-815 |
| Oil Pump Window Frame .. | — | — | — | — | — | — | — | — | — | — | — | 26-818 |
| Do. Celluloid .. | — | — | — | — | — | — | — | — | — | — | — | 26-819 |
| Do. Frame Screw .. | — | — | — | — | — | — | — | — | — | — | — | 29-1039(2) |
| Oil Pump End Plate .. | — | — | — | — | — | — | — | — | — | — | — | 26-811(2) |
| Oil Pump End Plate Washer | — | — | — | — | — | — | — | — | — | — | — | 26-816(2) |
| Oil Pump Plunger Spring .. | — | — | — | — | — | — | — | — | — | — | — | 29-1035(2) |
| Oil Pump End Plate Screw | — | — | — | — | — | — | — | — | — | — | — | 26-812(6) |
| Oil Pump Body Beak .. | — | — | — | — | — | — | — | — | — | — | — | 29-1032(2) |
| Do. Ball Valve Spring .. | — | — | — | — | — | — | — | — | — | — | — | 29-1041(2) |
| Do. Valve Ball .. | — | — | — | — | — | — | — | — | — | — | — | $\frac{1}{2}$ " diam. |
| Oil Pump Pipe Adaptor .. | — | — | — | — | — | — | — | — | — | — | — | 26-826(3) |
| Do. Nut .. | — | — | — | — | — | — | — | — | — | — | — | 26-828(3) |
| Oil Pump Attachment Screw (short). | — | — | — | — | — | — | — | — | — | — | — | 26-1167/1 |
| Do. (long) .. | — | — | — | — | — | — | — | — | — | — | — | 26-1166/1 |
| Pilgrim Pump to Big-end Oil Pipe, complete with nipple and nut. | — | — | — | — | — | — | — | — | — | — | — | 26-8603/1 |
| Do. Swivel Union .. | — | — | — | — | — | — | — | — | — | — | — | 27-8348/1 |
| Do. Swivel Union Screw .. | — | — | — | — | — | — | — | — | — | — | — | 26-1230/1 |
| Pilgrim Pump Distributor Oil Pipe, with nipple and nut. | — | — | — | — | — | — | — | — | — | — | — | 26-8606/1 |
| Do. Swivel Union Screw .. | — | — | — | — | — | — | — | — | — | — | — | 26-1253/1 |
| Oil Pump, complete .. | — | — | — | — | — | — | — | — | — | — | 33-410 | — |
| Oil Pump Driving Pinion .. | — | — | — | — | — | — | — | — | — | — | 31-421 | — |
| Oil Pump Key .. | — | — | — | — | — | — | — | — | — | — | 31-423(2) | — |
| Oil Pump Driving Pinion Nut | — | — | — | — | — | — | — | — | — | — | EA80 | — |
| Do. Locking Washer .. | — | — | — | — | — | — | — | — | — | — | 31-424 | — |

SEE FURTHER PARTICULARS FOR ORDERING SPARE PARTS ON PAGE 62

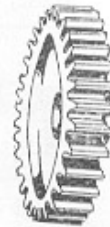
ENGINE.



26-8603



26-1167



31-4211



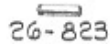
29-1032



26-826



E.A 80



26-823



26-1253



26-8606



31-424



31-423



26-817



29-1039



26-1230



29-1027



29-1026



26-1166



26-814



26-828



26-811



27-8348



26-818



26-815



29-1041
29-1035



26-812



26-816



26-819



26-813

NOTE —Figures in brackets denote number per set, e.g., (2), 2 per set.

Engine—continued

When no figures in brackets are shown one part constitutes a set.

| DESCRIPTION. | B20. B23. | B21. | B22. | B24. | B25. | B26. | M19. | M20. M21. | M22. | M23. M24. | Y13. | G14. |
|------------------------------------|--------------|------|------|------|------|------|------|--------------|------|--------------|-------------|------|
| Oil Pump Fixing Bolt .. | — | — | — | — | — | — | — | — | — | — | 31-428/1(2) | — |
| Do. Locking Washer .. | — | — | — | — | — | — | — | — | — | — | 31-424(2) | — |
| Oil Pump Body Joint Whr. | — | — | — | — | — | — | — | — | — | — | 31-453 | — |
| Oil Pump Feed Body .. | — | — | — | — | — | — | — | — | — | — | 33-411 | — |
| Oil Pump Scavenge Pump Body. | — | — | — | — | — | — | — | — | — | — | 31-431 | — |
| Oil Pump Separating Plate | — | — | — | — | — | — | — | — | — | — | 31-433 | — |
| Oil Pump Body Junk Ring | — | — | — | — | — | — | — | — | — | — | 31-435(2) | — |
| Oil Pump Body Dowel .. | — | — | — | — | — | — | — | — | — | — | 31-437(2) | — |
| Oil Pump Body Screw .. | — | — | — | — | — | — | — | — | — | — | 31-439(4) | — |
| Oil Pump Driving Spindle | — | — | — | — | — | — | — | — | — | — | 33-412 | — |
| Oil Pump Gear | — | — | — | — | — | — | — | — | — | — | 31-443 | — |
| Oil Pump Driven Spindle. | — | — | — | — | — | — | — | — | — | — | 33-413 | — |
| Oil Pump Gear (driving spindle) | — | — | — | — | — | — | — | — | — | — | 31-444 | — |
| Oil Pump Dermatine Plug | — | — | — | — | — | — | — | — | — | — | 33-414(2) | — |
| Primary Chain Lubricator Stud. | — | — | — | — | — | — | — | — | — | — | 33-588/1 | — |
| Do. Union | — | — | — | — | — | — | — | — | — | — | 27-1466/1 | — |
| Do. Nut | — | — | — | — | — | — | — | — | — | — | 27-1465/1 | — |
| Oil Pipe Adaptor (crankcase) | — | — | — | — | — | — | — | — | — | — | 31-451/1(2) | — |
| Chain Oil Feed Regulator | — | — | — | — | — | — | — | — | — | — | 27-1459/1 | — |
| Do. Nut | — | — | — | — | — | — | — | — | — | — | EB201/1 | — |
| Oil Feed Ball Valve, c'plete | — | — | — | — | — | — | — | — | — | — | 31-462/1 | — |
| Oil Feed Ball Valve Bush.. | — | — | — | — | — | — | — | — | — | — | 27-8351 | — |
| Do. Plug Screw | — | — | — | — | — | — | — | — | — | — | 27-210 | — |
| Oil Feed Ball Valve Spring | — | — | — | — | — | — | — | — | — | — | 27-8350 | — |
| Oil Feed Ball | — | — | — | — | — | — | — | — | — | — | ½" diam. | — |
| Do. Valve Bush Locknut | — | — | — | — | — | — | — | — | — | — | 24-898 | — |
| By-pass Valve, complete .. | — | — | — | — | — | — | — | — | — | — | 27-1708 | — |
| By-pass Valve Body .. | — | — | — | — | — | — | — | — | — | — | 27-1710 | — |
| By-pass Valve Spring .. | — | — | — | — | — | — | — | — | — | — | 27-1713 | — |
| By-pass Valve Body Locknut | — | — | — | — | — | — | — | — | — | — | 27-1449 | — |
| By-pass Valve Body Screw | — | — | — | — | — | — | — | — | — | — | 27-1712 | — |
| By-pass Valve Spring Adjuster | — | — | — | — | — | — | — | — | — | — | 27-1711 | — |
| Do. Adjuster Locknut .. | — | — | — | — | — | — | — | — | — | — | 1-5959 | — |

SEE FURTHER PARTICULARS FOR ORDERING SPARE PARTS ON PAGE 62.

ENGINE.



31-444 WITHOUT
KEYWAY



NOTE.—Figures in brackets denote number per set, e.g., (2), 2 per set

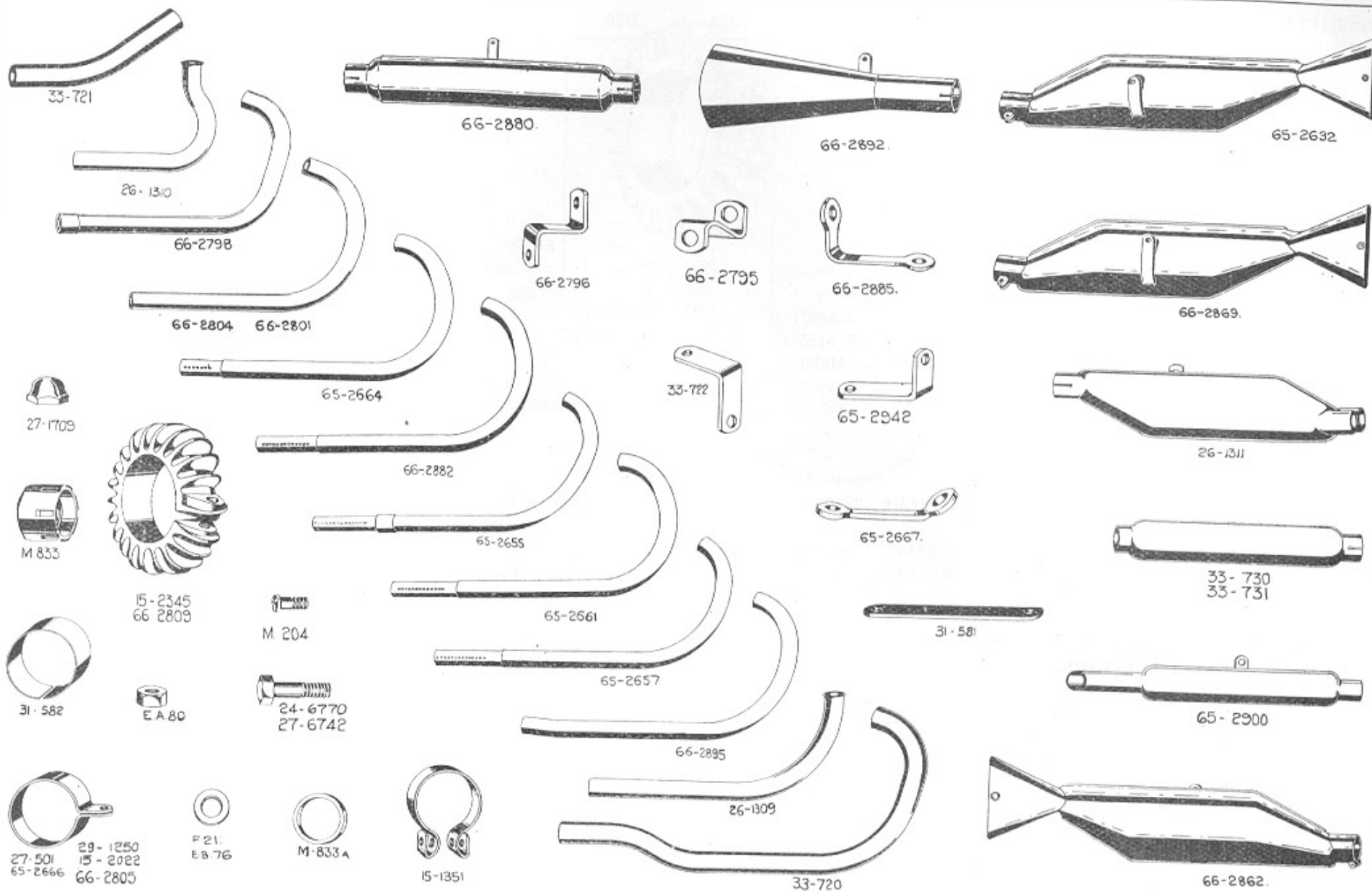
Engine—continued.

When no figures in brackets are shown, one part constitutes a set.

| DESCRIPTION. | B20. B23. | B21. | B22. | B24. | B25. | B26. | M19. | M20. M21. | M22. | M23. M24. | Y13. | G14. |
|----------------------------------|--------------|-----------|-----------|-----------|------|-----------|-----------|--------------|-----------|--------------|------------------|-----------|
| By-pass Valve End Nut .. | — | — | — | — | — | — | — | — | — | — | 27-1709 | — |
| By-pass Valve Ball .. | — | — | — | — | — | — | — | — | — | — | 1/4" diam. | — |
| LOW LEVEL EXHAUST SYSTEM. | | | | | | | | | | | | |
| Exhaust Pipe | — | 65-2661/3 | 65-2661/3 | 65-2664/3 | — | 65-2664/3 | 66-2798/3 | 66-2801/3 | 66-2804/3 | — | — | — |
| Do. (B20, M23 only) .. | 65-2655/3 | — | — | — | — | — | — | — | — | 66-2804/3 | — | — |
| Do. (B23, M24 only) .. | 65-2657/3 | — | — | — | — | — | — | — | — | 66-2882/3 | — | — |
| Do. (front cylinder) .. | — | — | — | — | — | — | — | — | — | — | 33-720/3 | 26-1309/3 |
| Do. (rear cylinder) .. | — | — | — | — | — | — | — | — | — | — | 33-721/3 | 26-1310/3 |
| Do. Finned Collar .. | — | — | 15-2345/3 | 15-2345/3 | — | 15-2345/3 | — | — | — | 66-2809/3 | — | — |
| Do. do. Bolt .. | — | — | M204/1 | M204/1 | — | M204/1 | — | — | — | M204/1 | — | — |
| Do. Collar | — | — | — | — | — | — | — | — | — | — | — | M833A(2) |
| Do. Union Nut | — | — | — | — | — | — | — | — | — | — | — | M833/3(2) |
| Do. Clip Support Bracket | 65-2942/1 | 65-2667/1 | 65-2667/1 | 65-2667/1 | — | 65-2667/1 | 65-2942/1 | 65-2942/1 | 65-2942/1 | 65-2942/1 | — | — |
| Do. do. (M24 only) .. | — | — | — | — | — | — | — | — | — | 66-2885/1 | — | — |
| Do. do. (front c'der) | — | — | — | — | — | — | — | — | — | — | 33-722/3 | — |
| Exhaust Pipe Clip .. | — | 65-2666/3 | 65-2666/3 | 65-2666/3 | — | 65-2666/3 | 15-2022/3 | 15-2022/3 | 66-2805/3 | 66-2805/3 | — | — |
| Do. (B20 only) | 29-1250/3 | — | — | — | — | — | — | — | — | — | — | — |
| Do. (B23 only) | 65-2666/3 | — | — | — | — | — | — | — | — | — | — | — |
| Do. (front cylinder) .. | — | — | — | — | — | — | — | — | — | — | 27-501/3 | — |
| Do. Bolt | 24-6770/1 | 24-6770/1 | 24-6770/1 | 24-6770/1 | — | 24-6770/1 | 27-6742/1 | 24-6770/1 | 27-6742/1 | 27-6742/1 | 24-6770/1 | — |
| Clip Bolt Nut | EA80/1 | EA80/1 | EA80/1 | EA80/1 | — | EA80/1 | EA80/1 | EA80/1 | EA80/1 | EA80/1 | EA80/1 | — |
| Do. Washer | F21/1 | F21/1 | F21/1 | F21/1 | — | F21/1 | EB76/1 | EB76/1 | EB76/1 | EB76/1 | F21/1 | — |
| Silencer | — | — | 65-2632/3 | 65-2632/3 | — | 65-2632/3 | 66-2869/3 | 66-2869/3 | 66-2862/3 | — | — | 26-1311/3 |
| Do. (B20, B21, M23 only) | 65-2900/3 | 65-2900/3 | — | — | — | — | — | — | — | 66-2862/3 | — | — |
| Do. (B23, M24 only) .. | 65-2632/3 | — | — | — | — | — | — | — | — | 66-2880/3 | — | — |
| Do. (front cylinder) .. | — | — | — | — | — | — | — | — | — | — | 33-730/3 | — |
| Do. (rear cylinder) .. | — | — | — | — | — | — | — | — | — | — | 33-731/3 | — |
| Do. Front Clip Bracket .. | — | — | — | — | — | — | 66-2795/3 | 66-2795/3 | 66-2796/3 | 66-2796/3 | — | — |
| Do. Connecting Plate .. | — | — | — | — | — | — | — | — | — | — | 31-581/3(2) | — |
| Do. Inlet Tube Collar .. | — | — | — | — | — | — | — | — | — | — | 31-582/1(2) | — |
| Do. Exhaust Pipe Clip .. | — | — | — | — | — | — | — | — | — | — | 15-1351/3 (2) | — |

SEE FURTHER PARTICULARS FOR ORDERING SPARE PARTS ON PAGE 62.

ENGINE.



NOTE.—Figures in brackets denote number per set, e.g., (2), 2 per set.

Engine—continued.

When no figures in brackets are shown one part constitutes a set.

| DESCRIPTION. | B20. B23. | B21. | B22. | B24. | B25. | B26. | M19. | M20. M21. | M22. | M23. M24. | Y13. | G14. |
|------------------------------------|--------------|-----------|-----------|-----------|------|-----------|-----------|--------------|-----------|------------------|------------------|-----------|
| Clip Bolt | — | — | — | — | — | — | — | — | — | 15-1355/1 | — | — |
| Do. (front cylinder) .. | — | — | — | — | — | — | — | — | — | — | 15-1355/1 | — |
| Do. (rear cylinder) .. | — | — | — | — | — | — | — | — | — | — | R77/1 | — |
| Do. Washer | — | — | — | — | — | — | — | — | — | F21/1 | — | — |
| Do. Nut | — | — | — | — | — | — | — | — | — | EA80/1 | EA80/1(2) | — |
| Silencer Support Bolt (not B23). | 15-480/1 | 15-480/1 | — | — | — | — | 15-480/1 | 27-6037/1 | 15-480/1 | 15-480/1 | — | — |
| Support Bolt Washer .. | 24-8784 | 24-8784 | — | — | — | — | 24-8784 | F21/1 | 24-8784 | 24-8784 | — | — |
| Do. Nut | 66-2810/1 | 66-2810/1 | — | — | — | — | 66-2810/1 | EA80/1 | 66-2810/1 | 66-2810/1 | — | — |
| Do. Split Pin | 15-1266 | 15-1266 | — | — | — | — | 15-1266 | — | 15-1266 | 15-1266 | — | — |
| Do. Stud | — | — | — | — | — | — | — | — | — | — | — | 15-1367/1 |
| Do. Nut (not B20) .. | EA80/1 | — | EA80/1 | EA80/1 | — | EA80/1 | — | — | — | — | — | 15-2336/1 |
| Do. Washer | 15-5155/1 | — | 15-5155/1 | 15-5155/1 | — | 15-5155/1 | — | — | — | — | — | 24-8784 |
| Do. Split Pin | M626 | — | M626 | M626 | — | M626 | — | — | — | — | — | M626 |
| Silencer Fishtail | — | — | — | — | — | — | — | — | — | — | — | 24-1021/3 |
| Do. Tail Pipe (M24, Y13 only). | — | — | — | — | — | — | — | — | — | 66-2886/3 | 15-2019/3 (2) | — |
| Do. do. Clip (M24, Y13, G14 only). | — | — | — | — | — | — | — | — | — | 24-1001/3 (2) | 15-1351/3 (2) | 24-1001/3 |
| Silencer Clip Bolt | 24-7343/1 | — | 24-7343/1 | 24-7343/1 | — | 24-7343/1 | 24-7343/1 | 24-7343/1 | 24-7343/1 | 24-7343/1 | 15-1355/1 (2) | 15-1355/1 |
| Clip Bolt Washer | K234A | — | K234A | K234A | — | K234A | K234A | K234A | K234A | K234A | F21/1(2) | F21/1 |
| Do. Nut | M263/1 | — | M263/1 | M263/1 | — | M263/1 | M263/1 | M263/1 | M263/1 | M263/1 | EA80/1(2) | EA80/1 |
| Do. Distance Collar .. | — | — | — | — | — | — | — | — | — | — | 15-1368/1 | — |

SINGLE UPSWEPT EXHAUST PIPE.

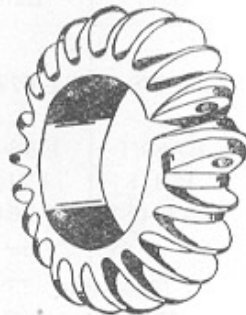
| | | | | | | | | | | | | |
|--|---|-----------|-----------|-----------|-----------|-----------|-----------|---|-----------|-----------|---|---|
| Exhaust Pipe | — | 65-2944/3 | 65-2944/3 | 65-2944/3 | 65-2944/3 | 65-2944/3 | 66-2815/3 | — | 66-2814/3 | 66-2814/3 | — | — |
| Do. Finned Collar | — | 15-2345/3 | 15-2345/3 | 15-2345/3 | 15-2345/3 | 15-2345/3 | 66-2808/3 | — | 66-2809/3 | 66-2809/3 | — | — |
| Finned Collar Bolt | — | M204/1 | M204/1 | M204/1 | M204/1 | M204/1 | M204/1 | — | M204/1 | M204/1 | — | — |
| Exhaust Pipe Shield, complete with clips, screws and nuts. | — | 15-2437 | 15-2437 | 15-2437 | 15-2437 | 15-2437 | — | — | 66-2823 | 66-2823 | — | — |
| Do. Clip Support Bracket | — | 15-2361/1 | 15-2361/1 | 65-2946/1 | 65-2946/1 | 65-2946/1 | 65-2946/1 | — | 65-2946/1 | 65-2946/1 | — | — |
| Do. Clip | — | 65-2666/3 | 65-2666/3 | 65-2666/3 | 65-2666/3 | 65-2666/3 | 15-2022/3 | — | 66-2805/3 | 66-2805/3 | — | — |

SEE FURTHER PARTICULARS FOR ORDERING SPARE PARTS ON PAGE 62.

ENGINE.



66-2814



15-2345
66-2808
66-2809



66-2815



65-2946.



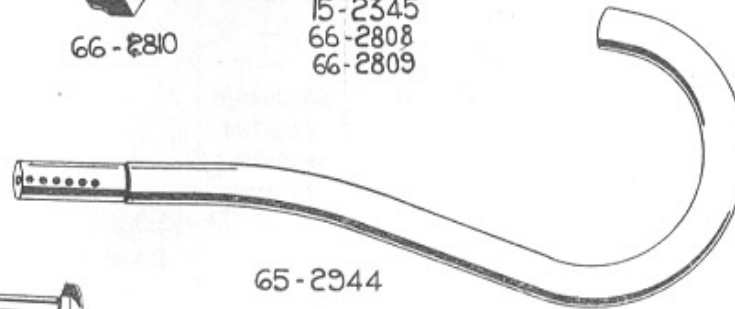
66-2810



15-1367.



15-2361



65-2944



15-2022.
65-2666
66-2805



M 204



R77



15-1266
M-626



15-2437
66-2823



M263.
E.A.80



F.21.
K234.A.
15-5155.




15-1351
24-1001



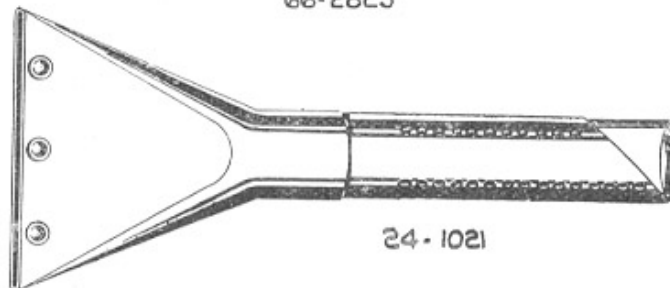
15-1355
24-7343




24-8784.



66-2886.



24-1021



15-2019



15-480
27-6037

NOTE.—Figures in brackets denote number per set, e.g., (2), 2 per set.


Engine—continued.

When no figures in brackets are shown one part constitutes a set.

| DESCRIPTION. | B20. B23. | B21. | B22. | B24. | B25. | B26. | M19. | M20. M21. | M22. | M23. M24. | Y13. | G14. |
|---------------------------------|--------------|-----------|-----------|-----------|-----------|-----------|-----------|--------------|-----------|--------------|------|------|
| Exhaust Pipe Shield Clip Bolt. | — | 24-6770/1 | 24-6770/1 | 24-6770/1 | 24-6770/1 | 24-6770/1 | 27-6742/1 | — | 27-6742/1 | 27-6742/1 | — | — |
| Clip Bolt Nut | — | EA80/1 | EA80/1 | EA80/1 | EA80/1 | EA80/1 | EA80/1 | — | EA80/1 | EA80/1 | — | — |
| Do. Washer | — | F21/1 | F21/1 | F21/1 | F21/1 | F21/1 | EB76/1 | — | EB76/1 | EB76/1 | — | — |
| Silencer | — | 65-2641/3 | 65-2641/3 | 65-2641/3 | 65-2641/3 | 65-2641/3 | 66-2874/3 | — | 66-2874/3 | — | — | — |
| Do. (M23 only) | — | — | — | — | — | — | — | — | — | 66-2874/3 | — | — |
| Do. (M24 only) | — | — | — | — | — | — | — | — | — | 66-2891/3 | — | — |
| Do. Exhaust Pipe Clip .. | — | — | — | — | — | — | — | — | — | 24-1001/3 | — | — |
| Clip Bolt | — | — | — | — | — | — | — | — | — | 15-1355/1 | — | — |
| Do. Washer | — | — | — | — | — | — | — | — | — | F21/1 | — | — |
| Do. Nut | — | — | — | — | — | — | — | — | — | EA80/1 | — | — |
| Silencer Support Bolt .. | — | 65-2949/6 | 65-2949/6 | 65-2949/6 | 65-2949/6 | 65-2949/6 | — | — | — | — | — | — |
| Support Bolt Spring Washer | — | 24-8784 | 24-8784 | 24-8784 | 24-8784 | 24-8784 | — | — | — | — | — | — |
| Do. Nut | — | 66-2810/1 | 66-2810/1 | 66-2810/1 | 66-2810/1 | 66-2810/1 | — | — | — | — | — | — |
| Do. Split Pin | — | 15-1266 | 15-1266 | 15-1266 | 15-1266 | 15-1266 | — | — | — | — | — | — |
| Support Stud (bottom) .. | — | — | — | — | — | — | 24-5206/1 | — | 24-5206/1 | 24-5206/1 | — | — |
| Do. Nut (bottom) | — | — | — | — | — | — | EA80/1 | — | EA80/1 | EA80/1 | — | — |
| Silencer Rear Support Stud | M24 only | — | — | — | — | — | — | — | — | 66-2840/1 | — | — |
| Support Stud Washer .. | | — | — | — | — | — | — | — | — | 15-5155/1 | — | — |
| Do. Nut | | — | — | — | — | — | — | — | — | EA80/1 | — | — |
| Silencer Front Support Bracket. | | — | — | — | — | — | — | — | — | 66-2839/3 | — | — |
| Support Bracket Top Bolt | | — | — | — | — | — | — | — | — | 28-2338/1 | — | — |
| Do. Nut | | — | — | — | — | — | — | — | — | EA80/1 | — | — |
| Clip Bolt Distance Collar .. | | — | — | — | — | — | — | — | — | 15-1368/1 | — | — |
| Silencer Tail Pipe | | — | — | — | — | — | — | — | — | 66-2888/3 | — | — |
| Tail Pipe Clip | | — | — | — | — | — | — | — | — | 24-1001/3 | — | — |
| Do. Bolt | | — | — | — | — | — | — | — | — | 15-1355/1 | — | — |
| Do. Bolt Washer | | — | — | — | — | — | — | — | — | F21/1 | — | — |
| Do. Bolt Nut | | — | — | — | — | — | — | — | — | EA80/1 | — | — |
| Silencer Clip Bolt | — | 24-7343/1 | 24-7343/1 | 24-7343/1 | 24-7343/1 | 24-7343/1 | 24-7343/1 | — | 24-7343/1 | 24-7343/1 | — | — |
| Do. Washer | — | K234A/1 | K234A/1 | K234A/1 | K234A/1 | K234A/1 | K234A/1 | — | K234A/1 | K234A/1 | — | — |
| Do. Nut | — | M263/1 | M263/1 | M263/1 | M263/1 | M263/1 | M263/1 | — | M263/1 | M263/1 | — | — |

SEE FURTHER PARTICULARS FOR ORDERING SPARE PARTS ON PAGE 62.


ENGINE.



65-2641



66-2810



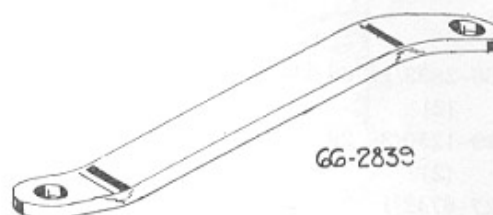
66-2874



24-5206



65-2949



66-2839



EA80
M2-63



24-8784



15-1355



28-2338



24-6770
24-7343
27-6742



24-1001



15-1368



15-1266



EB-76
F. 21
15-5155
K. 234A.



66-2840.



66-2891



66-2888

NOTE.—Figures in brackets denote number per set, e.g., (2), 2 per set.


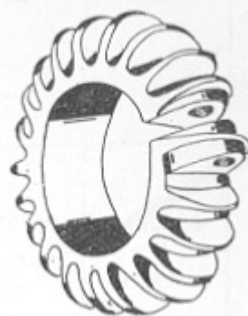


Engine—continued.

When no figures in brackets are shown one part constitutes a set.

| DESCRIPTION. | B20. B23. | B21. | B22. | B24. | B25. | B26. | M19. | M20. M21. | M22. | M23. M24. | Y13. | G14. |
|--|--------------|------|------|------------|------------|------------|------|--------------|------------|--------------|------|------|
| TWIN UPSWEPT EXHAUST SYSTEM (not M24). | | | | | | | | | | | | |
| Exhaust Pipe (right-hand) . | — | — | — | 65-2951/3 | 65-2951/3 | 65-2951/3 | — | — | 66-2830/3 | 66-2830/3 | — | — |
| Do. (left-hand) | — | — | — | 65-2952/3 | 65-2952/3 | 65-2952/3 | — | — | 66-2831/3 | 66-2831/3 | — | — |
| Do. Finned Collar .. | — | — | — | 15-2345/3 | 15-2345/3 | 15-2345/3 | — | — | 15-2345/3 | 15-2345/3 | — | — |
| | | | | (2) | (2) | (2) | | | (2) | (2) | | |
| Do. do. Sleeve .. | — | — | — | 65-2936(2) | 65-2936(2) | 65-2936(2) | — | — | — | — | — | — |
| Finned Collar Bolt.. .. | — | — | — | M204/1(2) | M204/1(2) | M204/1(2) | — | — | M204/1(2) | M204/1(2) | — | — |
| Exhaust Pipe Shield, complete with clips, screws and nuts. | — | — | — | 65-2956(2) | 65-2956(2) | 65-2956(2) | — | — | 15-2437(2) | 15-2437(2) | — | — |
| Exhaust Pipe Clip Support Bracket. | — | — | — | 66-2833/1 | 66-2833/1 | 66-2833/1 | — | — | 66-2833/1 | 66-2833/1 | — | — |
| | | | | (2) | (2) | (2) | | | (2) | (2) | | |
| Exhaust Pipe Clip | — | — | — | 29-1250/3 | 29-1250/3 | 29-1250/3 | — | — | 27-501/3 | 27-501/3 | — | — |
| | | | | (2) | (2) | (2) | | | (2) | (2) | | |
| Do. Bolt | — | — | — | 27-6742/1 | 27-6742/1 | 27-6742/1 | — | — | 27-6742/1 | 27-6742/1 | — | — |
| | | | | (2) | (2) | (2) | | | (2) | (2) | | |
| Clip Bolt Nut | — | — | — | EA80/1(2) | EA80/1(2) | EA80/1(2) | — | — | EA80/1(2) | EA80/1(2) | — | — |
| Do. Washer | — | — | — | F21/1(2) | F21/1(2) | F21/1(2) | — | — | EB76/1(2) | EB76/1(2) | — | — |
| Silencer | — | — | — | 65-2624/3 | 65-2624/3 | 65-2624/3 | — | — | 66-2837/3 | 66-2837/3 | — | — |
| | | | | (2) | (2) | (2) | | | (2) | (2) | | |
| Do. Front Support Bracket | — | — | — | — | — | — | — | — | 66-2839/3 | 66-2839/3 | — | — |
| | | | | | | | | | (2) | (2) | | |
| Support Bracket Top Bolt | — | — | — | — | — | — | — | — | 28-2338/1 | 28-2338/1 | — | — |
| | | | | | | | | | (2) | (2) | | |
| Do. Nut | — | — | — | — | — | — | — | — | EA80/1(2) | EA80/1(2) | — | — |
| Silencer Exhaust Pipe Clip | — | — | — | 15-1351/3 | 15-1351/3 | 15-1351/3 | — | — | 15-1351/3 | 15-1351/3 | — | — |
| | | | | (2) | (2) | (2) | | | (2) | (2) | | |
| Do. Clip Bolt | — | — | — | 24-7343/1 | 24-7343/1 | 24-7343/1 | — | — | 27-5156/1 | 27-5156/1 | — | — |
| | | | | (2) | (2) | (2) | | | (2) | (2) | | |
| Clip Bolt Washer | — | — | — | K234A/1 | K234A/1 | K234A/1 | — | — | 15-5155/1 | 15-5155/1 | — | — |
| | | | | (2) | (2) | (2) | | | (2) | (2) | | |
| Do. Nut | — | — | — | M263/1(2) | M263/1(2) | M263/1(2) | — | — | EA80/1(2) | EA80/1(2) | — | — |
| Do. Distance Collar .. | — | — | — | — | — | — | — | — | 15-1368/1 | 15-1368/1 | — | — |
| | | | | | | | | | (2) | (2) | | |

SEE FURTHER PARTICULARS FOR ORDERING SPARE PARTS ON PAGE 62.

ENGINE.



NOTE.—Figures in brackets denote number per set, e.g., (2), 2 per set.

Engine—continued.

When no figures in brackets are shown one part constitutes a set.

| DESCRIPTION. | B20. B23. | B21. | B22. | B24. | B25. | B26. | M19. | M20. M21. | M22. | M23. M24. | Y13. | G14. |
|---|--------------|---------|---------|------------------|------------------|------------------|------------|--------------|------------------|------------------|------------|------------|
| Silencer Rear Support Stud | — | — | — | 66-2840/1 (2) | 66-2840/1 (2) | 66-2840/1 (2) | — | — | 66-2840/1 (2) | 66-2840/1 (2) | — | — |
| Support Stud Washer .. | — | — | — | 15-5155/1 (2) | 15-5155/1 (2) | 15-5155/1 (2) | — | — | 15-5155/1 (2) | 15-5155/1 (2) | — | — |
| Do. Nut | — | — | — | EA80/1(6) | EA80/1(6) | EA80/1(6) | — | — | EA80/1(4) | EA80/1(4) | — | — |
| Silencer Tail Pipe .. | — | — | — | — | — | — | — | — | 15-2019/3 (2) | 15-2019/3 (2) | — | — |
| Tail Pipe Clip | — | — | — | — | — | — | — | — | 15-1351/3 (2) | 15-1351/3 (2) | — | — |
| Do. Bolt | — | — | — | — | — | — | — | — | 15-480/1(2) | 15-480/1(2) | — | — |
| Clip Bolt Nut | — | — | — | — | — | — | — | — | EA80/1(2) | EA80/1(2) | — | — |
| CRANKCASE AND MAGDYNOL SHIELD. | | | | | | | | | | | | |
| Crankcase Shield | 65-2857 | 65-2857 | 65-2857 | 65-2857 | 65-2857 | 65-2857 | 66-2721 | 66-2721 | 66-2721 | 66-2721 | 33-1025 | 33-1025 |
| Do. Front Bolt Washer.. | — | — | — | — | — | — | 15-431(2) | 15-431(2) | 15-431(2) | 15-431(2) | — | — |
| Front Bolt Nut | — | — | — | — | — | — | 66-2725(2) | 66-2725(2) | 66-2725(2) | 66-2725(2) | — | — |
| Crankcase Shield and Chain- stay Bolt Nut. | — | — | — | — | — | — | 66-2726(2) | 66-2726(2) | 66-2726(2) | 66-2726(2) | — | — |
| Magdynol Shield | — | — | — | — | — | — | — | — | — | — | 33-1060 | 33-1070 |
| Do. Clip | — | — | — | — | — | — | — | — | — | — | 24-8927(2) | 33-1056 |
| Clip Bolt | — | — | — | — | — | — | — | — | — | — | M284/1(2) | K132/1(2) |
| Do. (bottom) | — | — | — | — | — | — | — | — | — | — | K132/1(2) | K132/1(2) |
| Do. Nut | — | — | — | — | — | — | — | — | — | — | M263/1(2) | M263/1(2) |
| Do. Washer | — | — | — | — | — | — | — | — | — | — | — | K197(2) |
| Bottom Bolt Washer .. | — | — | — | — | — | — | — | — | — | — | B751A/1(4) | B751A/1(4) |
| Magdynol Shield Rubber Ferrule. | — | — | — | — | — | — | — | — | — | — | — | 36-7525 |

Quote Engine and Frame Numbers, with prefix letters, when ordering spares.

If one side of Crankcase is needed the other side should be sent to be properly fitted. If one side of a Crankcase is supplied independently a perfect fit cannot be guaranteed.

Connecting-rod Big-end Bushes are not supplied separately. The Bushes are ground after being pressed in, making a first-class job impossible except at the factory. A new Connecting-rod with Big-end and Gudgeon Pin Bushes assembled is therefore supplied at the cost of the Bushes only and mechanic's time, providing that the old parts are returned to Spares Department, Small Heath, Birmingham, 11.

See particulars of equipment on page 208.

ENGINE.



33-1070



33-1056



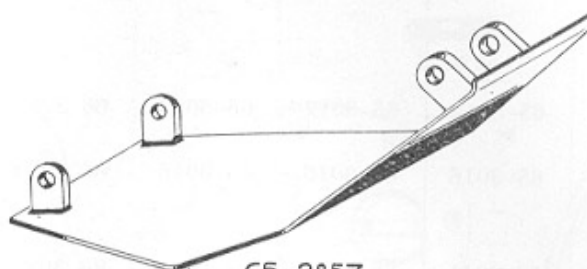
15-1351



24-8927




36-7525



65-2857



B 751A.
15-5155
15-431



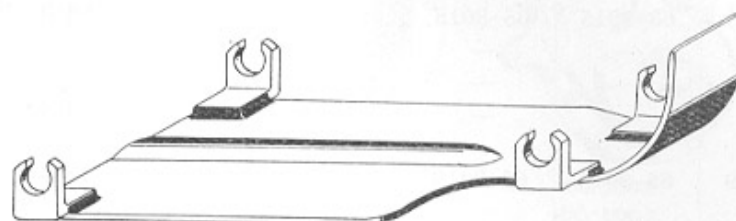
33-1060



K 132
M 284



66-2726
66-2725



66-2721



15-480



K 137



EA 80
M 263



66-2840



33-1025



15-2019

NOTE.—Figures in brackets denote number per set, e.g., (2), 2 per set

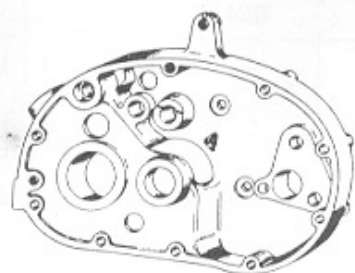
GEARBOX & CONTROL PARTS (Four-speed).

When no figures in brackets are shown one part constitutes a set.

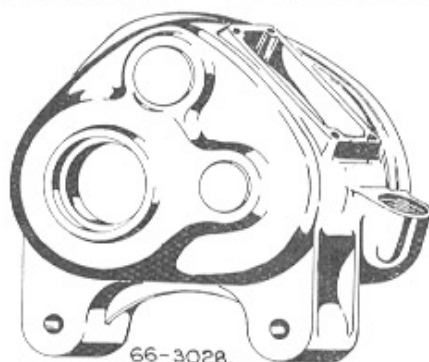
| DESCRIPTION. | B20. B23. | B21. | B22. | B24. | B25. | B26. | M19. | M20. M21. | M22. | M23. M24. | Y13. | G14. |
|--|------------------|------------------|------------------|------------------|------------------|------------------|------------|--------------|------------|--------------|------------------|------------------|
| Gearbox only, less bushes and ballraces. | 65-3048 | 65-3048 | 65-3048 | 65-3048 | 65-3048 | 65-3048 | 66-3030 | 66-3030 | 66-3030 | — | 33-3009 | 33-3009 |
| Do. (M23 only) | — | — | — | — | — | — | — | — | — | 66-3030 | — | — |
| Do. (M24 only) | — | — | — | — | — | — | — | — | — | 66-3048 | — | — |
| Gearbox only, with fixed fittings. | 65-3047 | 65-3047 | 65-3047 | 65-3047 | 65-3047 | 65-3047 | 66-3028 | 66-3028 | 66-3028 | — | — | — |
| Do. (M23 only) | — | — | — | — | — | — | — | — | — | 66-3028 | — | — |
| Do. (M24 only) | — | — | — | — | — | — | — | — | — | 66-3047 | — | — |
| Gearbox only, with fixed fittings (hand change). | — | — | — | — | — | — | — | — | — | — | 33-3005 | 33-3005 |
| Do. (foot change) .. | — | — | — | — | — | — | — | — | — | — | 33-3006 | 33-3006 |
| Gearbox Cover (outer), less bush (hand change). | 65-3012 | 65-3012 | 65-3012 | 65-3012 | 65-3012 | 65-3012 | 66-3062 | 66-3062 | 66-3062 | 66-3062 | 15-4188 | 15-4188 |
| Do. (foot change) .. | 65-3016 | 65-3016 | 65-3016 | 65-3016 | 65-3016 | 65-3016 | 66-3064 | 66-3064 | 66-3064 | — | 31-3024 | 31-3024 |
| Do. (foot change) (M23 only) | — | — | — | — | — | — | — | — | — | 66-3064 | — | — |
| Do. (foot change) (M24 only) | — | — | — | — | — | — | — | — | — | 66-3050 | — | — |
| Gearbox Cover (outer), with fixed fittings (hand ch'ge). | 65-3011 | 65-3011 | 65-3011 | 65-3011 | 65-3011 | 65-3011 | 66-3061 | 66-3061 | 66-3061 | 66-3061 | 15-4187 | 15-4187 |
| Do. (foot change) .. | 65-3015 | 65-3015 | 65-3015 | 65-3015 | 65-3015 | 65-3015 | 66-3063 | 66-3063 | 66-3063 | — | 31-3023 | 31-3023 |
| Do. (foot change) (M23 only) | — | — | — | — | — | — | — | — | — | 66-3063 | — | — |
| Do. (foot change) (M24 only) | — | — | — | — | — | — | — | — | — | 66-3049 | — | — |
| Gearbox Cover (inner), with (fixed fittings (hand ch'ge)). | — | — | — | — | — | — | 24-4215 | 24-4215 | 24-4215 | 24-4215 | 24-4215 | 24-4215 |
| Do. (foot change) .. | 65-3019 | 65-3019 | 65-3019 | 65-3019 | 65-3019 | 65-3019 | 15-4211 | 15-4211 | 15-4211 | — | 15-4211 | 15-4211 |
| Do. (foot change) (M23 only) | — | — | — | — | — | — | — | — | — | 15-4211 | — | — |
| Do. (foot change) (M24 only) | — | — | — | — | — | — | — | — | — | 66-3051 | — | — |
| Cover Joint Washer (hand change). | 65-3023 | 65-3023 | 65-3023 | 65-3023 | 65-3023 | 65-3023 | 66-3069(2) | 66-3069(2) | 66-3069(2) | 66-3069(2) | 66-3069(2) | 66-3069(2) |
| Cover (outer) Joint Washer (foot change). | 65-3022 | 65-3022 | 65-3022 | 65-3022 | 65-3022 | 65-3022 | 66-3068 | 66-3068 | 66-3068 | 66-3068 | 66-3068 | 66-3068 |
| Cover (inner) Joint Washer (foot change). | 65-3023 | 65-3023 | 65-3023 | 65-3023 | 65-3023 | 65-3023 | 66-3069 | 66-3069 | 66-3069 | 66-3069 | 66-3069 | 66-3069 |
| Cover Stud (hand change) | 65-3073/1 (4) | 65-3073/1 (4) | — | — | — | 65-3073/1 (4) | — | — | — | — | 24-4227/1 (9) | 24-4227/1 (9) |
| Cover Stud (foot change) .. | — | — | 65-3074/1 (3) | 65-3074/1 (3) | 65-3074/1 (3) | — | — | — | — | — | 24-4227/1 (5) | 24-4227/1 (5) |

SEE FURTHER PARTICULARS FOR ORDERING SPARE PARTS ON PAGE 84.

GEARBOX AND CONTROL PARTS (Four-speed).



65-3019



66-3028.
66-3047.



65-3011



65-3047.



33-3006
33-3005



15-4287



24-4215



66-3061



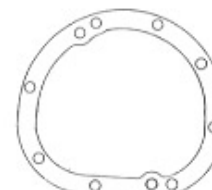
24-4227



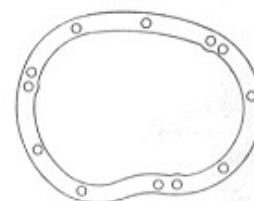
65-3073.
65-3074.



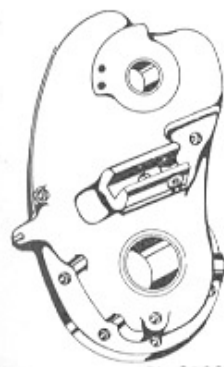
66-3049.
66-3063.



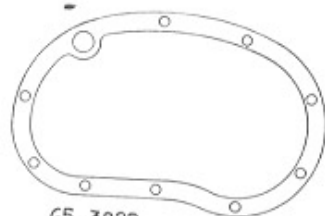
65-3023



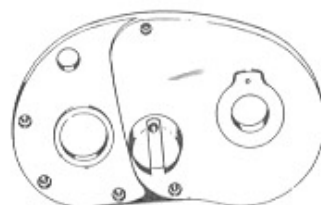
66-3069



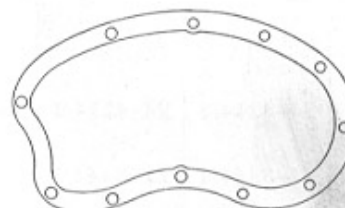
31-3023



65-3022



65-3015



66-3068



66-3051.
15-4211.

NOTE.—Figures in brackets denote number per set, e.g., (2), 2 per set.

Gearbox and Control Parts (Four-speed)—continued.

When no figures in brackets are shown one part constitutes a set.

| DESCRIPTION. | B20. B23. | B21. | B22. | B24. | B25. | B26. | M19. | M20. M21. | M22. | M23. M24. | Y13. | G14. |
|--|------------------|------------------|------------------|------------------|------------------|------------------|------------------|------------------|------------------|------------------|------------------|------------------|
| Cover Stud (short, bottom) (foot change). | — | — | — | — | — | — | — | — | — | — | 15-4213/1 | 15-4213/1 |
| Cover Stud (long, top) (foot change). | — | — | — | — | — | — | — | — | — | — | 15-4214/1 | 15-4214/1 |
| Cover Stud Nut (hand change). | 65-2153/1 (4) | 65-2153/1 (4) | — | — | — | 65-2153/1 (4) | — | — | — | — | 27-4401/1 (9) | 27-4401/1 (9) |
| Cover Stud Nut (foot change). | — | — | 65-2153/1 (3) | 65-2153/1 (3) | 65-2153/1 (3) | — | — | — | — | — | 27-4401/1 (7) | 27-4401/1 (7) |
| Cover Screw (hand change). | 65-3063/1 (3) | 65-3063/1 (3) | 65-3063/1 (3) | 65-3063/1 (3) | 65-3063/1 (3) | 65-3063/1 (3) | 66-3065/1 (9) | 66-3065/1 (9) | 66-3065/1 (9) | 66-3065/1 (9) | — | — |
| Cover Screw (foot change). | — | — | — | — | — | — | 66-3065/1 (5) | 66-3065/1 (5) | 66-3065/1 (5) | 66-3065/1 (5) | — | — |
| Cover Screw (long) (foot change). | 65-3062/1 | 65-3062/1 | 65-3062/1 | 65-3062/1 | 65-3062/1 | 65-3062/1 | 65-3062/1 (2) | 65-3062/1 (2) | 65-3062/1 (2) | 65-3062/1 (2) | — | — |
| Cover Screw (top) (foot change). | 65-2157/1 | 65-2157/1 | 65-2157/1 | 65-2157/1 | 65-2157/1 | 65-2157/1 | — | — | — | — | — | — |
| Outer Cover Screw (foot change). | — | — | — | — | — | — | 15-4207/1 (3) | 15-4207/1 (3) | 15-4207/1 (3) | 15-4207/1 (3) | 15-4207/1 (3) | 15-4207/1 (3) |
| Outer Cover Screw Spring Washer (foot change). | — | — | — | — | — | — | 35-32(3) | 35-32(3) | 35-32(3) | 35-32(3) | 35-32(3) | 35-32(3) |
| Outer Cover Stud (foot change). | — | — | — | — | — | — | 15-4208/1 | 15-4208/1 | 15-4208/1 | 15-4208/1 | 15-4208/1 | 15-4208/1 |
| Outer Cover Stud Nut (foot change). | — | — | — | — | — | — | M263/1 | M263/1 | M263/1 | M263/1 | M263/1 | M263/1 |
| Outer Cover Stud Spring Washer (foot change). | — | — | — | — | — | — | K197 | K197 | K187 | K197 | K197 | K197 |
| Inner and Outer Cover Screw (foot change). | — | — | — | — | — | — | 21-2888/1 (2) | 21-2888/1 (2) | 21-2888/1 (2) | 21-2888/1 (2) | 21-2888/1 (2) | 21-2888/1 (2) |
| Inner and Outer Cover Screw Locking Strip (foot change). | — | — | — | — | — | — | 15-4246 | 15-4246 | 15-4246 | 15-4246 | 15-4246 | 15-4246 |
| Inner Cover Screw (hand change). | — | — | — | — | — | — | 24-4214/1 (3) | 24-4214/1 (3) | 24-4214/1 (3) | 24-4214/1 (3) | 24-4214/1 (3) | 24-4214/1 (3) |
| Inner Cover Screw (foot change). | 24-4214/1 | 24-4214/1 | 24-4214/1 | 24-4214/1 | 24-4214/1 | 24-4214/1 | 24-4214/1 (2) | 24-4214/1 (2) | 24-4214/1 (2) | 24-4214/1 (2) | 24-4214/1 (2) | 24-4214/1 (2) |
| Inner Cover Screw (foot change). | 21-3444/1 (4) | 21-3444/1 (4) | 21-3444/1 (4) | 21-3444/1 (4) | 21-3444/1 (4) | 21-3444/1 (4) | — | — | — | — | — | — |
| Inner Cover Screw Shake-proof Washer (foot change). | 29-541(4) | 29-541(4) | 29-541(4) | 29-541(4) | 29-541(4) | 29-541(4) | — | — | — | — | — | — |

SEE FURTHER PARTICULARS FOR ORDERING SPARE PARTS ON PAGE 84.

GEARBOX AND CONTROL PARTS (Four-speed).



M 263



65-2157
65-3062



24-4214



21-3444
15-4207
21-2888



27-4401



K197
35-32



65-3063
66-3065




15-4246



29-541



65-2153



15-4208

For the same reason that you
buy a B.S.A. Motor Cycle—to get
the greatest value—always buy

**GENUINE
B.S.A.
SPARES**

NOTE.—Figures in brackets denote number per set, e.g., (2), 2 per set.

Gearbox and Control Parts (Four-speed)—continued.

When no figures in brackets are shown one part constitutes a set.

| DESCRIPTION. | B20. B23. | B21. | B22. | B24. | B25. | B26. | M19. | M20. M21. | M22. | M23. M24. | Y13. | G14. |
|--|--------------|------------|------------|------------|------------|------------|------------|--------------|------------|--------------|------------------|------------------|
| Outer Cover Drain Plug (foot change). | — | — | — | — | — | — | 28-43/1 | 28-43/1 | 28-43/1 | 28-43/1 | 28-43/1 | 28-43/1 |
| Gearbox Dowel | 27-1589(2) | 27-1589(2) | 27-1589(2) | 27-1589(2) | 27-1589(2) | 27-1589(2) | — | — | — | — | — | — |
| Oil Filler | — | — | — | — | — | — | — | — | — | — | 33-3014 | 33-3014 |
| Oil Filler Joint Paper Whr. | — | — | — | — | — | — | — | — | — | — | 33-3016 | 33-3016 |
| Oil Filler Stud | — | — | — | — | — | — | — | — | — | — | 33-3015/1 (2) | 33-3015/1 (2) |
| Oil Filler Stud Nut .. | — | — | — | — | — | — | — | — | — | — | EA80/1(2) | EA80/1(2) |
| Oil Filler Stud Spring Whr. | — | — | — | — | — | — | — | — | — | — | 24-8784(2) | 24-8784(2) |
| Outer Cover Grease Nipple | — | — | — | — | — | — | — | — | — | — | 35-5016 | 35-5016 |
| Gearbox Ball Journal .. | 29-3857 | 29-3857 | 29-3857 | 29-3857 | 29-3857 | 29-3857 | 24-4065 | 24-4065 | 24-4065 | 24-4065 | 24-4065 | 24-4065 |
| Gearbox Oil Retaining Whr. | — | — | — | — | — | — | 24-4225(2) | 24-4225(2) | 24-4225(2) | 24-4225(2) | 24-4225(2) | 24-4225(2) |
| Cover Ball Journal .. | — | — | — | — | — | — | 24-4217 | 24-4217 | 24-4217 | 24-4217 | 24-4217 | 24-4217 |
| Mainshaft | 65-3109 | 65-3109 | 65-3109 | 65-3109 | 65-3109 | 65-3109 | 15-4260 | 15-4260 | 15-4260 | 15-4260 | 24-4395 | 24-4395 |
| Mainshaft Bush | 65-3116 | 65-3116 | 65-3116 | 65-3116 | 65-3116 | 65-3116 | — | — | — | — | — | — |
| Mainshaft Felt Washer .. | — | — | — | — | — | — | 24-4232 | 24-4232 | 24-4232 | 24-4232 | 24-4232 | 24-4232 |
| Mainshaft Key | K139 | K139 | K139 | K139 | K139 | K139 | K139 | K139 | K139 | K139 | K139 | K139 |
| Mainshaft Nut | 65-3823 | 65-3823 | 65-3823 | 65-3823 | 65-3823 | 65-3823 | 66-3787 | 66-3787 | 66-3787 | 66-3787 | M143 | M143 |
| Mainshaft Nut Locking Whr. | 65-3822 | 65-3822 | 65-3822 | 65-3822 | 65-3822 | 65-3822 | 65-3822 | 65-3822 | 65-3822 | 65-3822 | — | — |
| Mainshaft Distance Piece.. | 65-3118 | 65-3118 | 65-3118 | 65-3118 | 65-3118 | 65-3118 | 24-4237 | 24-4237 | 24-4237 | 24-4237 | 24-4237 | 24-4237 |
| Mainshaft Thrust Washer.. | 65-3117 | 65-3117 | 65-3117 | 65-3117 | 65-3117 | 65-3117 | — | — | — | — | — | — |
| Mainshaft Packing Washer (.005) | — | — | — | — | — | — | 66-3071 | 66-3071 | 66-3071 | 66-3071 | — | — |
| Do. (.010) | — | — | — | — | — | — | 66-3072 | 66-3072 | 66-3072 | 66-3072 | — | — |
| Mainshaft 3rd Gear Pinion (26T.). | 65-3114 | 65-3114 | 65-3114 | 65-3114 | 65-3114 | 65-3114 | — | — | — | — | — | — |
| Do. 2nd Gear Pinion (21T.) | 65-3115 | 65-3115 | 65-3115 | 65-3115 | 65-3115 | 65-3115 | — | — | — | — | — | — |
| Mainshaft 1st Gear and Kickstarter Ratchet. | 65-3108 | 65-3108 | 65-3108 | 65-3108 | 65-3108 | 65-3108 | — | — | — | — | — | — |
| Mainshaft Gear (20T. & 16T.) | — | — | — | — | — | — | 24-4231 | 24-4231 | 24-4231 | 24-4231 | 24-4231 | 24-4231 |
| Mainshaft Gear Wheel, with bush (25T.). | — | — | — | — | — | — | 66-3212 | 66-3212 | 66-3212 | 66-3212 | 66-3212 | 66-3212 |
| Pinion Sleeve, with bushes | 65-3095 | 65-3095 | 65-3095 | 65-3095 | 65-3095 | 65-3095 | — | — | — | — | — | — |
| Pinion Sleeve, with bush .. | — | — | — | — | — | — | 15-4165 | 15-4165 | 15-4165 | 15-4165 | 24-4289 | 24-4289 |
| Pinion Sleeve Bush .. | 65-3097(2) | 65-3097(2) | 65-3097(2) | 65-3097(2) | 65-3097(2) | 65-3097(2) | 15-4120 | 15-4120 | 15-4120 | 15-4120 | 24-4220 | 24-4220 |

SEE FURTHER PARTICULARS FOR ORDERING SPARE PARTS ON PAGE 84

GEARBOX AND CONTROL PARTS (Four-speed).



M 143



24-8784



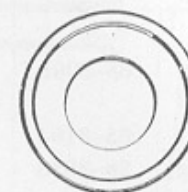
65-3117



15-4120
24-4220



65-3116



24-4225



35-5016



65-3118



65-3109



65-3115



65-3097



24-4217



28-43



24-4237



66-3212



66-3071
66-3072



33-3015



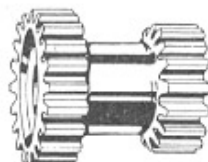
65-3108



K-139



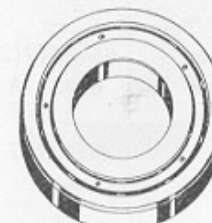
E.A. 80



20T. 24-4231. 16T



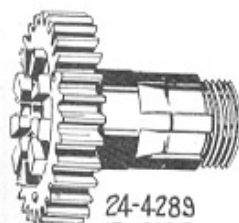
15-4260



24-4065
29-3857



65-3822



24-4289
15-4165
65-3095



65-3114



33-3016



27-1589



24-4232



66-3787
65-3823.



24-4395



33-3014

NOTE.—Figures in brackets denote number per set, e.g., (2), 2 per set.

Gearbox and Control Parts (Four-speed)—continued.

When no figures in brackets are shown one part constitutes a set.

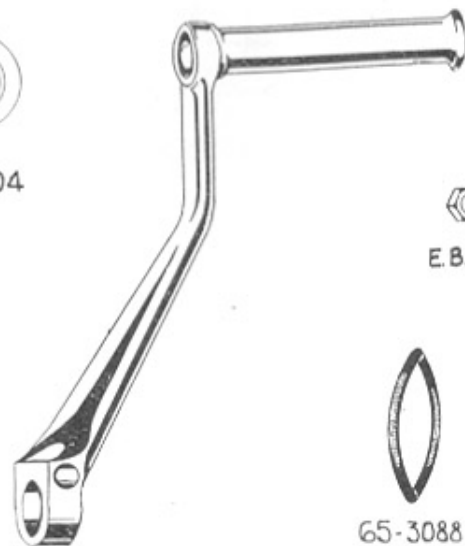
| DESCRIPTION. | B20. B23. | B21. | B22. | B24. | B25. | B26. | M19. | M20. M21. | M22. | M23. M24. | Y13. | G14. |
|---|----------------|----------------|----------------|----------------|----------------|----------------|------------|--------------|------------|--------------|------------|------------|
| Pinion Sleeve Thrust Washer (phosphor bronze). | 65-3098 | 65-3098 | 65-3098 | 65-3098 | 65-3098 | 65-3098 | — | — | — | — | — | — |
| Do. (steel) | 65-3104 | 65-3104 | 65-3104 | 65-3104 | 65-3104 | 65-3104 | — | — | — | — | — | — |
| Pinion Sleeve Oil Retaining Washer. | 29-3858 (2) | 29-3858 (2) | 29-3858 (2) | 29-3858 (2) | 29-3858 (2) | 29-3858 (2) | — | — | — | — | — | — |
| Dog Clutch | 65-3131(2) | 65-3131(2) | 65-3131(2) | 65-3131(2) | 65-3131(2) | 65-3131(2) | 24-4393(2) | 24-4393(2) | 24-4393(2) | 24-4393(2) | 24-4393(2) | 24-4393(2) |
| Layshaft | 65-3120 | 65-3120 | 65-3120 | 65-3120 | 65-3120 | 65-3120 | 24-4394 | 24-4394 | 24-4394 | 24-4394 | 24-4394 | 24-4394 |
| Layshaft Bush | 65-3116 | 65-3116 | 65-3116 | 65-3116 | 65-3116 | 65-3116 | — | — | — | — | — | — |
| Layshaft Bush (short) .. | — | — | — | — | — | — | 24-4223 | 24-4223 | 24-4223 | 24-4223 | 24-4223 | 24-4223 |
| Layshaft Bush (long) .. | — | — | — | — | — | — | 24-4241 | 24-4241 | 24-4241 | 24-4241 | 24-4241 | 24-4241 |
| Layshaft 3rd Gear Pinion (21T.). | 65-3115 | 65-3115 | 65-3115 | 65-3115 | 65-3115 | 65-3115 | — | — | — | — | — | — |
| Do. 2nd Gear Pinion (26T.) | 65-3114 | 65-3114 | 65-3114 | 65-3114 | 65-3114 | 65-3114 | — | — | — | — | — | — |
| Do. 1st Gear Pinion (30T.) | 65-3121 | 65-3121 | 65-3121 | 65-3121 | 65-3121 | 65-3121 | — | — | — | — | — | — |
| Layshaft Constant Mesh Pinion (18T.). | 65-3122 | 65-3122 | 65-3122 | 65-3122 | 65-3122 | 65-3122 | — | — | — | — | — | — |
| Layshaft Gear (17T. & 20T.) | — | — | — | — | — | — | 24-4221 | 24-4221 | 24-4221 | 24-4221 | 24-4221 | 24-4221 |
| Layshaft Gear, with bush (29T.). | — | — | — | — | — | — | 66-3209 | 66-3209 | 66-3209 | 66-3209 | 66-3209 | 66-3209 |
| Do. (25T.) | — | — | — | — | — | — | 66-3215 | 66-3215 | 66-3215 | 66-3215 | 66-3215 | 66-3215 |
| Layshaft Thrust Washer .. | 65-3117(2) | 65-3117(2) | 65-3117(2) | 65-3117(2) | 65-3117(2) | 65-3117(2) | — | — | — | — | — | — |
| Layshaft Distance Piece .. | 65-3118 | 65-3118 | 65-3118 | 65-3118 | 65-3118 | 65-3118 | — | — | — | — | — | — |
| Sprocket (15T.) | — | — | — | — | 65-3128 | — | — | — | — | — | — | — |
| Sprocket (17T.) | 65-3127 | 65-3127 | 65-3127 | — | — | — | — | — | — | — | — | — |
| Sprocket (18T.) | — | — | — | 65-3130 | 65-3130 | 65-3130 | 24-4280 | 24-4280 | 24-4280 | 24-4280 | — | — |
| Sprocket (19T.) | — | — | — | — | — | — | — | — | — | — | 24-4262 | 24-4262 |
| Sprocket Nut Locking Whr. | 29-3836 | 29-3836 | 29-3836 | 29-3836 | 29-3836 | 29-3836 | 24-4263 | 24-4263 | 24-4263 | 24-4263 | 24-4263 | 24-4263 |
| Sprocket Locknut | 29-3835 | 29-3835 | 29-3835 | 29-3835 | 29-3835 | 29-3835 | 24-4226 | 24-4226 | 24-4226 | 24-4226 | 24-4226 | 24-4226 |
| Sprocket Leather Gland .. | 65-3087 | 65-3087 | 65-3087 | 65-3087 | 65-3087 | 65-3087 | — | — | — | — | — | — |
| Do. Spring Ring (small) .. | 65-3088 | 65-3088 | 65-3088 | 65-3088 | 65-3088 | 65-3088 | — | — | — | — | — | — |
| Kickstarter Crank | 65-3141/3 | 65-3141/3 | 65-3141/3 | 65-3141/3 | 65-3141/3 | 65-3141/3 | 15-4179/3 | 15-4179/3 | 15-4179/3 | 15-4179/3 | 15-4179/3 | 15-4179/3 |
| Do. (M24 only) | — | — | — | — | — | — | — | — | — | 66-3053/3 | — | — |
| Do. Cotter Pin | EB56/1 | EB56/1 | EB56/1 | EB56/1 | EB56/1 | EB56/1 | EB56/1 | EB56/1 | EB56/1 | EB56/1 | EB56/1 | EB56/1 |
| Do. Cotter Pin Nut | EB57/1 | EB57/1 | EB57/1 | EB57/1 | EB57/1 | EB57/1 | EB57/1 | EB57/1 | EB57/1 | EB57/1 | EB57/1 | EB57/1 |
| Do. Cotter Pin Washer .. | EB58/1 | EB58/1 | EB58/1 | EB58/1 | EB58/1 | EB58/1 | EB58/1 | EB58/1 | EB58/1 | EB58/1 | EB58/1 | EB58/1 |

SEE FURTHER PARTICULARS FOR ORDERING SPARE PARTS ON PAGE 84.

GEARBOX AND CONTROL PARTS (Four-speed).



65-3104



15-4179



E.B. 57



65-3088



65-3115



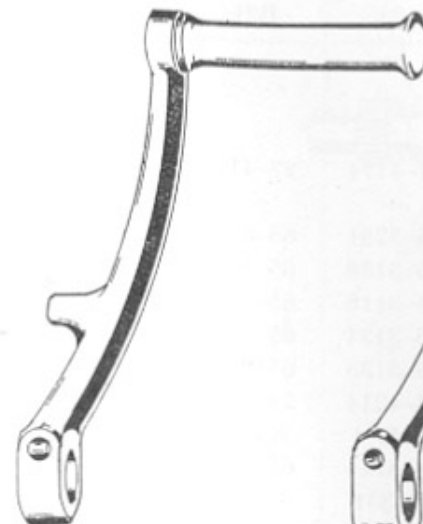
65-3114
65-3121
66-3215
66-3209



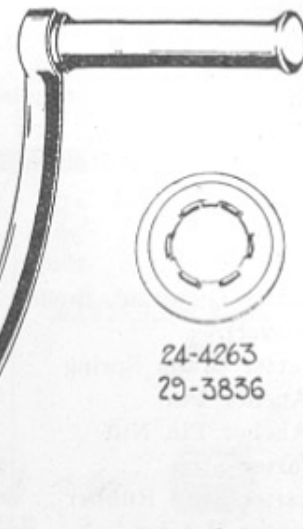
29-3858



65-3117



65-3141



66-3053



24-4263
29-3836



24-4223



65-3122



29-3835
24-4226



65-3120



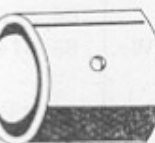
E.B. 56



65-3118



E.B. 58



65-3116



24-4241



65-3098




24-4393
65-3131



24-4394

65-3128. 15T.
65-3127. 17T.
65-3130. 18T.
24-4280. 18T.
24-4262. 19T.



20T. 24-4221. 17T



65-3087

NOTE.—Figures in brackets denote number per set, e.g., (2), 2 per set.

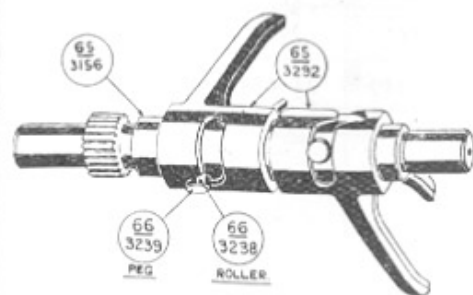
Gearbox and Control Parts (Four-speed)—continued.

When no figures in brackets are shown one part constitutes a set.

| DESCRIPTION. | B20. B23. | B21. | B22. | B24. | B25. | B26. | M19. | M20. M21. | M22. | M23. M24. | Y13. | G14. |
|---------------------------------|--------------|------------|------------|------------|------------|------------|------------|--------------|------------|--------------|------------|------------|
| Kickstarter Return Stop Rubber. | — | — | — | — | — | — | 24-4261 | 24-4261 | 24-4261 | 24-4261 | 24-4261 | 24-4261 |
| Kickstarter Crank Pin Rubber | 27-4174 | 27-4174 | 27-4174 | 27-4174 | 27-4174 | 27-4174 | 27-4174 | 27-4174 | 27-4174 | 27-4174 | 27-4174 | 27-4174 |
| Kickstarter Quadrant .. | — | — | — | — | — | — | 15-4121 | 15-4121 | 15-4121 | 15-4121 | 24-4257 | 24-4257 |
| Do. with bush | 65-3281 | 65-3281 | 65-3281 | 65-3281 | 65-3281 | 65-3281 | — | — | — | — | — | — |
| Do. Oil Seal | 65-3136 | 65-3136 | 65-3136 | 65-3136 | 65-3136 | 65-3136 | — | — | — | — | — | — |
| Kickstarter Quadrant Bush | 65-3116 | 65-3116 | 65-3116 | 65-3116 | 65-3116 | 65-3116 | 24-4258 | 24-4258 | 24-4258 | 24-4258 | 24-4258 | 24-4258 |
| Do. (cover). | 65-3134 | 65-3134 | 65-3134 | 65-3134 | 65-3134 | 65-3134 | — | — | — | — | — | — |
| Kickstarter Crank Spring .. | 65-3135 | 65-3135 | 65-3135 | 65-3135 | 65-3135 | 65-3135 | 24-4300 | 24-4300 | 24-4300 | 24-4300 | 24-4300 | 24-4300 |
| Do. Anchor Pin | 24-4214 | 24-4214 | 24-4214 | 24-4214 | 24-4214 | 24-4214 | M588 | M588 | M588 | M588 | M588 | M588 |
| Do. Anchor Pin Nut .. | K457/1 | K457/1 | K457/1 | K457/1 | K457/1 | K457/1 | 66-3066/1 | 66-3066/1 | 66-3066/1 | 66-3066/1 | 27-4401/1 | 27-4401/1 |
| Kickstarter Stop | 65-3144 | 65-3144 | 65-3144 | 65-3144 | 65-3144 | 65-3144 | — | — | — | — | — | — |
| Kickstarter Stop Rubber .. | 15-331 | 15-331 | 15-331 | 15-331 | 15-331 | 15-331 | — | — | — | — | — | — |
| Kickstarter Ratchet .. | — | — | — | — | — | — | 24-4252 | 24-4252 | 24-4252 | 24-4252 | 24-4252 | 24-4252 |
| Kickstarter Ratchet Pinion | 65-3283 | 65-3283 | 65-3283 | 65-3283 | 65-3283 | 65-3283 | 24-4253 | 24-4253 | 24-4253 | 24-4253 | 24-4253 | 24-4253 |
| Do. Sleeve | 29-3839 | 29-3839 | 29-3839 | 29-3839 | 29-3839 | 29-3839 | 24-4281 | 24-4281 | 24-4281 | 24-4281 | 24-4281 | 24-4281 |
| Kickstarter Ratchet .. | — | — | — | — | — | — | 66-3079 | 66-3079 | 66-3079 | 66-3079 | 66-3079 | 66-3079 |
| Do. Pinion | — | — | — | — | — | — | 66-3080 | 66-3080 | 66-3080 | 66-3080 | 66-3080 | 66-3080 |
| Do. Sleeve | — | — | — | — | — | — | 66-3081 | 66-3081 | 66-3081 | 66-3081 | 66-3081 | 66-3081 |
| Do. Sleeve Nut | 65-3139 | 65-3139 | 65-3139 | 65-3139 | 65-3139 | 65-3139 | 24-4282 | 24-4282 | 24-4282 | 24-4282 | 24-4282 | 24-4282 |
| Do. Sleeve Nut Locking Wr. | 65-3140 | 65-3140 | 65-3140 | 65-3140 | 65-3140 | 65-3140 | 24-4278 | 24-4278 | 24-4278 | 24-4278 | 24-4278 | 24-4278 |
| Do. Sleeve Locknut .. | — | — | — | — | — | — | 24-4255 | 24-4255 | 24-4255 | 24-4255 | 24-4255 | 24-4255 |
| Kickstarter Ratchet Spring | 29-3850 | 29-3850 | 29-3850 | 29-3850 | 29-3850 | 29-3850 | 24-4256 | 24-4256 | 24-4256 | 24-4256 | 24-4256 | 24-4256 |
| Control Shaft | 65-3156 | 65-3156 | 65-3156 | 65-3156 | 65-3156 | 65-3156 | 66-3083 | 66-3083 | 66-3083 | 66-3083 | 66-3083 | 66-3083 |
| Control Shaft Bush (gearbox) | — | — | — | — | — | — | 24-4244 | 24-4244 | 24-4244 | 24-4244 | 24-4244 | 24-4244 |
| Do. (inner cover) .. | — | — | — | — | — | — | 24-4245 | 24-4245 | 24-4245 | 24-4245 | 24-4245 | 24-4245 |
| Control Shaft Collar Felt Wr. | — | — | — | — | — | — | 24-4238 | 24-4238 | 24-4238 | 24-4238 | 24-4238 | 24-4238 |
| Control Shaft Thrust Washer | 29-8740 | 29-8740 | 29-8740 | 29-8740 | 29-8740 | 29-8740 | — | — | — | — | — | — |
| Operating Fork | 65-3292(2) | 65-3292(2) | 65-3292(2) | 65-3292(2) | 65-3292(2) | 65-3292(2) | 66-3248(2) | 66-3248(2) | 66-3248(2) | 66-3248(2) | 66-3248(2) | 66-3248(2) |
| Control Shaft Peg | 66-3239(2) | 66-3239(2) | 66-3239(2) | 66-3239(2) | 66-3239(2) | 66-3239(2) | 66-3239(2) | 66-3239(2) | 66-3239(2) | 66-3239(2) | 66-3239(2) | 66-3239(2) |
| Do. Peg Roller | 66-3238(2) | 66-3238(2) | 66-3238(2) | 66-3238(2) | 66-3238(2) | 66-3238(2) | 66-3238(2) | 66-3238(2) | 66-3238(2) | 66-3238(2) | 66-3238(2) | 66-3238(2) |
| Do. Bush | 65-3157 | 65-3157 | 65-3157 | 65-3157 | 65-3157 | 65-3157 | 66-3084 | 66-3084 | 66-3084 | 66-3084 | 66-3084 | 66-3084 |
| Do. and Forks, complete .. | 65-3155 | 65-3155 | 65-3155 | 65-3155 | 65-3155 | 65-3155 | 66-3082 | 66-3082 | 66-3082 | 66-3082 | 66-3082 | 66-3082 |
| Control Quadrant | 65-3137 | 65-3137 | 65-3137 | 65-3137 | 65-3137 | 65-3137 | 24-4247 | 24-4247 | 24-4247 | 24-4247 | 24-4247 | 24-4247 |
| Control Quadrant Bush .. | — | — | — | — | — | — | 24-4248 | 24-4248 | 24-4248 | 24-4248 | 24-4248 | 24-4248 |

SEE FURTHER PARTICULARS FOR ORDERING SPARE PARTS ON PAGE 84

GEARBOX AND CONTROL PARTS (Four-speed).



COMPLETE 65-3155.



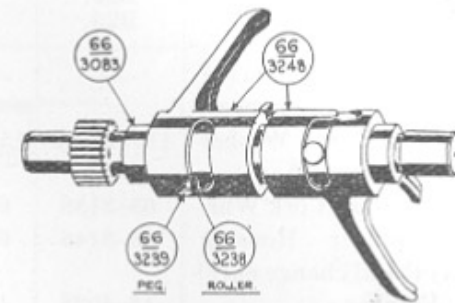
24-4300
65-3135



27-4174



65-3116



COMPLETE 66-3082.



66-3084.



24-4238



24-4281



24-4282



24-4255



24-4253
65-3283.
66-3080



29-3839
66-3081



65-3157



27-4401



66-3066
K 457



24-4258



24-4244
24-4243
24-4245



65-3140



24-4247
65-3137



24-4261



29-8740



15-331



24-4214
M 588



65-3144



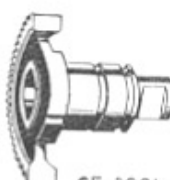
24-4278



65-3139




24-4256
29-3850



65-3281.



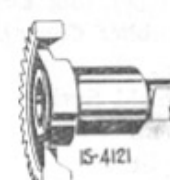
65-3134



24-4257



65-3136.



15-4121

NOTE.—Figures in brackets denote number per set, e.g., (2), 2 per set.

Gearbox and Control Parts (Four-speed)—continued.

When no figures in brackets are shown one part constitutes a set.

| DESCRIPTION. | B20. B23. | B21. | B22. | B24. | B25. | B26. | M19. | M20. M21. | M22. | M23. M24. | Y13. | G14. |
|---|------------------|------------------|------------------|------------------|------------------|------------------|------------------|------------------|------------------|------------------|------------------|------------------|
| Control Quadrant Spacing Collar (hand gear change). | — | — | — | — | — | — | 24-4249 | 24-4249 | 24-4249 | 24-4249 | 24-4249 | 24-4249 |
| Control Quadrant Washer (foot gear change). | 15-1177(2) | 15-1177(2) | 15-1177(2) | 15-1177(2) | 15-1177(2) | 15-1177(2) | — | — | — | — | — | — |
| Control Quadrant Cork Whr. | 65-3138 | 65-3138 | 65-3138 | 65-3138 | 65-3138 | 65-3138 | — | — | — | — | — | — |
| Control Plunger Housing (cover) (hand change only) | 65-3146 | 65-3146 | 65-3146 | 65-3146 | 65-3146 | 65-3146 | — | — | — | — | — | — |
| Control Plunger | 15-4035 | 15-4035 | 15-4035 | 15-4035 | 15-4035 | 15-4035 | 15-4035 | 15-4035 | 15-4035 | 15-4035 | 15-4035 | *15-4035 |
| Control Plunger Cup .. | 24-4251 | 24-4251 | 24-4251 | 24-4251 | 24-4251 | 24-4251 | 24-4251 | 24-4251 | 24-4251 | 24-4251 | 24-4251 | 24-4251 |
| Control Plunger Spring .. | 24-68 | 24-68 | 24-68 | 24-68 | 24-68 | 24-68 | 24-68 | 24-68 | 24-68 | 24-68 | 24-68 | 24-68 |
| Gear Operating Lever (hand gear change). | 66-3605/1 | 66-3605/1 | 66-3605/1 | 66-3605/1 | 66-3605/1 | 66-3605/1 | 66-3605/1 | 66-3605/1 | 66-3605/1 | 66-3605/1 | 15-4128/1 | 15-4128/1 |
| Gear Operating Lever Nut | EB106/1 | EB106/1 | EB106/1 | EB106/1 | EB106/1 | EB106/1 | EB106/1 | EB106/1 | EB106/1 | EB106/1 | EB106/1 | EB106/1 |
| Do. Washer (hand gear c'ge) | EB76/1 | EB76/1 | EB76/1 | EB76/1 | EB76/1 | EB76/1 | EB76/1 | EB76/1 | EB76/1 | EB76/1 | EB76/1 | EB76/1 |
| Inspection Cover | 66-3070 | 66-3070 | 66-3070 | 66-3070 | 66-3070 | 66-3070 | 66-3070 | 66-3070 | 66-3070 | 66-3070 | 66-3070 | 66-3070 |
| Oil Baffle | — | — | — | — | — | — | 24-4288 | 24-4288 | 24-4288 | 24-4288 | — | — |
| Inspection Cover Screw .. | 27-4258/1 (4) | 27-4258/1 (4) | 27-4258/1 (4) | 27-4258/1 (4) | 27-4258/1 (4) | 27-4258/1 (4) | 27-4258/1 (4) | 27-4258/1 (4) | 27-4258/1 (4) | 27-4258/1 (4) | 27-4258/1 (4) | 27-4258/1 (4) |
| Inspection Cover Washer .. | 15-4110(2) | 15-4110(2) | 15-4110(2) | 15-4110(2) | 15-4110(2) | 15-4110(2) | 15-4110(2) | 15-4110(2) | 15-4110(2) | 15-4110(2) | 15-4110(2) | 15-4110(2) |
| Oil Filler Plug | 31-3066/1 | 31-3066/1 | 31-3066/1 | 31-3066/1 | 31-3066/1 | 31-3066/1 | M196/1 | M196/1 | M196/1 | M196/1 | 24-456/1 | 24-456/1 |
| Oil Filler Plug Washer .. | M196A | M196A | M196A | M196A | M196A | M196A | M196A | M196A | M196A | M196A | 24-457 | 24-457 |
| Drain Plug | 28-43/1 | 28-43/1 | 28-43/1 | 28-43/1 | 28-43/1 | 28-43/1 | 28-43/1 | 28-43/1 | 28-43/1 | 28-43/1 | 28-43/1 | 28-43/1 |
| Oil Level Plug | 28-243/1 | 28-243/1 | 28-243/1 | 28-243/1 | 28-243/1 | 28-243/1 | — | — | — | — | — | — |
| Oil Level Plug Washer .. | M814A | M814A | M814A | M814A | M814A | M814A | — | — | — | — | — | — |
| Oil Flinger Washer .. | — | — | — | — | — | — | 24-4235 | 24-4235 | 24-4235 | 24-4235 | 24-4235 | 24-4235 |
| Oil Retaining Washer (small) | — | — | — | — | — | — | 24-4236 | 24-4236 | 24-4236 | 24-4236 | 24-4236 | 24-4236 |
| Clutch Control Lever Thrust Pin. | 25-4251 | 25-4251 | 25-4251 | 25-4251 | 25-4251 | 25-4251 | 25-4251 | 25-4251 | 25-4251 | 25-4251 | 25-4251 | 25-4251 |
| Do. Nut | 27-4411/1 | 27-4411/1 | 27-4411/1 | 27-4411/1 | 27-4411/1 | 27-4411/1 | 27-4411/1 | 27-4411/1 | 27-4411/1 | 27-4411/1 | 27-4411/1 | 27-4411/1 |
| Clutch Operating Lever .. | 65-3160/1 | 65-3160/1 | 65-3160/1 | 65-3160/1 | 65-3160/1 | 65-3160/1 | 65-3160/1 | 65-3160/1 | 65-3160/1 | 65-3160/1 | 26-4254/1 | 26-4254/1 |
| Do. Rubber Cover .. | 65-3161 | 65-3161 | 65-3161 | 65-3161 | 65-3161 | 65-3161 | 65-3161 | 65-3161 | 65-3161 | 65-3161 | — | — |
| Do. Shield | — | — | — | — | — | — | — | — | — | — | 15-4238/1 | 15-4238/1 |
| Do. Shield Spring .. | — | — | — | — | — | — | — | — | — | — | 26-4168 | 26-4168 |
| Do. Washer | — | — | — | — | — | — | — | — | — | — | 26-4173/1 | 26-4173/1 |
| Do. Split Pin | — | — | — | — | — | — | — | — | — | — | 15-1266 | 15-1266 |

SEE FURTHER PARTICULARS FOR ORDERING SPARE PARTS ON PAGE 84.

GEARBOX AND CONTROL PARTS (Four-speed).



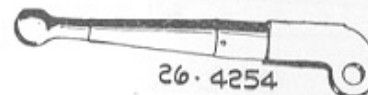
25-4251



65-3160



15-1177



26-4254



M-196 A



26-4173



65-3161



15-4238



15-4035



27-4258



24-4288



26-4168



M-196



24-4235



24-4251



15-4110



24-4249



15-1266



24-456
31-3066




24-68



27-4411



65-3138



66-3070



M. 814 A.



66-3605
15-4128



28-43



28-243



EB-106



EB. 76



24-4236



65-3146



24-457

NOTE.—Figures in brackets denote number per set, e.g., (2), 2 per set.

Gearbox and Control Parts (Four-speed)—*continued.*

When no figures in brackets are shown one part constitutes a set.

| DESCRIPTION. | B20. B23. | B21. | B22. | B24. | B25. | B26. | M19. | M20. M21. | M22. | M23. M24. | Y13. | G14. |
|--|--------------|-----------|-----------|-----------|---------|-----------|-----------|--------------|-----------|--------------|-------------|-------------|
| Clutch Operating Lever Grease Retaining Plate. | — | — | — | — | — | — | — | — | — | — | 15-4186/1 | 15-4186/1 |
| Do. Felt Strip | — | — | — | — | — | — | — | — | — | — | 26-4171(2) | 26-4171(2) |
| Do. Grease Retaining Plate Screw. | — | — | — | — | — | — | — | — | — | — | K56/1(2) | K56/1(2) |
| Do. Fulcrum Pin | 65-3162 | 65-3162 | 65-3162 | 65-3162 | 65-3162 | 65-3162 | 65-3162 | 65-3162 | 65-3162 | 65-3162 | 25-4266/1 | 25-4266/1 |
| Do. Fulcrum Pin Nut .. | — | — | — | — | — | — | — | — | — | — | EB102/1 | EB102/1 |
| Clutch Rod Gland Washer (felt). | — | — | — | — | — | — | 15-270 | 15-270 | 15-270 | 15-270 | 15-270 | 15-270 |
| Gear Control Operating Lever with fixed fittings. | 65-3190/3 | 65-3190/3 | 65-3190/3 | 65-3190/3 | — | 65-3190/3 | 65-3190/3 | 65-3190/3 | 65-3190/3 | 65-3190/3 | 15-4081/5 | 15-4081/3 |
| Do. (required when Burgess Air Cleaner is fitted.) | — | — | — | — | — | 65-3193/3 | — | — | — | — | — | — |
| Do. Bearing Bracket. .. | — | — | — | — | — | — | — | — | — | — | 27-8890 | 27-8890 |
| Do. Bearing Bracket Bolt | — | — | — | — | — | — | — | — | — | — | 1-5069/1(2) | 1-5069/1(2) |
| Do. Knob | 66-3654 | 66-3654 | 66-3654 | 66-3654 | — | 66-3654 | 66-3654 | 66-3654 | 66-3654 | 66-3654 | 15-4104 | 15-4104 |
| Do. Knob Peg | 15-4105 | 15-4105 | 15-4105 | 15-4105 | — | 15-4105 | 15-4105 | 15-4105 | 15-4105 | 15-4105 | 15-4105 | 15-4105 |
| Do. Fulcrum Pin Washer | 65-3186 | 65-3186 | 65-3186 | 65-3186 | — | 65-3186 | 65-3186 | 65-3186 | 65-3186 | 65-3186 | — | — |
| Do. Spring Washer .. | 3-1346 | 3-1346 | 3-1346 | 3-1346 | — | 3-1346 | 3-1346 | 3-1346 | 3-1346 | 3-1346 | K51A | K51A |
| Do. Nut | EB201/6 | EB201/6 | EB201/6 | EB201/6 | — | EB201/6 | EB201/6 | EB201/6 | EB201/6 | EB201/6 | EB201/1 | EB201/1 |
| Gear Control Fulcrum Cap Spring Washer. | — | — | — | — | — | — | — | — | — | — | 15-4094 | 15-4094 |
| Gear Control Fulcrum Pin Cap. | — | — | — | — | — | — | — | — | — | — | 15-4096/3 | 15-4096/3 |
| Gear Control Operating Lever Thrust Washer. | — | — | — | — | — | — | — | — | — | — | 15-4100 | 15-4100 |
| Gear Control Gate | 66-3656/3 | 66-3656/3 | 66-3656/3 | 66-3656/3 | — | 66-3656/3 | 66-3656/3 | 66-3656/3 | 66-3656/3 | 66-3656/3 | 15-4252/3 | 15-4252/3 |
| Gear Control Gate Support | — | — | — | — | — | — | — | — | — | — | 15-4251 | 15-4251 |
| Gear Control Gate Bolt .. | EB700/1 | EB700/1 | EB700/1 | EB700/1 | — | EB700/1 | EB700/1 | EB700/1 | EB700/1 | EB700/1 | 1-5069/1 | 1-5069/1 |
| | (2) | (2) | (2) | (2) | — | (2) | (2) | (2) | (2) | (2) | (2) | (2) |
| Do. Washer | F21/1(2) | F21/1(2) | F21/1(2) | F21/1(2) | — | F21/1(2) | F21/1(2) | F21/1(2) | F21/1(2) | F21/1(2) | 24-8784(2) | 24-8784(2) |
| Gear Control Gate Setscrew (top). | — | — | — | — | — | — | — | — | — | — | 15-4250/1 | 15-4250/1 |
| Gear Control Gate Setscrew Washer. | — | — | — | — | — | — | — | — | — | — | M550A/1 | M550A/1 |

SEE FURTHER PARTICULARS FOR ORDERING SPARE PARTS ON PAGE 84.

GEARBOX AND CONTROL PARTS (Four-speed).



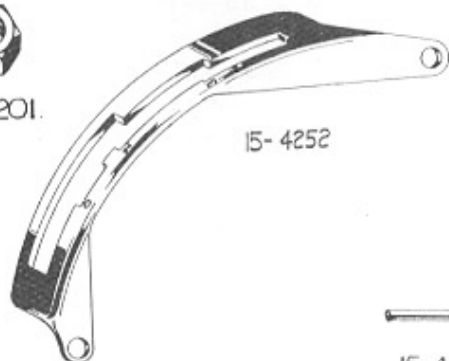
65-3193.



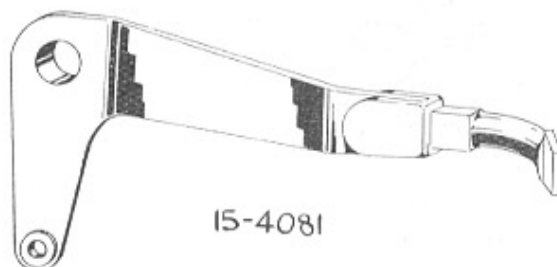
65-3190.



EB 201.



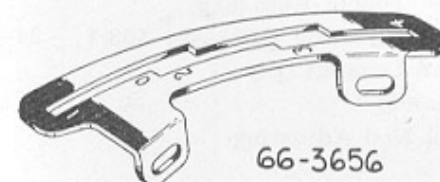
15-4252



15-4081



1-5069
E.B. 700



66-3656



15-4105



25-4266



65-3162



27-8890



15-4251



66-3654
15-4104



15-4094



15-4100
F. 21
M. 550A



65-3186



K 51A
3-1346



24-8784.



15-270



K 56



15-4096



EB-102



15-4250



33-3234.



26-4171



15-4186

NOTE.—Figures in brackets denote number per set, e.g., (2), 2 per set.

Gearbox and Control Parts (Four-speed)—*continued.*

When no figures in brackets are shown one part constitutes a set.

| DESCRIPTION. | B20. B23. | B21. | B22. | B24. | B25. | B26. | M19. | M20. M21. | M22. | M23. M24. | Y13. | G14. |
|--|--------------|------------|------------|------------|------------|------------|------------|--------------|------------|--------------|------------|------------|
| Gear Control Gate Support Nut. | — | — | — | — | — | — | — | — | — | — | 24-563/1 | 24-563/1 |
| Do. Washer | — | — | — | — | — | — | — | — | — | — | M550A/1 | M550A/1 |
| Gear Control Operating Rod, with fixed toggle end. | 65-3206 | 65-3206 | 65-3206 | 65-3206 | — | 65-3206 | 66-3677 | 66-3677 | 66-3677 | 66-3677 | 33-3232 | 33-3232 |
| Gear Control Operating Rod Adjustable Toggle End. | 15-4048 | 15-4048 | 15-4048 | 15-4048 | — | 15-4048 | 15-4048 | 15-4048 | 15-4048 | 15-4048 | 24-4025 | 24-4025 |
| Gear Control Operating Rod Toggle End Locknut (r.h.) | 24-563/1 | 24-563/1 | 24-563/1 | 24-563/1 | — | 24-563/1 | 24-563/1 | 24-563/1 | 24-563/1 | 24-563/1 | K121/1 | K121/1 |
| Do. (left-hand) | — | — | — | — | — | — | — | — | — | — | K122/1 | K122/1 |
| Gear Control Rod Adjusting Sleeve. | — | — | — | — | — | — | — | — | — | — | K105/1 | K105/1 |
| Gear Control Operating Rod Toggle End Screw. | EB72/1(2) | EB72/1(2) | EB72/1(2) | EB72/1(2) | — | EB72/1(2) | EB72/1(2) | EB72/1(2) | EB72/1(2) | EB72/1(2) | EB72/1(2) | EB72/1(2) |
| Do. Spring Washer .. | K197(2) | K197(2) | K197(2) | K197(2) | — | K197(2) | K197(2) | K197(2) | K197(2) | K197(2) | K197 | K197 |
| Do. Nut | EB102/1(2) | EB102/1(2) | EB102/1(2) | EB102/1(2) | — | EB102/1(2) | EB102/1(2) | EB102/1(2) | EB102/1(2) | EB102/1(2) | EB102/1(2) | EB102/1(2) |
| ENCLOSED FOOT CHANGE (FOUR-SPEED). | | | | | | | | | | | | |
| Operating Plate and Pawl Arm Stop. | 15-4228 | 15-4228 | 15-4228 | 15-4228 | 15-4228 | 15-4228 | 15-4228 | 15-4228 | 15-4228 | 15-4228 | 15-4228 | 15-4228 |
| Do. Screw | M208(2) | M208(2) | M208(2) | M208(2) | M208(2) | M208(2) | M208(2) | M208(2) | M208(2) | M208(2) | M208(2) | M208(2) |
| Do. Screw Nut | EA80(2) | EA80(2) | EA80(2) | EA80(2) | EA80(2) | EA80(2) | EA80(2) | EA80(2) | EA80(2) | EA80(2) | EA80(2) | EA80(2) |
| Do. Screw Spring Washer | 24-8784(2) | 24-8784(2) | 24-8784(2) | 24-8784(2) | 24-8784(2) | 24-8784(2) | 24-8784(2) | 24-8784(2) | 24-8784(2) | 24-8784(2) | 24-8784(2) | 24-8784(2) |
| Ratchet Lever Sleeve Bush (outer cover). | 15-4227 | 15-4227 | 15-4227 | 15-4227 | 15-4227 | 15-4227 | 15-4227 | 15-4227 | 15-4227 | 15-4227 | 15-4227 | 15-4227 |
| Pedal Shaft Bush (inner cover). | 15-4226 | 15-4226 | 15-4226 | 15-4226 | 15-4226 | 15-4226 | 15-4226 | 15-4226 | 15-4226 | 15-4226 | 15-4226 | 15-4226 |
| Operating Plate Indexing Plunger. | 15-4224 | 15-4224 | 15-4224 | 15-4224 | 15-4224 | 15-4224 | 15-4224 | 15-4224 | 15-4224 | 15-4224 | 15-4224 | 15-4224 |
| Do. Sleeve | 15-4223 | 15-4223 | 15-4223 | 15-4223 | 15-4223 | 15-4223 | 15-4223 | 15-4223 | 15-4223 | 15-4223 | 15-4223 | 15-4223 |
| Do. Spring | 15-4225 | 15-4225 | 15-4225 | 15-4225 | 15-4225 | 15-4225 | 15-4225 | 15-4225 | 15-4225 | 15-4225 | 15-4225 | 15-4225 |
| Gear Operating Lever .. | 15-4239 | 15-4239 | 15-4239 | 15-4239 | 15-4239 | 15-4239 | 15-4239 | 15-4239 | 15-4239 | 15-4239 | 15-4239 | 15-4239 |

SEE FURTHER PARTICULARS FOR ORDERING SPARE PARTS ON PAGE 84

GEARBOX AND CONTROL PARTS (Four-speed).



K-105



66-3677.



15-4226



24-8784
K-197.



M 550A

24-4225
15-4225



15-4228



33-3232



15-4224



EA 80
24-563
EB 102
K 121.
K.122.



65-3206.



24-4025



15-4227



M. 208



15-4048



EB 72.



15-4239



15-4223

NOTE.—Figures in brackets denote number per set, e.g., (2), 2 per set.

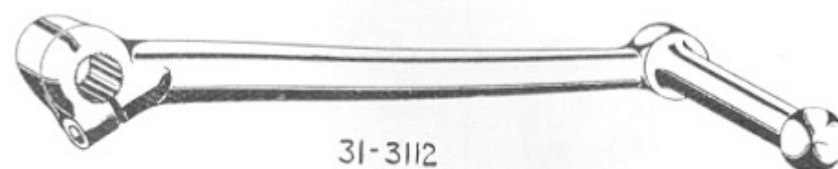
Gearbox and Control Parts (Four-speed)—continued.

When no figures in brackets are shown one part constitutes a set.

| DESCRIPTION. | B20. B23. | B21. | B22. | B24. | B25. | B26. | M19. | M20. M21. | M22. | M23. M24. | Y13. | G14. |
|---|--------------|------------|------------|------------|------------|------------|------------|--------------|------------|--------------|------------|------------|
| Gear Control Link Pin .. | 15-4221(2) | 15-4221(2) | 15-4221(2) | 15-4221(2) | 15-4221(2) | 15-4221(2) | 15-4221(2) | 15-4221(2) | 15-4221(2) | 15-4221(2) | 15-4221(2) | 15-4221(2) |
| Do. Split Pin .. | 35-705(2) | 35-705(2) | 35-705(2) | 35-705(2) | 35-705(2) | 35-705(2) | 35-705(2) | 35-705(2) | 35-705(2) | 35-705(2) | 35-705(2) | 35-705(2) |
| Gear Control Quadrant Spacing Collar. | 15-4233 | 15-4233 | 15-4233 | 15-4233 | 15-4233 | 15-4233 | 15-4233 | 15-4233 | 15-4233 | 15-4233 | 15-4233 | 15-4233 |
| Gear Control Operating Lever Locking Washer. | 15-4232 | 15-4232 | 15-4232 | 15-4232 | 15-4232 | 15-4232 | 15-4232 | 15-4232 | 15-4232 | 15-4232 | 15-4232 | 15-4232 |
| Gear Control Link, with adjuster and locknut .. | 15-4253 | 15-4253 | 15-4253 | 15-4253 | 15-4253 | 15-4253 | 15-4253 | 15-4253 | 15-4253 | 15-4253 | 15-4253 | 15-4253 |
| Gear Control Link .. | 15-4254 | 15-4254 | 15-4254 | 15-4254 | 15-4254 | 15-4254 | 15-4254 | 15-4254 | 15-4254 | 15-4254 | 15-4254 | 15-4254 |
| Do. Adjuster .. | 15-4255 | 15-4255 | 15-4255 | 15-4255 | 15-4255 | 15-4255 | 15-4255 | 15-4255 | 15-4255 | 15-4255 | 15-4255 | 15-4255 |
| Do. Adjuster Locknut .. | 24-563 | 24-563 | 24-563 | 24-563 | 24-563 | 24-563 | 24-563 | 24-563 | 24-563 | 24-563 | 24-563 | 24-563 |
| Operating Shaft .. | 15-4229 | 15-4229 | 15-4229 | 15-4229 | 15-4229 | 15-4229 | 15-4229 | 15-4229 | 15-4229 | 15-4229 | 15-4229 | 15-4229 |
| Operating Shaft Washer .. | M101c | M101c | M101c | M101c | M101c | M101c | M101c | M101c | M101c | M101c | M101c | M101c |
| Operating Shaft Nut .. | EB171/1 | EB171/1 | EB171/1 | EB171/1 | EB171/1 | EB171/1 | EB171/1 | EB171/1 | EB171/1 | EB171/1 | EB171/1 | EB171/1 |
| Operating Shaft Clip Ring | 15-4240 | 15-4240 | 15-4240 | 15-4240 | 15-4240 | 15-4240 | 15-4240 | 15-4240 | 15-4240 | 15-4240 | 15-4240 | 15-4240 |
| Operating Plate .. | 15-4231 | 15-4231 | 15-4231 | 15-4231 | 15-4231 | 15-4231 | 15-4231 | 15-4231 | 15-4231 | 15-4231 | 15-4231 | 15-4231 |
| Ratchet Lever, complete with sleeve. | 15-4206 | 15-4206 | 15-4206 | 15-4206 | 15-4206 | 15-4206 | 15-4206 | 15-4206 | 15-4206 | 15-4206 | 15-4206 | 15-4206 |
| Pawl Carrier Arm (top), complete. | 15-4242 | 15-4242 | 15-4242 | 15-4242 | 15-4242 | 15-4242 | 15-4242 | 15-4242 | 15-4242 | 15-4242 | 15-4242 | 15-4242 |
| Do. (bottom), complete .. | 15-4243 | 15-4243 | 15-4243 | 15-4243 | 15-4243 | 15-4243 | 15-4243 | 15-4243 | 15-4243 | 15-4243 | 15-4243 | 15-4243 |
| Do. Main Spring .. | 15-4139 | 15-4139 | 15-4139 | 15-4139 | 15-4139 | 15-4139 | 15-4139 | 15-4139 | 15-4139 | 15-4139 | 15-4139 | 15-4139 |
| Do. Return Spring .. | 15-4161 | 15-4161 | 15-4161 | 15-4161 | 15-4161 | 15-4161 | 15-4161 | 15-4161 | 15-4161 | 15-4161 | 15-4161 | 15-4161 |
| Do. Washer (.024") .. | 15-4234 | 15-4234 | 15-4234 | 15-4234 | 15-4234 | 15-4234 | 15-4234 | 15-4234 | 15-4234 | 15-4234 | 15-4234 | 15-4234 |
| Do. Washer (.022") .. | 15-4235 | 15-4235 | 15-4235 | 15-4235 | 15-4235 | 15-4235 | 15-4235 | 15-4235 | 15-4235 | 15-4235 | 15-4235 | 15-4235 |
| — as required — | | | | | | | | | | | | |
| Gear Indicator Plate .. | 15-4222/3 | 15-4222/3 | 15-4222/3 | 15-4222/3 | 15-4222/3 | 15-4222/3 | 15-4222/3 | 15-4222/3 | 15-4222/3 | 15-4222/3 | 31-3114/3 | 31-3114/3 |
| Gear Indicator Peg .. | 65-3169/1 | 65-3169/1 | 65-3169/1 | 65-3169/1 | 65-3169/1 | 65-3169/1 | 65-3169/1 | 65-3169/1 | 65-3169/1 | 65-3169/1 | 65-3169/1 | 65-3169/1 |
| Ratchet Lever Sleeve Clip Ring. | 15-4219 | 15-4219 | 15-4219 | 15-4219 | 15-4219 | 15-4219 | 15-4219 | 15-4219 | 15-4219 | 15-4219 | 15-4219 | 15-4219 |
| Operating Pedal .. | 65-3171/3 | 65-3171/3 | 65-3171/3 | 65-3171/3 | 65-3171/3 | 65-3171/3 | 65-3171/3 | 65-3171/3 | 65-3171/3 | 65-3171/3 | 31-3112/3 | 31-3112/3 |
| Operating Pedal Rubber .. | 15-4157 | 15-4157 | 15-4157 | 15-4157 | 15-4157 | 15-4157 | 15-4157 | 15-4157 | 15-4157 | 15-4157 | 15-4157 | 15-4157 |
| Operating Pedal Clamp Bolt | 15-5153/1 | 15-5153/1 | 15-5153/1 | 15-5153/1 | 15-5153/1 | 15-5153/1 | 15-5153/1 | 15-5153/1 | 15-5153/1 | 15-5153/1 | EB68A/1 | EB68A/1 |
| Do. Washer .. | 15-5155 | 15-5155 | 15-5155 | 15-5155 | 15-5155 | 15-5155 | 15-5155 | 15-5155 | 15-5155 | 15-5155 | 15-5155 | 15-5155 |

SEE FURTHER PARTICULARS FOR ORDERING SPARE PARTS ON PAGE 84.

GEARBOX AND CONTROL PARTS (Four-speed).



NOTE.—Figures in brackets denote number per set, e.g., (2), 2 per set.

Gearbox and Control Parts (Four-speed)—*continued.*

When no figures in brackets are shown one part constitutes a set.

| DESCRIPTION. | B20. B23. | B21. | B22. | B24. | B25. | B26. | M19. | M20. M21. | M22. | M23. M24. | Y13. | G14. |
|---|--------------------------------|--------------------------------|--------------------------------|--------------------------------|--------------------------------|--------------------------------|--------------------------------|--------------------------------|--------------------------------|--------------------------------|------|------|
| GEARBOX CLUTCH (see page number 84 for Y13 and G14). | | | | | | | | | | | | |
| Clutch Chainwheel, with ballrace ring and cork inserts. | — | — | — | 66-3779 | 65-3862 | 66-3779 | 66-3822 | 66-3822 | 66-3822 | 66-3822 | — | — |
| Do. (B20, B21 only) .. | 65-3809 | 65-3809 | — | — | — | — | — | — | — | — | — | — |
| Do. (B22, B23 only) .. | 65-3851 | — | 65-3851 | — | — | — | — | — | — | — | — | — |
| Clutch Ballrace Ring .. | 65-3814 | 65-3814 | 65-3814 | 65-3814 | 65-3814 | 65-3814 | 65-3814 | 65-3814 | 65-3814 | 65-3814 | — | — |
| Clutch Ball Retainer .. | 65-3818 | 65-3818 | 65-3818 | 65-3818 | 65-3818 | 65-3818 | 65-3818 | 65-3818 | 65-3818 | 65-3818 | — | — |
| Clutch Ballrace Inner Ring | 65-3817 | 65-3817 | 65-3817 | 65-3817 | 65-3817 | 65-3817 | 65-3817 | 65-3817 | 65-3817 | 65-3817 | — | — |
| Clutch Ball | $\frac{3}{16}$ " diam. (22) | $\frac{3}{16}$ " diam. (22) | $\frac{3}{16}$ " diam. (22) | $\frac{3}{16}$ " diam. (22) | $\frac{3}{16}$ " diam. (22) | $\frac{3}{16}$ " diam. (22) | $\frac{3}{16}$ " diam. (22) | $\frac{3}{16}$ " diam. (22) | $\frac{3}{16}$ " diam. (22) | $\frac{3}{16}$ " diam. (22) | — | — |
| Clutch Sleeve | 65-3832 | 65-3832 | 65-3832 | 65-3832 | 65-3832 | 65-3832 | 66-3775 | 66-3775 | 66-3775 | 66-3775 | — | — |
| Clutch Sleeve Collar .. | 65-3833 | 65-3833 | 65-3833 | 65-3833 | 65-3833 | 65-3833 | 65-3833 | 65-3833 | 65-3833 | 65-3833 | — | — |
| Clutch Spring | 65-3831(6) | 65-3831(6) | 65-3831(6) | 65-3831(6) | 65-3831(6) | 65-3831(6) | 66-3800(6) | 66-3800(6) | 66-3800(6) | 66-3800(6) | — | — |
| Clutch Spring Cup | 65-3830(6) | 65-3830(6) | 65-3830(6) | 66-3781(6) | 66-3781(6) | 66-3781(6) | 66-3781(6) | 66-3781(6) | 66-3781(6) | 66-3781(6) | — | — |
| Clutch Sleeve Plate .. | 65-3816 | 65-3816 | 65-3816 | 65-3816 | 65-3816 | 65-3816 | 65-3816 | 65-3816 | 65-3816 | 65-3816 | — | — |
| Clutch Driving Plate, with inserts. | 65-3825 (1 per set, | 65-3825 B20, B21; | 65-3825 2 per set, | 65-3825 B22, B23; | 65-3857 3 per set, | 65-3825 B24, B25, | 65-3857(4) B26). | 65-3857(4) | 65-3857(4) | 65-3857(4) | — | — |
| Clutch Driving Plate Centre, with studs. | — | — | — | 66-3782 | 66-3782 | 66-3782 | 66-3785 | 66-3785 | 66-3785 | 66-3785 | — | — |
| Do. (B20, B21 only) .. | 65-3819 | 65-3819 | — | — | — | — | — | — | — | — | — | — |
| Do. (B22, B23 only) .. | 65-3852 | — | 65-3852 | — | — | — | — | — | — | — | — | — |
| Clutch Spring Retaining Stud Nut. | 27-286(12) | 27-286(12) | 27-286(12) | 27-286(12) | 27-286(12) | 27-286(12) | 27-286(12) | M263(12) | M263(12) | M263(12) | — | — |
| Clutch Driven Plate .. | 65-3824 (1 per set, | 65-3824 B20, B21; | 65-3824 2 per set, | 65-3824 B22, B23; | 65-3824 3 per set, | 65-3824 B24, B25, | 65-3824(4) B26.) | 65-3824(4) | 65-3824(4) | 65-3824(4) | — | — |
| Clutch Actuating Cap, with button. | 65-3828 | 65-3828 | 65-3828 | 65-3828 | 65-3828 | 65-3828 | 65-3828 | 65-3828 | 65-3828 | 65-3828 | — | — |
| Clutch Actuating Cap Thrust Button. | M138 | M138 | M138 | M138 | M138 | M138 | M138 | M138 | M138 | M138 | — | — |
| Gearbox and Chaincase Oil Retaining Washer. | 65-3834 | 65-3834 | 65-3834 | 65-3834 | 65-3834 | 65-3834 | 65-3834 | 66-3090 | 66-3090 | 66-3090 | — | — |
| Clutch Push Rod | — | — | — | 65-3164 | 65-3164 | 65-3164 | 66-3790 | 66-3790 | 66-3790 | 66-3790 | — | — |
| Do. (B20, B21 only) .. | 65-3163 | 65-3163 | — | — | — | — | — | — | — | — | — | — |
| Do. (B22, B23 only) .. | 29-3860 | — | 29-3860 | — | — | — | — | — | — | — | — | — |

SEE FURTHER PARTICULARS FOR ORDERING SPARE PARTS ON PAGE 84

GEARBOX AND CONTROL PARTS (Four-speed).



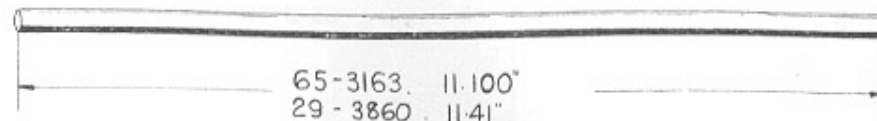
66-3822.
65-3851.
65-3809.
66-3779.



66-3090.



65-3818



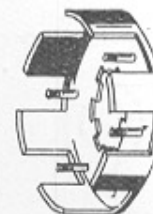
65-3163. 11.100"
29-3860. 11.41"
66-3790. 12.435.
65-3164. 11.66"



65-3828



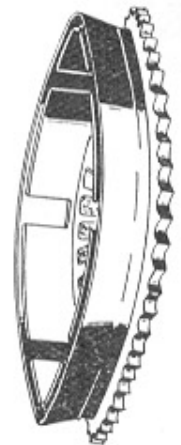
65-3816



65-3852



65-3833



65-3862



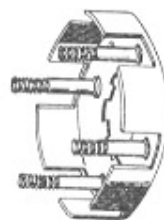
65-3814



65-3834



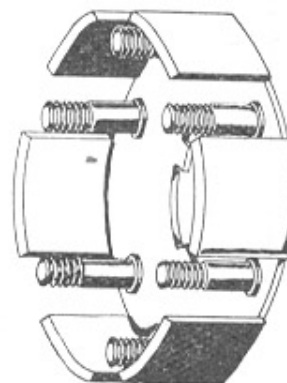
65-3824




65-3819



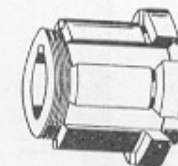
65-3817.



66-3782.
66-3785.



65-3832



66-3775



65-3831
66-3800.



65-3830
66-3781.



M.138



27-286.
M. 263.



65-3825
65-3857.

NOTE.—Figures in brackets denote number per set, e.g., (2), 2 per set.

Gearbox and Control Parts (Four-speed)—*continued.*

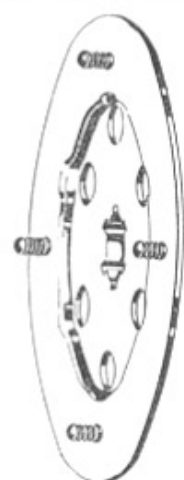
When no figures in brackets are shown one part constitutes a set.

| DESCRIPTION. | B20. B23. | B21. | B22. | B24. | B25. | B26. | M19. | M20. M21. | M22. | M23. M24. | Y13. | G14. |
|--------------------------------------|--------------|---------|---------|---------|---------|---------|------|--------------|------|--------------|-------------------------------|-------------------------------|
| Clutch Push Rod Cork Packing Washer. | 65-3158 | 65-3158 | 65-3158 | 65-3158 | 65-3158 | 65-3158 | — | — | — | — | — | — |
| Clutch Chainwheel, complete (43T.). | — | — | — | — | — | — | — | — | — | — | 25-4782 | 25-4782 |
| Clutch Ballrace Ring .. | — | — | — | — | — | — | — | — | — | — | M127 | M127 |
| Do. Locking Washer .. | — | — | — | — | — | — | — | — | — | — | M127B | M127B |
| Do. Packing Washer .. | — | — | — | — | — | — | — | — | — | — | M128 | M128 |
| Clutch Ball | — | — | — | — | — | — | — | — | — | — | $\frac{1}{4}$ " diam. (44) | $\frac{1}{4}$ " diam. (44) |
| Clutch Sleeve | — | — | — | — | — | — | — | — | — | — | 24-4228 | 24-4228 |
| Clutch Spring | — | — | — | — | — | — | — | — | — | — | M129(6) | M129(6) |
| Clutch Spring Cup .. | — | — | — | — | — | — | — | — | — | — | 25-4816(6) | 25-4816(6) |
| Do. Locking Washer .. | — | — | — | — | — | — | — | — | — | — | 25-4880(6) | 25-4880(6) |
| Clutch Spring Thrust Plate | — | — | — | — | — | — | — | — | — | — | M135 | M135 |
| Do. Retaining Ring .. | — | — | — | — | — | — | — | — | — | — | M136 | M136 |
| Clutch Plate (Ferodo) .. | — | — | — | — | — | — | — | — | — | — | M131(7) | M131(7) |
| Clutch Driving Plate .. | — | — | — | — | — | — | — | — | — | — | M132(3) | M132(3) |
| Clutch Ball Race Cup .. | — | — | — | — | — | — | — | — | — | — | M126 | M126 |
| Clutch Driven Plate .. | — | — | — | — | — | — | — | — | — | — | M133(2) | M133(2) |
| Clutch Driven Plate (recessed) | — | — | — | — | — | — | — | — | — | — | M134 | M134 |
| Clutch Sliding Plate, with studs. | — | — | — | — | — | — | — | — | — | — | 25-4778 | 25-4778 |
| Clutch Sliding Plate Stud.. | — | — | — | — | — | — | — | — | — | — | 15-299(4) | 15-299(4) |
| Clutch Sliding Plate Stud Nut | — | — | — | — | — | — | — | — | — | — | EB113(4) | EB113(4) |
| Clutch Actuating Cap, c'plete | — | — | — | — | — | — | — | — | — | — | 25-4849 | 25-4849 |
| Clutch Actuating Cap Bush | — | — | — | — | — | — | — | — | — | — | 25-4861 | 25-4861 |
| Do. Ball | — | — | — | — | — | — | — | — | — | — | $\frac{5}{16}$ " diam. | $\frac{5}{16}$ " diam. |
| Do. Locknut | — | — | — | — | — | — | — | — | — | — | EA60 | EA60 |
| Do. Locknut Locking Whr. | — | — | — | — | — | — | — | — | — | — | 26-4138 | 26-4138 |
| Clutch Operating Rod .. | — | — | — | — | — | — | — | — | — | — | 33-3201 | 33-3201 |

Quote Engine and Frame Numbers, with prefix letters, when ordering spares.

See particulars of equipment on page 208,

GEARBOX AND CONTROL PARTS (Four-speed).



25-4778



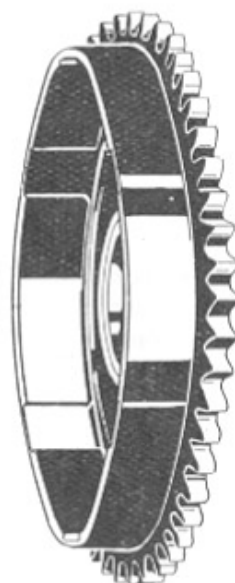
25-4816



M-127




25-4880



25-4782

15-299



24-4228



EA 60



M-132



M-127 B



25-4861



E B 113



M-128



26-4138



M129



25-4849



M-135



M-136




M131



M133



M-126



33-3201 13-120



65-3158



M134

NOTE.—Figures in brackets denote number per set, e.g., (2), 2 per set.

FRAME AND FITTINGS.

When no figures in brackets are shown one part constitutes a set.

| DESCRIPTION. | B20. B23. | B21. | B22. | B24. | B25. | B26. | M19. | M20. M21. | M22. | M23. M24. | Y13. | G14. |
|--|-------------------------------|-------------------------------|-------------------------------|-------------------------------|-------------------------------|-------------------------------|-------------------------------|-------------------------------|-------------------------------|-------------------------------|-------------------------------|-------------------------------|
| Frame Front, complete .. | 65-4073 | 65-4073 | 65-4073 | 65-4079 | 65-4079 | 65-4079 | 66-4081 | 66-4081 | 66-4081 | 66-4081 | — | — |
| Do. (M24 only) | — | — | — | — | — | — | — | — | — | 66-4217 | — | — |
| Frame Top Member .. | — | — | — | — | — | — | — | — | — | — | 33-4005 | 33-4004 |
| Top Member Spigot Bush (top). | — | — | — | — | — | — | — | — | — | — | — | 33-4014 |
| Do. (bottom) | — | — | — | — | — | — | — | — | — | — | — | 33-4013 |
| Ball Head Cup | 66-4149(2) | 66-4149(2) | 66-4149(2) | 66-4149(2) | 66-4149(2) | 66-4149(2) | 66-4149(2) | 66-4149(2) | 66-4149(2) | 66-4149(2) | 25-5673(2) | 25-5673(2) |
| Ball Head Ball | $\frac{1}{4}$ " diam. (40) | $\frac{1}{4}$ " diam. (40) | $\frac{1}{4}$ " diam. (40) | $\frac{1}{4}$ " diam. (40) | $\frac{1}{4}$ " diam. (40) | $\frac{1}{4}$ " diam. (40) | $\frac{1}{4}$ " diam. (40) | $\frac{1}{4}$ " diam. (40) | $\frac{1}{4}$ " diam. (40) | $\frac{1}{4}$ " diam. (40) | $\frac{1}{4}$ " diam. (36) | $\frac{1}{4}$ " diam. (36) |
| Ball Head Grease Nipple .. | 28-2080(2) | 28-2080(2) | 28-2080(2) | 28-2080(2) | 28-2080(2) | 28-2080(2) | 28-2080(2) | 28-2080(2) | 28-2080(2) | 28-2080(2) | 28-2080(2) | 28-2080(2) |
| Front Connection Taper Wr. | — | — | — | — | — | — | — | — | — | — | 26-5613 | 26-5613 |
| Saddle Pillar Connection Wr. | — | — | — | — | — | — | — | — | — | — | 30-729 | 30-729 |
| Tank Rear Support .. | — | — | — | — | — | — | — | — | — | — | 31-4010 | 31-4010 |
| Tank Rear Support Stud .. | — | — | — | — | — | — | — | — | — | — | 31-4011/1 | 31-4011/1 |
| Do. Washer | — | — | — | — | — | — | — | — | — | — | B863/1 | B863/1 |
| Do. Nut | — | — | — | — | — | — | — | — | — | — | 24-7000/1 | 24-7000/1 |
| Do. Split Pin | — | — | — | — | — | — | — | — | — | — | S100 | S100 |
| Saddle Front Fixing Bolt .. | 15-5808/1 | 15-5808/1 | 15-5808/1 | 15-5808/1 | 15-5808/1 | 15-5808/1 | 15-5808/1 | 15-5808/1 | 15-5808/1 | 15-5808/1 | 15-5808/1 | 15-5808/1 |
| Do. (when S721 type saddle is fitted). | — | — | — | — | — | — | — | — | — | — | 33-4089/1 | 33-4089/1 |
| Do. Nut | EA80/1 | EA80/1 | EA80/1 | EA80/1 | EA80/1 | EA80/1 | EA80/1 | EA80/1 | EA80/1 | EA80/1 | EA80/1 | EA80/1 |
| Saddle Bolt Grease Nipple | 28-2080 | 28-2080 | 28-2080 | 28-2080 | 28-2080 | 28-2080 | 28-2080 | 28-2080 | 28-2080 | 28-2080 | 35-5016 | 35-5016 |
| Inflator Support | — | — | — | — | — | — | — | — | — | — | 33-9029 | — |
| Inflator Support Bolt .. | — | — | — | — | — | — | — | — | — | — | M284/6(2) | — |
| Inflator Support Bolt Washer | — | — | — | — | — | — | — | — | — | — | 27-8560/6 (2) | — |
| Inflator Support Bolt Nut .. | — | — | — | — | — | — | — | — | — | — | EB113/6(2) | — |
| Inflator Clip Stud | — | — | — | — | — | — | — | — | — | — | 15-5647 | — |
| Inflator Clip Stud Nut .. | — | — | — | — | — | — | — | — | — | — | 25-7151/6 | — |
| Front Engine Yoke Plate | — | — | — | — | — | — | 66-4158(2) | 66-4158(2) | 66-4158(2) | 66-4158(2) | 31-4140(2) | 33-4593(2) |
| Do. Cover | — | — | — | — | — | — | 66-4159 | 66-4159 | 66-4159 | 66-4159 | — | — |
| Rear Engine Yoke Plate .. | — | — | — | — | — | — | 66-4157(2) | 66-4157(2) | 66-4157(2) | 66-4157(2) | — | — |
| Engine and Gearbox Plate (right-hand). | 65-4178 | 65-4178 | 65-4178 | 65-4178 | 65-4178 | 65-4178 | — | — | — | — | 33-4607 | 33-4595 |
| Do. (left-hand) | 65-4178 | 65-4178 | 65-4178 | 65-4178 | 65-4178 | 65-4178 | — | — | — | — | 33-4607 | 33-4600 |

SEE FURTHER PARTICULARS FOR ORDERING SPARE PARTS ON PAGE 100

FRAME AND FITTINGS.



66-4217.



28-2080



33-4005
33-4004



S.100



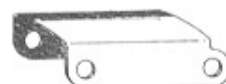
66-4158



65-4073
65-4079



33-9029




66-4159




31-4140



24-7000
EA 80
EB 113
25-7151



31-4011



33-4014 2075
33-4013 2330



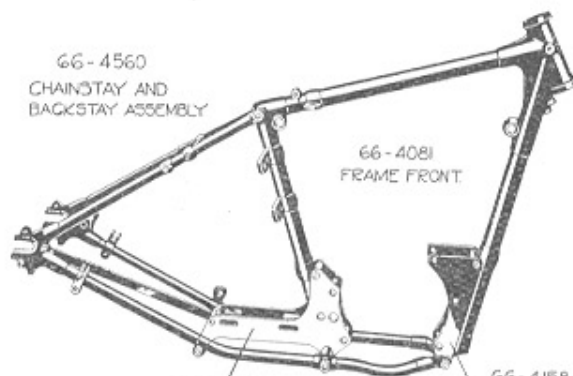
M-284.



26-5613



35-5016



66-4560
CHAINSTAY AND
BACKSTAY ASSEMBLY

66-4081
FRAME FRONT

66-4157
REAR ENGINE PLATE

66-4158
FRONT ENGINE PLATE



33-4593



33-4595



27-8560



8 863
30-729



66-4149



25-5673



15-5647



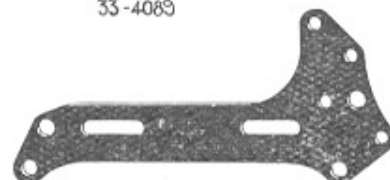
33-4607



31-4010



15-5808
33-4089



66-4157



65-4178



33-4600

NOTE.—Figures in brackets denote number per set, e.g., (2), 2 per set.

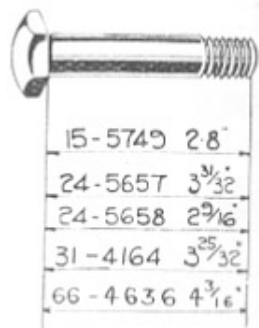
Frame and Fittings—continued.

When no figures in brackets are shown one part constitutes a set.

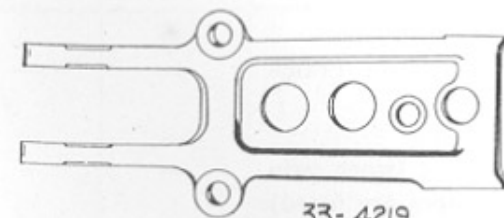
| DESCRIPTION. | B20. B23. | B21. | B22. | B24. | B25. | B26. | M19. | M20. M21. | M22. | M23. M24. | Y13. | G14. |
|---|----------------|----------------|----------------|----------------|----------------|----------------|-----------|--------------|-----------|--------------|------------------|------------------|
| Front Engine Plate Distance Collar. | — | — | — | — | — | — | — | — | — | — | 31-4129 | — |
| Front Engine Plate and Crankcase Shield Distance Collar (right-hand). | — | — | — | — | — | — | — | — | — | — | — | 33-4599 |
| Front Down Tube, complete | — | — | — | — | — | — | — | — | — | — | 33-4030(2) | 33-4015 |
| Front Down Tube Top Bolt (short). | — | — | — | — | — | — | — | — | — | — | 24-5658/1 | 24-5658/1 |
| Do. (long) | — | — | — | — | — | — | — | — | — | — | 15-5749/1 | 15-5749/1 |
| Do. Washer | — | — | — | — | — | — | — | — | — | — | B905(4) | — |
| Do. Nut | — | — | — | — | — | — | — | — | — | — | 24-5659/1 (2) | 24-5659/1 (2) |
| Do. Spring Washer .. | — | — | — | — | — | — | — | — | — | — | 15-716(2) | 15-716(2) |
| Front Down Tube Engine Stud (bottom). | 27-5684/6 | 65-4183/6 | 65-4183/6 | 65-4183/6 | 65-4183/6 | 65-4183/6 | — | — | — | — | — | — |
| Do. (top) | 65-4183/6 | 27-5684/6 | 27-5684/6 | 27-5684/6 | 27-5684/6 | 27-5684/6 | — | — | — | — | — | — |
| Do. (bottom) (when crankcase shield is fitted). | 27-5683/6 | 27-5684/6 | 27-5684/6 | 27-5684/6 | 27-5684/6 | 27-5684/6 | — | — | — | — | — | — |
| Do. Washer | EB76A/6 (2) | EB76A/6 (2) | EB76A/6 (2) | EB76A/6 (2) | EB76A/6 (2) | EB76A/6 (2) | — | — | — | — | — | — |
| Do. Nut | E19/6(4) | E19/6(4) | E19/6(4) | E19/6(4) | E19/6(4) | E19/6(4) | — | — | — | — | — | — |
| Seat Member | — | — | — | — | — | — | — | — | — | — | 33-4219 | 33-4219 |
| Seat Member Top Bolt .. | — | — | — | — | — | — | — | — | — | — | 24-5658/1 | 24-5658/1 |
| Do. Spring Washer .. | — | — | — | — | — | — | — | — | — | — | 15-716 | 15-716 |
| Seat Member Top Bolt Nut | — | — | — | — | — | — | — | — | — | — | 24-5659/1 | 24-5659/1 |
| Seat Lug and Backstay Bolt | 24-5658/6 | 24-5658/6 | 15-5749/6 | 15-5749/6 | 15-5749/6 | 15-5749/6 | 24-5657/6 | 24-5657/6 | 24-5657/6 | 24-5657/6 | — | — |
| Do. (M24 only) | — | — | — | — | — | — | — | — | — | 66-4636/6 | — | — |
| Do. Washer | — | — | 15-431/6 | 15-431/6 | 15-431/6 | 15-431/6 | 27-6043 | 27-6043 | 27-6043 | 27-6043 | — | — |
| Do. Nut | 15-541/6 | 15-541/6 | 15-541/6 | 15-541/6 | 15-541/6 | 15-541/6 | M202/6 | M202/6 | M202/6 | M202/6 | — | — |
| Seat Tube and Engine Plate Bolt. | — | — | — | — | — | — | — | — | — | — | 31-4164/1 | 31-4164/1 |
| Do. Nut | — | — | — | — | — | — | — | — | — | — | 24-5919/1 | 24-5919/1 |
| Seat Tube and Gearbox Plate Bolt (top). | 65-4185/6 | 65-4185/6 | 65-4185/6 | 65-4185/6 | 65-4185/6 | 65-4185/6 | — | — | — | — | — | — |
| Do. Bolt Nut | E19/6 | E19/6 | E19/6 | E19/6 | E19/6 | E19/6 | — | — | — | — | — | — |

SEE FURTHER PARTICULARS FOR ORDERING SPARE PARTS ON PAGE 100.

FRAME AND FITTINGS.




33-4015



33-4219



31-4129



24-5919



33-4599



24-5659



15-541
E 19
M. 202



15-431



EB 76 A
B 905



33-4030



15-716
27-6043

NOTE.—Figures in brackets denote number per set, e.g., (2), 2 per set.



Frame and Fittings—continued.

When no figures in brackets are shown one part constitutes a set.

| DESCRIPTION. | B20. B23. | B21. | B22. | B24. | B25. | B26. | M19. | M20. M21. | M22. | M23. M24. | Y13. | G14. |
|--|------------------|--|------------------|------------------|------------------|------------------|------------------|------------------|------------------|------------------|------------------|------------------|
| Engine Yoke Plate Frame Stud. | — | — | — | — | — | — | 27-5684/6 (6) | 27-5684/6 (5) | 27-5684/6 (6) | 27-5684/6 (6) | — | — |
| Do. Bolt (top) | — | — | — | — | — | — | — | 66-4098/6 | — | — | — | — |
| Do. Bolt (top) (when twin upswept pipes are fitted). | — | — | — | — | — | — | — | — | 27-5683/6 | 27-5683/6 | — | — |
| Do. Bolt Nut | — | — | — | — | — | — | EA82/1(14) | EA82/1(13) | EA82/1(14) | EA82/1(14) | — | — |
| Do. Stud (electric horn) .. | — | — | — | — | — | — | 66-4163 | 66-4163 | 66-4163 | 66-4163 | — | — |
| Do. Stud Collar | — | — | — | — | — | — | 66-4164 | 66-4164 | 66-4164 | 66-4164 | — | — |
| Front Engine Plate Frame Bolt. | — | — | — | — | — | — | — | — | — | — | 31-4145/1 (2) | — |
| Do. Bolt Nut | — | — | — | — | — | — | — | — | — | — | EA82/1(4) | — |
| Front Engine Plate Middle Bolt. | — | — | — | — | — | — | — | — | — | — | — | M201/1 |
| Do. Middle Bolt Nut .. | — | — | — | — | — | — | — | — | — | — | — | EB171/1 |
| Do. Top Bolt | — | — | — | — | — | — | — | — | — | — | — | M67B/1 |
| Do. Top Bolt Nut .. | — | — | — | — | — | — | — | — | — | — | — | EA82/1 |
| Rear Engine Plate Bolt .. | — | — | — | — | — | — | — | — | — | — | 31-4164/1 (2) | 27-5680/1 (3) |
| Rear Engine Plate Bolt Nut | — | — | — | — | — | — | — | — | — | — | 24-5919/1 (2) | EA82/1 (3) |
| Engine Plate Gearbox Stud | 27-5684/6 (2) | 27-5684/6 (2) | 27-5684/6 (2) | 27-5684/6 (2) | 27-5684/6 (2) | 27-5684/6 (2) | — | — | — | — | — | — |
| Do. Stud Washer | 65-4189/6 (4) | 65-4189/6 (4) | 65-4189/6 (4) | 65-4189/6 (4) | 65-4189/6 (4) | 65-4189/6 (4) | — | — | — | — | — | — |
| Do. Stud Spring Washer .. | K51A(4) | K51A(4) | K51A(4) | K51A(4) | K51A(4) | K51A(4) | — | — | — | — | — | — |
| Do. Stud Nut | EA82/6(4) | EA82/6(4) | EA82/6(4) | EA82/6(4) | EA82/6(4) | EA82/6(4) | — | — | — | — | — | — |
| Engine and Gearbox Plate Rear Bolt. | 65-4185/6 | 65-4185/6 | 65-4185/6 | 65-4185/6 | 65-4185/6 | 65-4185/6 | — | — | — | — | — | — |
| Do. Rear Bolt Washer .. | E28/6 | E28/6 | E28/6 | E28/6 | E28/6 | E28/6 | — | — | — | — | — | — |
| Do. Rear Bolt Nut .. | E19/6 | E19/6 | E19/6 | E19/6 | E19/6 | E19/6 | — | — | — | — | — | — |
| Do. Rear Bolt | 27-5684/6 | } Required when footplates are fitted. | } | } | } | } | — | — | — | — | — | — |
| Do. Rear Bolt Nut .. | EA82/6(2) | | | | | | — | — | — | — | — | — |
| Front Down Tube and Engine Plate Bolt. | — | — | — | — | — | — | — | — | — | — | — | M64/1 |
| Do. Bolt Nut | — | — | — | — | — | — | — | — | — | — | — | K257/1 |

SEE FURTHER PARTICULARS FOR ORDERING SPARE PARTS ON PAGE 100.

FRAME AND FITTINGS.



66-4163



65-4185



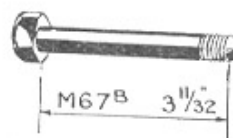
66-4098



66-4164



E 19



E 28



65-4189



K51A



24-5919



K257
 E8171
 EA 82

PRICES FOR RE-BUSHING CONNECTING RODS,
 INCLUDING MECHANIC'S TIME.

| M19 M22 M23 M24 | M20 M21 | Y13 | G14 |
|--------------------------|------------|---------------|------------------------|
| 7/3 | 7/3 | 13/9 per pair | 7/9 outer 6/9 inner |

NOTE.—Figures in brackets denote number per set, e.g., (2), 2 per set.

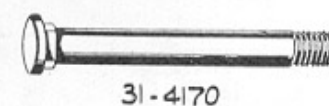

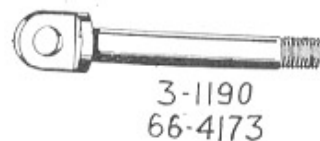
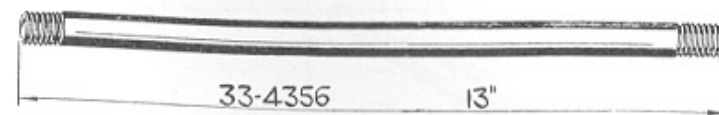
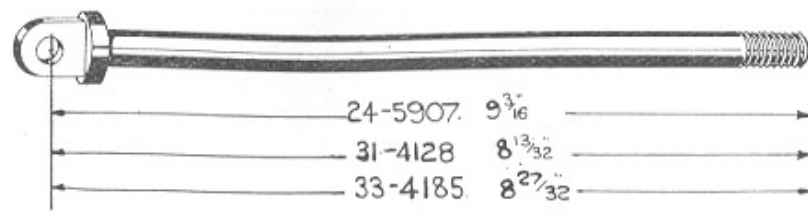
Frame and Fittings—continued.

When no figures in brackets are shown one part constitutes a set.

| DESCRIPTION. | B20. B23. | B21. | B22. | B24. | B25. | B26. | M19. | M20. M21. | M22. | M23. M24. | Y13. | G14. |
|---|--------------|-----------|-----------|-----------|-----------|-----------|-----------|--------------|-----------|--------------|-----------|-----------|
| Front Down Tube and Chainstay Stud (solo only) | — | — | — | — | — | — | 27-5693/6 | 27-5693/6 | 27-5693/6 | 27-5693/6 | — | — |
| Do. Stud Nut (solo only) | — | — | — | — | — | — | M202/6(2) | M202/6(2) | M202/6(2) | M202/6(2) | — | — |
| Do. Bolt (sidecar only) .. | — | — | — | — | — | — | 3-1190/6 | 3-1190/6 | 3-1190/6 | 3-1190/6 | — | — |
| Do. do. (when crankcase shield is fitted). | — | — | — | — | — | — | 66-4173/6 | 66-4173/6 | 66-4173/6 | 66-4173/6 | — | — |
| Do. Bolt Nut (sidecar only) | — | — | — | — | — | — | 15-541/6 | 15-541/6 | 15-541/6 | 15-541/6 | — | — |
| Do. Connecting Bolt (required when footrests with legshields are fitted). | — | — | — | — | — | — | — | — | — | — | 24-5907/1 | 33-4185/1 |
| Do. Connecting Bolt .. | — | — | — | — | — | — | — | — | — | — | 33-4185/1 | 31-4128/1 |
| Do. Connecting Bolt Nut | — | — | — | — | — | — | — | — | — | — | B906/1 | B906/1 |
| Do. Connecting Bolt Whr. | — | — | — | — | — | — | — | — | — | — | B905/6(2) | B905/6(2) |
| Rear Brake Pedal Spring Anchor Plate. | — | — | — | — | — | — | — | — | — | — | 24-5967 | 24-5967 |
| Rear Brake Anchor Pin .. | — | — | — | — | — | — | — | — | — | — | 33-7044/6 | 33-7044/6 |
| Rear Brake Anchor Pin Nut | — | — | — | — | — | — | — | — | — | — | K409A/6 | K409A/6 |
| Gearbox Connecting Bolt (front). | — | — | — | — | — | — | 15-476/1 | 15-476/1 | 15-476/1 | 15-476/1 | — | — |
| Do. (rear) | — | — | — | — | — | — | 66-4168/1 | 66-4168/1 | 66-4168/1 | 66-4168/1 | — | — |
| Do. (rear) Collar | — | — | — | — | — | — | 66-4169/1 | 66-4169/1 | 66-4169/1 | 66-4169/1 | — | — |
| Do. Nut | — | — | — | — | — | — | EA82/1(2) | EA82/1(2) | EA82/1(2) | EA82/1(2) | — | — |
| Do. Washer | — | — | — | — | — | — | 27-5676/1 | 27-5676/1 | 27-5676/1 | 27-5676/1 | — | — |
| | | | | | | | (2) | (2) | (2) | (2) | | |
| Do. (top) | — | — | — | — | — | — | — | — | — | — | 31-4170/1 | 31-4170/1 |
| Do. Nut (top) (hand c'ge) | — | — | — | — | — | — | — | — | — | — | 31-4171/1 | 31-4171/1 |
| Do. Nut (top) (foot ch'ge) | — | — | — | — | — | — | — | — | — | — | 31-4173/1 | 33-4606/1 |
| Do. (bottom) | — | — | — | — | — | — | — | — | — | — | 31-4164/1 | 31-4164/1 |
| Do. Nut (bottom) | — | — | — | — | — | — | — | — | — | — | 24-5919/1 | 24-5919/1 |
| Gearbox Adjusting Screw .. | 65-4184/1 | 65-4184/1 | 65-4184/1 | 65-4184/1 | 65-4184/1 | 65-4184/1 | 27-5710/1 | 27-5710/1 | 27-5710/1 | 27-5710/1 | 31-4175/1 | 31-4175/1 |
| Adjusting Screw Nut | — | — | — | — | — | — | 15-5664/1 | 15-5664/1 | 15-5664/1 | 15-5664/1 | 15-5664/1 | 15-5664/1 |
| Adjusting Stop | — | — | — | — | — | — | 66-4167/1 | 66-4167/1 | 66-4167/1 | 66-4167/1 | 27-5705/1 | 27-5705/1 |
| Adjusting Stop Washer | — | — | — | — | — | — | F21/6 | F21/6 | F21/6 | F21/6 | EB58/6 | EB58/6 |
| Adjusting Stop Nut | — | — | — | — | — | — | EA80/6 | EA80/6 | EA80/6 | EA80/6 | M263/6 | M263/6 |
| Footrest and Frame Connecting Bolt. | — | — | — | — | — | — | — | — | — | — | 33-4356/6 | — |

SEE FURTHER PARTICULARS FOR ORDERING SPARE PARTS ON PAGE 100.

FRAME AND FITTINGS.



NOTE.—Figures in brackets denote number per set, e.g., (2), 2 per set.

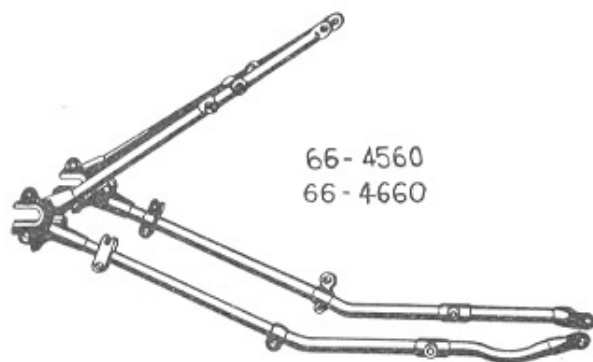
Frame and Fittings—continued.

When no figures in brackets are shown one part constitutes a set.


| DESCRIPTION. | B20. B23. | B21. | B22. | B24. | B25. | B26. | M19. | M20. M21. | M22. | M23. M24. | Y13. | G14. |
|--|--------------|---------|---------|---------|---------|---------|-----------|--------------|-----------|--------------|-----------|------------|
| Connecting Bolt Nut .. | — | — | — | — | — | — | — | — | — | — | B906/6(2) | — |
| Distance Sleeve (right-hand) | — | — | — | — | — | — | — | — | — | — | 31-7279 | — |
| Distance Sleeve (left-hand) | — | — | — | — | — | — | — | — | — | — | 31-7280 | — |
| Distance Collar (centre) .. | — | — | — | — | — | — | — | — | — | — | 31-4134 | — |
| Distance Collar (right-hand) | — | — | — | — | — | — | — | — | — | — | 31-4133 | — |
| Distance Collar (left-hand) | — | — | — | — | — | — | — | — | — | — | 31-4151 | — |
| Frame and Footplate Bracket Rear Bolt (required when No. 8A sidecar chassis is fitted). | — | — | — | — | — | — | — | — | — | — | — | 31-4150/6 |
| Frame and Footplate Bracket Rear Bolt. | — | — | — | — | — | — | — | — | — | — | — | 24-5884/6 |
| Rear Bolt Distance Sleeve | — | — | — | — | — | — | — | — | — | — | — | 31-7279(2) |
| Rear Bolt Distance Washer | — | — | — | — | — | — | — | — | — | — | — | B905/6(2) |
| Rear Bolt Nut | — | — | — | — | — | — | — | — | — | — | — | B906/6(2) |
| Distance Collar (left-hand) | — | — | — | — | — | — | — | — | — | — | — | 31-4151 |
| Distance Collar (centre) .. | — | — | — | — | — | — | — | — | — | — | — | 31-4134 |
| Distance Collar (right-hand) | — | — | — | — | — | — | — | — | — | — | — | 31-4133 |
| Chainstay and Backstay assembled. | 65-4580 | 65-4580 | 65-4580 | 65-4580 | 65-4580 | 65-4580 | 66-4560 | 66-4560 | 66-4560 | 66-4560 | — | — |
| Do. (M24 only) | — | — | — | — | — | — | — | — | — | 66-4660 | — | — |
| Chainstay, complete (right- hand). | — | — | — | — | — | — | — | — | — | — | 33-4112 | 33-4112 |
| Do. (left-hand) | — | — | — | — | — | — | — | — | — | — | 33-4113 | 33-4113 |
| Backstays, complete .. | — | — | — | — | — | — | — | — | — | — | 33-4072 | 33-4072 |
| Chainstay Sidecar Lug Stud | — | — | — | — | — | — | 33-4160/6 | 33-4160/6 | 33-4160/6 | 33-4160/6 | 33-4160/6 | 33-4160/6 |
| Do. Stud Nut | — | — | — | — | — | — | M365A/6 | M365A/6 | M365A/6 | M365A/6 | M365A/6 | M365A/6 |
| Chainstay Bridge Connecting Bolt. | — | — | — | — | — | — | 15-6325/6 | 15-6325/6 | 15-6325/6 | 15-6325/6 | — | — |
| Do. Nut | — | — | — | — | — | — | EA82/6(2) | EA82/6(2) | EA82/6(2) | EA82/6(2) | — | — |
| Chainstay Bridge Distance Collar (left-hand). | — | — | — | — | — | — | 66-4602 | 66-4602 | 66-4602 | 66-4602 | — | — |
| Do. (centre) | — | — | — | — | — | — | 15-6240 | 15-6240 | 15-6240 | 15-6240 | — | — |
| Do. (right-hand) | — | — | — | — | — | — | 66-4601 | 66-4601 | 66-4601 | 66-4601 | — | — |

SEE FURTHER PARTICULARS FOR ORDERING SPARE PARTS ON PAGE 100.

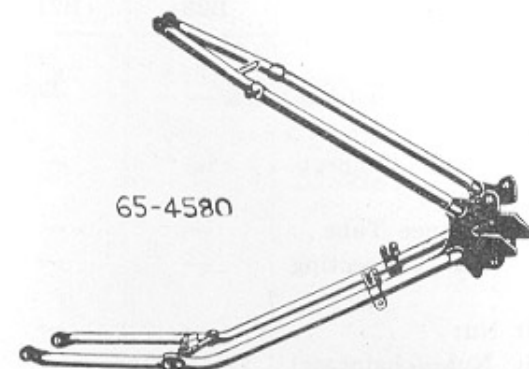
FRAME AND FITTINGS.



66-4560
66-4660



33-4072



65-4580



B 905



E.A.82
B 906



66-4601.
66-4602.



31-7279



33-4113



33-4160.



31-4133



33-4112



15-6240



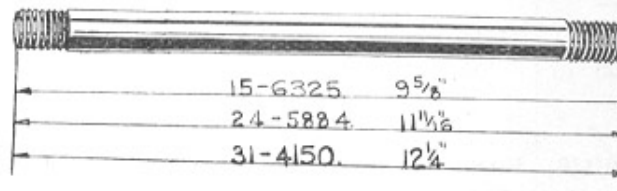
M365A



31-4151.
31-4133.
31-4134.



31-4134



31-7280

NOTE.—Figures in brackets denote number per set, e.g., (2), 2 per set.


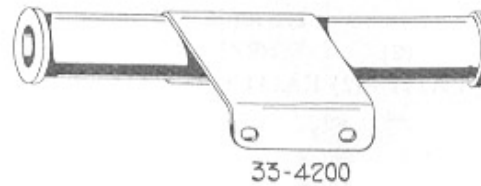

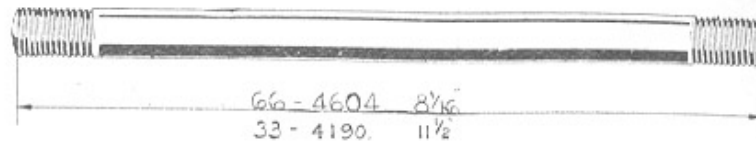

Frame and Fittings—continued.

When no figures in brackets are shown one part constitutes a set.

| DESCRIPTION. | B20. B23. | B21. | B22. | B24. | B25. | B26. | M19. | M20. M21. | M22. | M23. M24. | Y13. | G14. |
|--|------------------|------------------|------------------|------------------|------------------|------------------|------------------|------------------|------------------|------------------|------------------|------------------|
| Chainstay Bridge Distance Piece (front). | — | — | — | — | — | — | 66-4600 | 66-4600 | 66-4600 | 66-4600 | — | — |
| Chainstay Bridge Connecting Lug Plate. | — | — | — | — | — | — | — | — | — | — | 24-8192(2) | 24-8192(2) |
| Chainstay Distance Tube .. | — | — | — | — | — | — | — | — | — | — | 33-4200 | 33-4200 |
| Chainstay Rear Connecting Bolt. | — | — | — | — | — | — | — | — | — | — | 33-4190/6 | 33-4190/6 |
| Do. Bolt Nut | — | — | — | — | — | — | — | — | — | — | B906/6(2) | B906/6(2) |
| Do. Bolt Nut (chaincase) | — | — | — | — | — | — | — | — | — | — | EA60/6 | EA60/6 |
| Chainstay and Front Engine Plate Distance Collar (r.h.) | — | — | — | — | — | — | — | — | — | — | 33-4608 | 33-4597 |
| Do. (left-hand) | — | — | — | — | — | — | — | — | — | — | 33-4609 | 33-4598 |
| Chainstay and Seat Tube Bolt. | 27-5684/6 | 27-5684/6 | 27-5684/6 | 27-5684/6 | 27-5684/6 | 27-5684/6 | 66-4604/6 | 66-4604/6 | 66-4604/6 | 66-4604/6 | — | — |
| Do. Bolt Nut | EA82/6(2) | EA82/6(2) | EA82/6(2) | EA82/6(2) | EA82/6(2) | EA82/6(2) | B906/6(2) | B906/6(2) | B906/6(2) | B906/6(2) | — | — |
| Rear Chain Adjuster Screw | — | — | — | — | — | — | 66-4603/6 | 66-4603/6 | 66-4603/6 | 66-4603/6 | — | — |
| Do. Locknut | — | — | — | — | — | — | 27-4401/6 | 27-4401/6 | 27-4401/6 | 27-4401/6 | — | — |
| Chainstay, Backstay, and Mudguard Stay Connecting Bolt (right-hand). | — | — | — | — | — | — | — | — | — | — | 15-7627/6 | 15-7627/6 |
| Do. Collar (right-hand) .. | — | — | — | — | — | — | — | — | — | — | 15-7563/6 | 15-7563/6 |
| Do. (left-hand) | — | — | — | — | — | — | — | — | — | — | 27-6312/6 | 27-6312/6 |
| Do. Washer | — | — | — | — | — | — | — | — | — | — | F21/6(2) | F21/6(2) |
| Do. Nut (left-hand) .. | — | — | — | — | — | — | — | — | — | — | EA111/6 | EA111/6 |
| Do. Nut (right-hand) .. | — | — | — | — | — | — | — | — | — | — | 24-6040/6 | 24-6040/6 |
| Backstay, Top Member, and Seat Bracket Bolt. | — | — | — | — | — | — | — | — | — | — | 33-4088/1 | 33-4088/1 |
| Do. Bolt Nut | — | — | — | — | — | — | — | — | — | — | 24-5659/1 | 24-5659/1 |
| Do. Bolt Spring Washer .. | — | — | — | — | — | — | — | — | — | — | 15-716 | 15-716 |
| Saddle Spring Bolt .. | 27-6510/1 (2) | 27-6510/1 (2) | 27-6510/1 (2) | 27-6510/1 (2) | 27-6510/1 (2) | 27-6510/1 (2) | 27-6510/1 (2) | 27-6510/1 (2) | 27-6510/1 (2) | 27-6510/1 (2) | 33-4087/1 (2) | 33-4087/1 (2) |
| Do. (when upswept exhaust pipe is fitted). | — | — | — | — | — | — | 66-4646/1 (2) | — | 66-4646/1 (2) | 66-4646/1 (2) | — | — |
| Saddle Spring Bolt Nut .. | EA80/1(6) | EA80/1(6) | EA80/1(6) | EA80/1(6) | EA80/1(6) | EA80/1(6) | EA80/1(6) | EA80/1(6) | EA80/1(6) | EA80/1(6) | E19/1(6) | E19/1(6) |
| Saddle Spring Bolt Washer | F21/1(8) | F21/1(8) | F21/1(8) | F21/1(8) | F21/1(8) | F21/1(8) | F21/1(8) | F21/1(8) | F21/1(8) | F21/1(8) | EA129/1(4) | EA129/1(4) |

SEE FURTHER PARTICULARS FOR ORDERING SPARE PARTS ON PAGE 100

FRAME AND FITTINGS.



NOTE -- Figures in brackets denote number per set, e.g., (2), 2 per set.

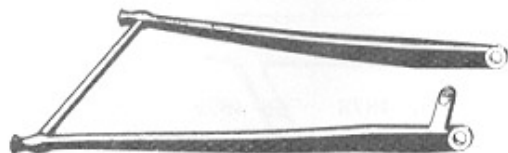
Frame and Fittings—continued.

When no figures in brackets are shown one part constitutes a set

| DESCRIPTION. | B20. B23. | B21. | B22. | B24. | B25. | B26. | M19. | M20. M21. | M22. | M23. M24. | YJ3. | G14. |
|---|------------------|------------------|------------------|------------------|------------------|------------------|------------------|------------------|------------------|------------------|------------------|------------------|
| FRONT STAND. | | | | | | | | | | | | |
| Front Stand (for valanced type front mudguard). | — | — | — | — | — | — | 66-4729 | 66-4729 | 66-4729 | 66-4729 | — | — |
| Front Stand | — | — | 65-4693 | 65-4693 | 65-4693/3 | 65-4693 | 66-4727 | 66-4727 | 66-4727 | 66-4727 | 33-5442 | 33-5442 |
| Front Stand (M24 Competition Model only). | — | — | — | — | — | — | — | — | — | 65-4693/3 | — | — |
| Front Stand Clip Stud .. | — | — | 27-5446/6 | 27-5446/6 | 27-5446/6 | 27-5446/6 | 27-5446/6 | 27-5446/6 | 27-5446/6 | 27-5446/6 | — | — |
| Front Stand Clip Stud Nut | — | — | 15-447/6 | 15-447/6 | 15-447/6 | 15-447/6 | 15-447/6 | 15-447/6 | 15-447/6 | 15-447/6 | — | — |
| Front Stand Bolt | — | — | EB700/6 (2) | EB700/6 (2) | EB700/6 (2) | EB700/6 (2) | M413/6(2) | M413/6(2) | M413/6(2) | M413/6(2) | B751/6(2) | B751/6(2) |
| Front Stand Bolt Nut .. | — | — | EA111/6(2) | EA111/6(2) | EA111/6(2) | EA111/6(2) | EA111/6(2) | EA111/6(2) | EA111/6(2) | EA111/6(2) | — | — |
| Front Stand Bolt Washer.. | — | — | — | — | — | — | 24-8784(2) | 24-8784(2) | 24-8784(2) | 24-8784(2) | B751A/6(2) | B751A/6(2) |
| REAR STAND. | | | | | | | | | | | | |
| Rear Stand | 65-4787 | 65-4787 | 65-4787 | 65-4787 | 65-4787 | 65-4787 | 66-4761 | 66-4761 | 66-4761 | 66-4761 | 24-6016 | 24-6016 |
| Rear Stand Bolt | 65-4804/6 (2) | 65-4804/6 (2) | 65-4804/6 (2) | 65-4804/6 (2) | 65-4804/6 (2) | 65-4804/6 (2) | 15-6096/6 (2) | 15-6096/6 (2) | 15-6096/6 (2) | 15-6096/6 (2) | 24-6055/6 (2) | 24-6055/6 (2) |
| Rear Stand Bolt Spring Wr. | 3-1346(2) | 3-1346(2) | 3-1346(2) | 3-1346(2) | 3-1346(2) | 3-1346(2) | 3-1346(2) | 3-1346(2) | 3-1346(2) | 3-1346(2) | 15-716(2) | 15-716(2) |
| Rear Stand Bolt Nut .. | EB363A/6 (2) | EB363A/6 (2) | EB363A/6 (2) | EB363A/6 (2) | EB363A/6 (2) | EB363A/6 (2) | 24-5860/6 (2) | 24-5860/6 (2) | 24-5860/6 (2) | 24-5860/6 (2) | 24-6040/6 (2) | 24-6040/6 (2) |
| Rear Stand Spring.. .. | 66-4767 | 66-4767 | 66-4767 | 66-4767 | 66-4767 | 66-4767 | 66-4767 | 66-4767 | 66-4767 | 66-4767 | 24-6060 | 24-6060 |
| PROP STAND. | | | | | | | | | | | | |
| Prop Stand Leg | — | — | — | — | — | — | — | — | — | — | 31-4202 | 31-4202 |
| Prop Stand Bolt | — | — | — | — | — | — | — | — | — | — | 15-6114/6 | 15-6114/6 |
| Prop Stand Bolt Nut .. | — | — | — | — | — | — | — | — | — | — | 24-5860/6 | 24-5860/6 |
| Prop Stand Spring.. .. | — | — | — | — | — | — | — | — | — | — | 29-4850 | 29-4850 |
| HANDLEBAR. | | | | | | | | | | | | |
| Handlebar | 65-4939/3 | 65-4939/3 | 65-4939/3 | 66-4973/3 | 66-4973/3 | 66-4970/3 | 66-4970/3 | 66-4970/3 | 66-4970/3 | 66-4973/3 | 33-4898/3 | 33-4899/3 |
| Do. (M24 only) | — | — | — | — | — | — | — | — | — | 66-4979/3 | — | — |
| Handlebar (black enamel (G.P.O.)). | 65-4940/7 | — | — | — | — | — | — | 66-4971/7 | — | — | — | — |
| Handlebar Rubber Grips (B20 only) | 27-9148(2) | — | — | — | — | — | — | — | — | — | — | — |

SEE FURTHER PARTICULARS FOR ORDERING SPARE PARTS ON PAGE 100


FRAME AND FITTINGS.



65-4787
66-4761



33-4898 SLOTTED
33-4899 NON SLOTTED



65-4693
66-4727
66-4729



15-447.



65-4940/7
66-4979/3



15-6114



B-751
M-413.
EB-700.



31-4202



27-5446



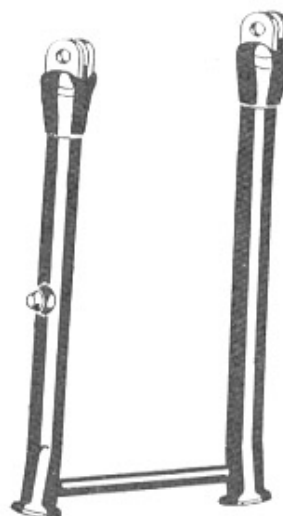
27-9148



24-6055
15-6096
65-4804.



3-1346




24-6016



15-716
24-8784



E.A. III
E.B. 363A
24-5860
24-6040



33-5442



65-4939/3
66-4970/3
66-4971/7
66-4973/3



24-6060
66-4767.



29-4850

NOTE.—Figures in brackets denote number per set, e.g., (2), 2 per set.

Frame and Fittings—continued.

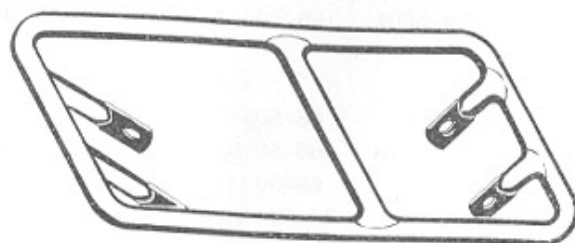
When no figures in brackets are shown one part constitutes a set.

| DESCRIPTION. | B20. B23. | B21. | B22. | B24. | B25. | B26. | M19. | M20. M21. | M22. | M23. M24. | Y13. | G14. |
|--|------------------|------------------|------------------|------------------|------------------|------------------|------------------|------------------|------------------|------------------|------------------|------------------|
| BATTERY CARRIER. | | | | | | | | | | | | |
| Battery Bracket | 66-4878 | 66-4878 | 66-4878 | 66-4878 | 66-4878 | 66-4878 | 66-4878 | 66-4878 | 66-4878 | 66-4878 | 33-4729 | 33-4729 |
| Battery Carrier (when Nife battery is fitted). | — | — | — | — | — | — | 66-4867 | 66-4867 | 66-4867 | 66-4867 | — | — |
| Do. (when Burgess Air Cleaner is fitted). | 65-4660 | — | — | — | — | — | — | 66-4884 | — | — | — | — |
| Battery Bracket Bolt (frame) | 24-7148/6 (2) | 24-7148/6 (2) | 24-7148/6 (2) | 24-7148/6 (2) | 24-7148/6 (2) | 24-7148/6 (2) | 24-7148/6 (2) | 24-7148/6 (2) | 24-7148/6 (2) | 24-7148/6 (2) | — | — |
| Do. (mudguard) | M284/6 | M284/6 | M284/6 | M284/6 | M284/6 | M284/6 | M284/6 | M284/6 | M284/6 | M284/6 | — | — |
| Battery Bracket Bolt Nut .. | M263/6 | M263/6 | M263/6 | M263/6 | M263/6 | M263/6 | M263/6 | M263/6 | M263/6 | M263/6 | — | — |
| Battery Carrier Clip | — | — | — | — | — | — | — | — | — | — | 24-8927(2) | 24-8927(2) |
| Battery Carrier Clip Bolt .. | — | — | — | — | — | — | — | — | — | — | K132A/6(2) | K132A/6(2) |
| Do. Bolt Nut | — | — | — | — | — | — | — | — | — | — | M263/6(2) | M263/6(2) |
| Do. Bolt Spring Washer .. | — | — | — | — | — | — | — | — | — | — | K197(2) | K197(2) |
| Battery Carrier Plate Bottom Spring Washer. | — | — | — | — | — | — | — | — | — | — | 15-716 | 15-716 |
| Do. Nut | — | — | — | — | — | — | — | — | — | — | 15-734/6 | 15-734/6 |
| CARRIER. | | | | | | | | | | | | |
| Carrier | 65-6940 | 65-6940 | 65-6940 | 65-6940 | 65-6940 | 65-6940 | 66-6979 | 66-6979 | 66-6979 | 66-6979 | 33-6992 | 33-6992 |
| Carrier Securing Bolt | B751/6(4) | B751/6(4) | B751/6(4) | B751/6(4) | B751/6(4) | B751/6(4) | — | — | — | — | — | — |
| Carrier Securing Bolt Nut .. | M263/6(4) | M263/6(4) | M263/6(4) | M263/6(4) | M263/6(4) | M263/6(4) | — | — | — | — | — | — |
| Carrier Securing Bolt Whr. | K234A/6(8) | K234A/6(8) | K234A/6(8) | K234A/6(8) | K234A/6(8) | K234A/6(8) | — | — | — | — | — | — |
| Carrier and Mudguard Connecting Clip. | S113 | S113 | S113 | S113 | S113 | S113 | S113 | S113 | S113 | S113 | S113 | S113 |
| Do. Bolt | 15-645/6 (2) | 15-645/6 (2) | 15-645/6 (2) | 15-645/6 (2) | 15-645/6 (2) | 15-645/6 (2) | K132A/6 (2) | K132A/6 (2) | K132A/6 (2) | K132A/6 (2) | 24-225/6 (2) | 24-225/6 (2) |
| Do. Bolt Washer | K234A/6 (2) | K234A/6 (2) | K234A/6 (2) | K234A/6 (2) | K234A/6 (2) | K234A/6 (2) | 27-8560/6 (2) | 27-8560/6 (2) | 27-8560/6 (2) | 27-8560/6 (2) | K197(2) | K197(2) |
| Do. Bolt Nut | EB102/6 (2) | EB102/6 (2) | EB102/6 (2) | EB102/6 (2) | EB102/6 (2) | EB102/6 (2) | EB113/6 (2) | EB113/6 (2) | EB113/6 (2) | EB113/6 (2) | EB113/6 (2) | EB113/6 (2) |
| Carrier Rear Connecting Bolt. | — | — | — | — | — | — | — | — | — | — | 15-8992/6 (2) | 15-8992/6 (2) |
| Do. Nut | — | — | — | — | — | — | — | — | — | — | EA80/6(2) | EA80/6(2) |
| Do. Washer | — | — | — | — | — | — | — | — | — | — | F21/6(2) | F21/6(2) |

Quote Engine and Frame Numbers, with prefix letters, when ordering spares.

See particulars of equipment on page 208.

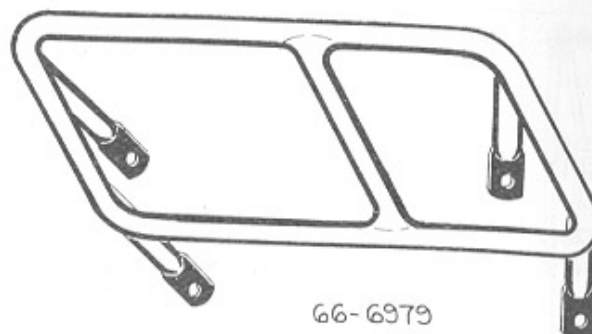
FRAME AND FITTINGS.




65-6940




15-734
EA 80
EB 102
EB 113
M. 263




66-6979



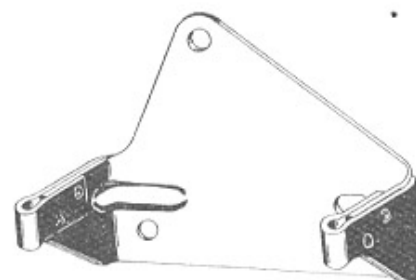
33-4729



66-4867




66-4884



66-4878



15-716
K. 197



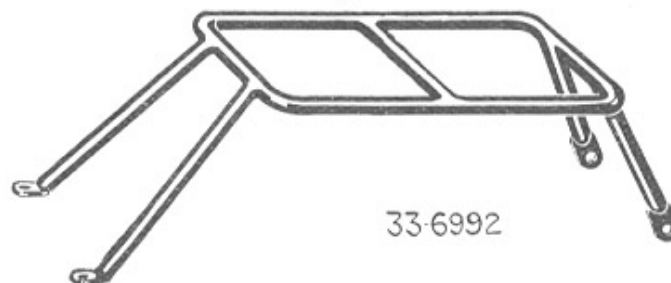
65-4660



24-8927



24-7148
M. 284



33-6992



27-8560
F. 21
K. 234 A



S113



15-645
15-8992
24-225
B. 751
K. 132 A

NOTE.—Figures in brackets denote number per set, e.g., (2), 2 per set.

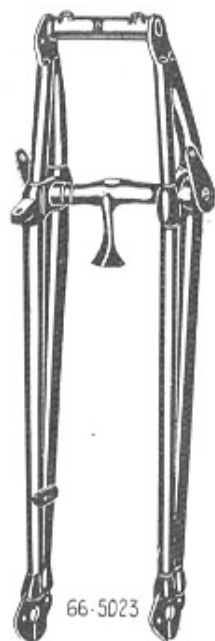
FRONT FORK AND FITTINGS.

When no figures in brackets are shown one part constitutes a set.

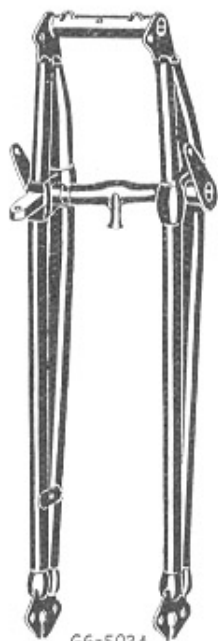
| DESCRIPTION. | B20. B23. | B21. | B22. | B24. | B25. | B26. | M19. | M20. M21. | M22. | M23. M24. | Y13. | G14. |
|---|------------------|------------------|------------------|------------------|------------------|------------------|------------|--------------|------------|--------------|-----------|-----------|
| Front Fork (assembled), with links, bolts, steering stem yoke and spring. | 65-5006 | 65-5006 | 65-5007 | 65-5009 | 65-5009 | 65-5009 | 66-5001 | 66-5001 | 66-5001 | 66-5001 | 33-5005 | 33-5005 |
| Do. (M24 only) | — | — | — | — | — | — | — | — | — | 66-5004 | — | — |
| Front Fork | 65-5017 | 65-5017 | 65-5017 | 65-5019 | 65-5019 | 65-5019 | 66-5023 | 66-5023 | 66-5023 | 66-5023 | 33-5006 | 33-5006 |
| Do. (M24 only) | — | — | — | — | — | — | — | — | — | 66-5024 | — | — |
| Front Fork Bush | 65-5078(4) | 65-5078(4) | 65-5078(4) | 65-5078(4) | 65-5078(4) | 65-5078(4) | 66-5065(4) | 66-5065(4) | 66-5065(4) | 66-5065(4) | — | — |
| Front Fork Cross Piece Bolt (for screwing in holes when speedometer is not fitted). | K123/6(2) | K123/6(2) | K123/6(2) | K123/6(2) | K123/6(2) | K123/6(2) | K123/6(2) | K123/6(2) | K123/6(2) | K123/6(2) | K123/6(2) | K123/6(2) |
| Front Mudguard Securing Bolt. | 24-7148/6 (2) | 24-7148/6 (2) | 24-7148/6 (2) | 24-7148/6 (2) | 24-7148/6 (2) | 24-7148/6 (2) | — | — | — | — | — | — |
| Do. Spring Washer .. | 24-8784(2) | 24-8784(2) | 24-8784(2) | 24-8784(2) | 24-8784(2) | 24-8784(2) | — | — | — | — | — | — |
| Do. Nut | EA80/6(2) | EA80/6(2) | EA80/6(2) | EA80/6(2) | EA80/6(2) | EA80/6(2) | — | — | — | — | — | — |
| Mudguard Distance Piece (M24 only). | — | — | — | — | — | — | — | — | — | 66-6557 | — | — |
| Do. Nut (M24 only) .. | — | — | — | — | — | — | — | — | — | EA80 | — | — |
| Steering Stem Yoke, with stem and crown cup. | — | — | — | — | — | — | — | — | — | — | 33-5010 | 33-5010 |
| Do. with stem and bushes | 65-5117 | 65-5117 | 65-5117 | 65-5117 | 65-5117 | 65-5117 | 66-5131 | 66-5131 | 66-5131 | 66-5131 | — | — |
| Steering Stem Yoke Bush | 65-5078(2) | 65-5078(2) | 65-5078(2) | 65-5078(2) | 65-5078(2) | 65-5078(2) | 66-5065(2) | 66-5065(2) | 66-5065(2) | 66-5065(2) | — | — |
| Steering Stem Bottom Crown Cup. | — | — | — | — | — | — | — | — | — | — | 25-5106 | 25-5106 |
| Steering Head Dust Cap .. | 66-5203 | 66-5203 | 66-5203 | 66-5203 | 66-5203 | 66-5203 | 66-5203 | 66-5203 | 66-5203 | 66-5203 | — | — |
| Steering Head Ballrace Cone (top). | 65-5126 | 65-5126 | 65-5126 | 65-5126 | 65-5126 | 65-5126 | 65-5126 | 65-5126 | 65-5126 | 65-5126 | — | — |
| Do. (bottom) | 65-5127 | 65-5127 | 65-5127 | 65-5127 | 65-5127 | 65-5127 | 65-5127 | 65-5127 | 65-5127 | 65-5127 | — | — |
| Ball Head Clip Yoke, with clip and bushes. | 65-5077 | 65-5077 | 65-5077 | 65-5169 | 65-5169 | 65-5169 | — | — | — | — | — | — |
| Do. with bushes | — | — | — | — | — | — | 66-5135 | 66-5135 | 66-5135 | 66-5135 | — | — |
| Ball Head Clip Yoke .. | — | — | — | — | — | — | — | — | — | — | 33-5042 | 33-5042 |
| Ball Head Clip Yoke Stud Nut | — | — | — | 15-5196(4) | 15-5196(4) | 15-5196(4) | — | — | — | — | — | — |
| Ball Head Clip Yoke Clip | 65-5081 | 65-5081 | 65-5081 | 65-5096(2) | 65-5096(2) | 65-5096(2) | — | — | — | — | — | — |
| Ball Head Clip Yoke Clip Screw. | 65-5085/6 (4) | 65-5085/6 (4) | 65-5085/6 (4) | — | — | — | — | — | — | — | — | — |
| Ball Head Clip Yoke Bush | 65-5078(2) | 65-5078(2) | 65-5078(2) | 65-5078(2) | 65-5078(2) | 65-5078(2) | 66-5065(2) | 66-5065(2) | 66-5065(2) | 66-5065(2) | — | — |

SEE FURTHER PARTICULARS FOR ORDERING SPARE PARTS ON PAGE 108.

FRONT FORK AND FITTINGS.



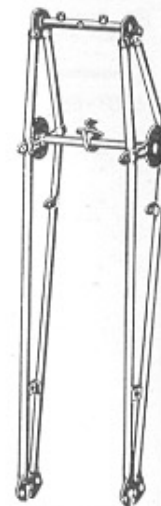
66-5023




66-5024



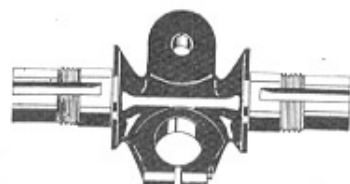
65-5169



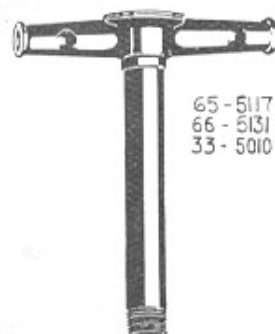
65-5017
65-5019



33-5006



33-5042



65-5117
66-5131
33-5010



25-5106




K123

24-7148



65-5126
65-5127



66-5135



65-5085



EA 80
15-5196



24-8784



65-5077



66-5203



65-5078
66-5065



66-6557

NOTE.—Figures in brackets denote number per set, e.g., (2), 2 per set.

Front Fork and Fittings—continued.

When no figures in brackets are shown one part constitutes a set.

| DESCRIPTION. | B20. B23. | B21. | B22. | B24. | B25. | B26. | M19. | M20. M21. | M22. | M23. M24. | Y13. | G14. |
|---|--------------|------------|------------|------------|------------|------------|------------|--------------|------------|--------------|------------|------------|
| Ball Head Clip Yoke Locknut | 65-5086/3 | 65-5086/3 | 24-5208/3 | 24-5208/3 | 24-5208/3 | 24-5208/3 | 24-5208/3 | 24-5208/3 | 24-5208/3 | 24-5208/3 | 24-5208/3 | 24-5208/3 |
| Handlebar Support Arm, with clip and bolts (left-hand). | — | — | — | — | — | — | 15-5276 | 15-5276 | 15-5276 | 15-5276 | 31-5048 | 31-5048 |
| Do. (right-hand) | — | — | — | — | — | — | 15-5279 | 15-5279 | 15-5279 | 15-5279 | 31-5051 | 31-5051 |
| Handlebar Support Arm Clip | — | — | — | — | — | — | 15-5151/3 | 15-5151/3 | 15-5151/3 | 15-5151/3 | 24-5194/3 | 24-5194/3 |
| | | | | | | | (2) | (2) | (2) | (2) | (2) | (2) |
| Handlebar Support Arm Clip Bolt. | — | — | — | — | — | — | 15-5153/1 | 15-5153/1 | 15-5153/1 | 15-5153/1 | 15-5153/1 | 15-5153/1 |
| | | | | | | | (4) | (4) | (4) | (4) | (4) | (4) |
| Handlebar Support Arm Clip Bolt Washer. | — | — | — | — | — | — | 15-5155/1 | 15-5155/1 | 15-5155/1 | 15-5155/1 | 15-5155/1 | 15-5155/1 |
| | | | | | | | (4) | (4) | (4) | (4) | (4) | (4) |
| Handlebar Damper Washer (inner). | — | — | — | — | — | — | 15-5281/3 | 15-5281/3 | 15-5281/3 | 15-5281/3 | 15-5281/3 | 15-5281/3 |
| | | | | | | | (2) | (2) | (2) | (2) | (2) | (2) |
| Handlebar Damper Rubber Do. Packing Washer .. | — | — | — | — | — | — | 15-5282(4) | 15-5282(4) | 15-5282(4) | 15-5282(4) | 15-5282(4) | 15-5282(4) |
| | | | | | | | — | — | — | — | — | K37A(2) |
| Handlebar Damper Nut Locking Washer. | — | — | — | — | — | — | 15-5284/3 | 15-5284/3 | 15-5284/3 | 15-5284/3 | 15-5284/3 | 15-5284/3 |
| | | | | | | | (2) | (2) | (2) | (2) | (2) | (2) |
| Handlebar Damper Nut .. | — | — | — | — | — | — | 15-5285/3 | 15-5285/3 | 15-5285/3 | 15-5285/3 | 15-5285/3 | 15-5285/3 |
| | | | | | | | (2) | (2) | (2) | (2) | (2) | (2) |
| Ball Head Clip | — | — | — | — | — | — | — | — | — | — | 25-5112 | 25-5112 |
| Ball Head Clip Bolt .. | 65-5084/6 | 65-5084/6 | 65-5084/6 | 65-5084/6 | 65-5084/6 | 65-5084/6 | 27-5135/6 | 27-5135/6 | 27-5135/6 | 27-5135/6 | 27-5135/6 | 27-5135/6 |
| Ball Head Clip Bolt Sleeve | 65-5083/6 | 65-5083/6 | 65-5083/6 | 65-5083/6 | 65-5083/6 | 65-5083/6 | — | — | — | — | — | — |
| Ball Head Clip Bolt Nut .. | EA80/6 | EA80/6 | EA80/6 | EA80/6 | EA80/6 | EA80/6 | EB664/6 | EB664/6 | EB664/6 | EB664/6 | EB664/6 | EB664/6 |
| Fork Top Link (plain holes) | 65-5087(2) | 65-5087(2) | 65-5087(2) | 65-5087(2) | 65-5087(2) | 65-5087(2) | 15-5240 | 15-5240 | 15-5240 | 15-5240 | 33-5058 | 33-5058 |
| Do. (threaded holes) .. | — | — | — | — | — | — | 15-5241 | 15-5241 | 15-5241 | 15-5241 | 33-5059 | 33-5059 |
| Fork Bottom Link (left-hand) | 65-5089 | 65-5089 | 65-5089 | 65-5089 | 65-5089 | 65-5089 | 15-5242 | 15-5242 | 15-5242 | 15-5242 | 33-5061 | 33-5061 |
| Do. (right-hand) | 65-5090 | 65-5090 | 65-5090 | 65-5090 | 65-5090 | 65-5090 | 15-5239 | 15-5239 | 15-5239 | 15-5239 | 33-5060 | 33-5060 |
| Do. (left-hand) (when sidecar is fitted). | — | — | — | — | — | — | — | — | — | — | 33-5063 | 33-5063 |
| Do. (right-hand) do. | — | — | — | — | — | — | — | — | — | — | 33-5062 | 33-5062 |
| Fork Link Friction Disc (Ferodo). | 15-5051(2) | 15-5051(2) | 15-5051(2) | 15-5051(2) | 15-5051(2) | 15-5051(2) | 15-5251(2) | 15-5251(2) | 15-5251(2) | 15-5251(2) | 15-5251(2) | 15-5251(2) |
| Fork Link Bolt Star Washer | 65-5112/3 | 65-5112/3 | 65-5112/3 | 65-5112/3 | 65-5112/3 | 65-5112/3 | — | — | — | — | — | — |
| Fork Friction Link .. | — | — | — | — | — | — | 15-5246 | 15-5246 | 15-5246 | 15-5246 | 33-5065 | 33-5065 |
| Do. (when sidecar is fitted) | — | — | — | — | — | — | — | — | — | — | 33-5066 | 33-5066 |
| Fork Friction Plate .. | — | — | — | — | — | — | 15-5244 | 15-5244 | 15-5244 | 15-5244 | 15-5244 | 15-5244 |
| Fork Friction Plate Washer | — | — | — | — | — | — | — | — | — | — | K359A | K359A |

SEE FURTHER PARTICULARS FOR ORDERING SPARE PARTS ON PAGE 108

FRONT FORK AND FITTINGS.



15-5284



K 37A



15-5281



THREADED HOLES

15-5239 3 3/4"

33-5062 3 3/8"



PLAIN 15-5240 3 3/8"

33-5061 3 1/2"

33-5058 3 1/2"



65-5083



24-5194

15-5151



K 359A



25-5112



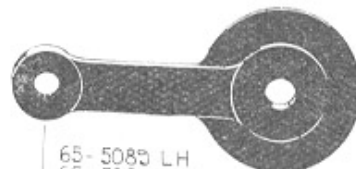
65-5084



15-5285



65-5112



65-5085 LH
65-5086 RH

3 3/4"



15-5276



EB 664



15-5282



24-5208



EA 80



65-5087 3 3/8"



15-5251




15-5155



31-5051

15-5279



THREADED

33-5060 3 1/2"



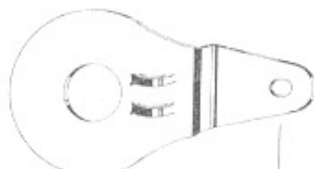
31-5048



65-5086



15-5051



15-5246 3 3/4"

33-5065 3 1/2"

33-5066 3 3/8"



15-5153



15-5242 3 3/4"

33-5063 3 3/8"



3 3/8"

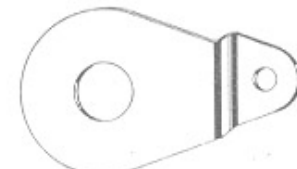
15-5241 THREADED HOLES

33-5059 3 1/2"

THREADED HOLES



27-5135



15-5244

NOTE.—Figures in brackets denote number per set, e.g., (2), 2 per set.

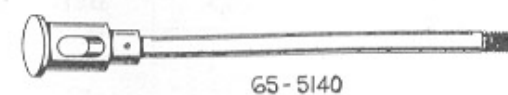

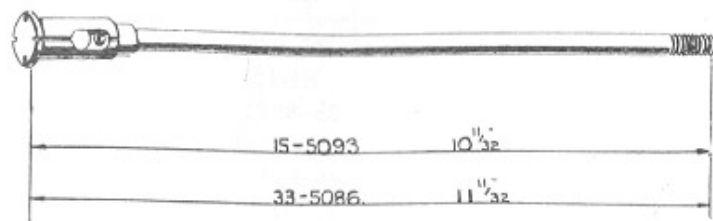
Front Fork and Fittings—continued.

When no figures in brackets are shown one part constitutes a set.

| DESCRIPTION. | B20. B23. | B21. | B22. | B24. | B25. | B26. | M19. | M20. M21. | M22. | M23. M24. | Y13. | G14. |
|--|------------------|------------------|------------------|------------------|------------------|------------------|------------------|------------------|------------------|------------------|------------------|------------------|
| Fork Link Bolt (top) .. | 65-5160/3 (2) | 65-5160/3 (2) | 65-5160/3 (2) | 65-5160/3 (2) | 65-5160/3 (2) | 65-5160/3 (2) | 15-5190/3 (2) | 15-5190/3 (2) | 15-5190/3 (2) | 15-5190/3 (2) | 33-5067/1 (2) | 33-5067/1 (2) |
| Fork Link Bolt (bottom).. | 65-5162/3 (2) | 65-5162/3 | 65-5162/3 | 65-5162/3 | 65-5162/3 | 65-5162/3 | 15-5249/3 | 15-5249/3 | 15-5249/3 | 15-5249/3 | 33-5071/1 | 33-5071/1 |
| Fork Link Bolt, with wing nut | — | 65-5164/3 | 65-5164/3 | 65-5164/3 | 65-5164/3 | 65-5164/3 | — | — | — | — | — | — |
| Fork Steering Stem Bolt .. | — | — | — | — | — | — | 15-5247/3 | 15-5247/3 | 15-5247/3 | 15-5247/3 | 33-5069/1 | 33-5069/1 |
| Fork Link Bolt Nut .. | 24-7000/3 (4) | 24-7000/3 (4) | 24-7000/3 (4) | 24-7000/3 (4) | 24-7000/3 (4) | 24-7000/3 (4) | 15-5196/3 (3) | 15-5196/3 (3) | 15-5196/3 (3) | 15-5196/3 (3) | 24-5161/3 (3) | 24-5161/3 (3) |
| Fork Link Bolt Spring Whr. | — | — | — | — | — | — | 24-6035(3) | 24-6035(3) | 24-6035(3) | 24-6035(3) | EB150(3) | EB150(3) |
| Fork Link Bolt (bottom) Washer. | 24-5914 | 24-5914 | 24-5914 | 24-5914 | 24-5914 | 24-5914 | — | — | — | — | — | — |
| Do. Retaining Ring .. | 65-5166(4) | 65-5166(4) | 65-5166(4) | 65-5166(4) | 65-5166(4) | 65-5166(4) | — | — | — | — | — | — |
| Shock Absorber Knob .. | — | — | — | — | — | — | 15-5254 | 15-5254 | 15-5254 | 15-5254 | 15-5254 | 15-5254 |
| Do. Star Washer .. | — | — | — | — | — | — | 15-5260/3 | 15-5260/3 | 15-5260/3 | 15-5260/3 | 15-5260/3 | 15-5260/3 |
| Shock Absorber Centre Nut | — | — | — | — | — | — | 15-5256/1 | 15-5256/1 | 15-5256/1 | 15-5256/1 | 33-5073/1 | 33-5073/1 |
| Shock Absorber Knob Lock- ing Washer. | — | — | — | — | — | — | 15-5257/1 | 15-5257/1 | 15-5257/1 | 15-5257/1 | 15-5257/1 | 15-5257/1 |
| Do. Locking Washer Spring | — | — | — | — | — | — | 15-5258/1 | 15-5258/1 | 15-5258/1 | 15-5258/1 | 15-5258/1 | 15-5258/1 |
| Front Fork Spring .. | 65-5132 | 65-5132 | 65-5132 | 65-5133 | 65-5133 | 65-5133 | 66-5150 | 66-5150 | 66-5150 | 66-5150 | 24-5211 | 24-5211 |
| Fork Spring Stop .. | — | — | — | — | — | — | 66-5151 | 66-5151 | 66-5151 | 66-5151 | 24-5224 | 24-5224 |
| Fork Spring Stop Nut Whr. | — | — | — | — | — | — | — | — | — | — | EB76/6 | EB76/6 |
| Fork Spring Stop Split Pin | — | — | — | — | — | — | EB77 | EB77 | EB77 | EB77 | EB77 | EB77 |
| Fork Spring Stop Nut .. | — | — | — | — | — | — | — | — | — | — | EA82/6 | EA82/6 |
| Fork Spring Distance Whr. | — | — | — | — | — | — | 24-5226 | 24-5226 | 24-5226 | 24-5226 | — | — |
| Fork Spring Top Bolt .. | — | — | — | — | — | — | 24-5228/6 | 24-5228/6 | 24-5228/6 | 24-5228/6 | S95/6 | S95/6 |
| Fork Spring Top Sleeve .. | 27-5076 | 27-5076 | 27-5076 | 27-5076 | 27-5076 | 27-5076 | 24-5227 | 24-5227 | 24-5227 | 24-5227 | 24-5182 | 24-5182 |
| Fork Spring Top Sleeve Nut | EB106/6 | EB106/6 | EB106/6 | EB106/6 | EB106/6 | EB106/6 | EA82/6 | EA82/6 | EA82/6 | EA82/6 | EB171/6 | EB171/6 |
| Fork Spring Top Sleeve Wr. | K51A | K51A | K51A | K51A | K51A | K51A | 15-431/6 | 15-431/6 | 15-431/6 | 15-431/6 | 15-431/6 | 15-431/6 |
| Fork Spring Bottom Sleeve, with peg. | — | — | — | — | — | — | 24-5233 | 24-5233 | 24-5233 | 24-5233 | 24-5222 | 24-5222 |
| Front Spring Bottom Sleeve Washer. | — | — | — | — | — | — | 24-5237/6 | 24-5237/6 | 24-5237/6 | 24-5237/6 | — | — |
| Do. Nut .. | — | — | — | — | — | — | EA82/6 | EA82/6 | EA82/6 | EA82/6 | — | — |
| Do. Split Pin .. | — | — | — | — | — | — | EB77 | EB77 | EB77 | EB77 | — | — |
| Steering Damper Adjusting Rod. | — | — | 65-5140/6 | 65-5140/6 | 65-5140/6 | 65-5140/6 | 15-5093/6 | 15-5093/6 | 15-5093/6 | 15-5093/6 | 33-5086/6 | 33-5086/6 |

SEE FURTHER PARTICULARS FOR ORDERING SPARE PARTS ON PAGE 108.

FRONT FORK AND FITTINGS.



| | | |
|---------|--------------------|--------------------|
| 15-5190 | 5 $\frac{1}{16}$ " | $\frac{5}{16}$ DIA |
| 15-5249 | 8 $\frac{3}{32}$ " | $\frac{5}{16}$ DIA |
| 33-5067 | 7 $\frac{1}{64}$ " | $\frac{3}{8}$ DIA |
| 33-5071 | 9 $\frac{3}{16}$ " | $\frac{3}{8}$ DIA |




EA-82
EB-106
EB-171
24-5161



15-5196
24-7000



24-5222
24-5233



66-5151



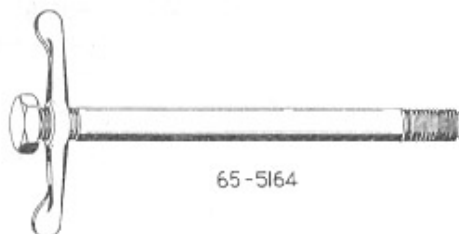
24-5237



15-5258



15-431
24-5914
EB.76.



65-5164



S95



65-5166



24-5228



24-5226



15-5257



15-5260



15-5254



27-5076



24-6035
EB.150




K 51 A



33-5073
15-5256



24-5227
24-5182



65-5132 66-5150
65-5133 24-5211



24-5224

NOTE.—Figures in brackets denote number per set, e.g., (2), 2 per set.

Front Fork and Fittings—continued.

When no figures in brackets are shown one part constitutes a set.

| DESCRIPTION. | B20. B23. | B21. | B22. | B24. | B25. | B26. | M19. | M20. M21. | M22. | M23. M24. | Y13. | G14. |
|-------------------------------------|--------------|------------|------------|------------|------------|------------|------------|--------------|------------|--------------|------------------|------------------|
| Adjusting Rod Knob .. | — | — | 65-5136 | 65-5136 | 65-5136 | 65-5136 | 25-5226 | 25-5226 | 25-5226 | 25-5226 | 25-5226 | 25-5226 |
| Do. Spring Washer .. | — | — | EB150 | EB150 | EB150 | EB150 | EB150 | EB150 | EB150 | EB150 | EB150 | EB150 |
| Steering Damper Star Whr. | — | — | 65-5146/1 | 65-5146/1 | 65-5146/1 | 65-5146/1 | 25-5247/1 | 25-5247/1 | 25-5247/1 | 25-5247/1 | 25-5247/1 | 25-5247/1 |
| Do. Bottom Plate .. | — | — | — | — | — | — | 25-5241 | 25-5241 | 25-5241 | 25-5241 | 25-5241 | 25-5241 |
| Do. Friction Washer .. | — | — | 65-5145 | 65-5145 | 65-5145 | 65-5145 | 25-5234(2) | 25-5234(2) | 25-5234(2) | 25-5234(2) | 25-5234(2) | 25-5234(2) |
| Do. Anchor Plate .. | — | — | 65-5150/6 | 65-5150/6 | 65-5150/6 | 65-5150/6 | 27-5152/6 | 27-5152/6 | 27-5152/6 | 27-5152/6 | 33-5089/6 | 33-5089/6 |
| Anchor Plate Stud .. | — | — | A178A/1 | A178A/1 | A178A/1 | A178A/1 | A178A/1 | A178A/1 | A178A/1 | A178A/1 | — | — |
| Anchor Plate Screw .. | — | — | — | — | — | — | — | — | — | — | 24-7148/6 | 24-7148/6 |
| Do. Spring Washer .. | — | — | — | — | — | — | 24-8784 | 24-8784 | 24-8784 | 24-8784 | 24-8784 | 24-8784 |
| Anchor Plate Stud Washer | — | — | F21/6 | F21/6 | F21/6 | F21/6 | F21/6 | F21/6 | F21/6 | F21/6 | — | — |
| Anchor Plate Stud Nut .. | — | — | EA80/1 | EA80/1 | EA80/1 | EA80/1 | EA80/1 | EA80/1 | EA80/1 | EA80/1 | — | — |
| Front Fork Grease Nipple . | 28-2080(4) | 28-2080(4) | 28-2080(4) | 28-2080(4) | 28-2080(4) | 28-2080(4) | 28-2080 | 28-2080 | 28-2080 | 28-2080 | 28-2080(3) | 28-2080(3) |
| Do. (angle type) .. | — | — | — | — | — | — | 35-5016(2) | 35-5016(2) | 35-5016(2) | 35-5016(2) | 35-5016(3) | 35-5016(3) |
| Do. (angle type with loose locknut) | 15-5290 | 15-5290 | 15-5290 | 15-5290 | 15-5290 | 15-5290 | 15-5290(2) | 15-5290(2) | 15-5290(2) | 15-5290(2) | — | — |
| Front Fork Grease Nipple Washer. | S91/6 | S91/6 | S91/6 | S91/6 | S91/6 | S91/6 | S91/6 | S91/6 | S91/6 | S91/6 | S91/6 | S91/6 |
| Electric Horn Bracket .. | — | — | — | — | — | — | — | — | — | — | 33-5077 | 33-5077 |
| Bracket Bolt .. | — | — | — | — | — | — | — | — | — | — | 27-6312/6 (2) | 27-6312/6 (2) |
| Bracket Bolt Nut .. | — | — | — | — | — | — | — | — | — | — | EA80/6(2) | EA80/6(2) |
| Bracket Bolt Washer .. | — | — | — | — | — | — | — | — | — | — | 24-8784(2) | 24-8784(2) |

Quote Engine and Frame Numbers, with prefix letters, when ordering spares.

See particulars of equipment on page 208.

FRONT FORK AND FITTINGS.



33-5077



24-7148
27-6312



25-5226
65-5136



F 21



35-5016
15-5290



EB 150



A178 A



S 91



27-5152



EA 80



24-8784



25-5241



33-5089



28-2080.



65-5150



25-5247.
65-5146



25-5234
65-5145

NOTE.— Figures in brackets denote number per set, e.g., (2), 2 per set.

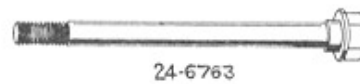


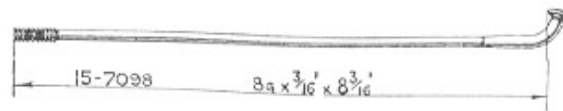
DETACHABLE WHEEL.

When no figures in brackets are shown one part constitutes a set

| DESCRIPTION. | B20. B23. | B21. | B22. | B24. | B25. | B26. | M19. | M20. M21. | M22. | M23. M24. | Y13. | G14. |
|---|--------------|------|------|------|------|------|------|--------------|------|--------------|------------------|------------------|
| FRONT DETACHABLE WHEEL. | | | | | | | | | | | | |
| Front Wheel, with WM3-18 w.o. rim, less tyre & brake. | — | — | — | — | — | — | — | — | — | — | 33-5510 | 33-5510 |
| Front Wheel Rim (WM3-18) | — | — | — | — | — | — | — | — | — | — | 15-7095 | 15-7095 |
| Front Wheel Spoke (right-hand). | — | — | — | — | — | — | — | — | — | — | 15-7097 (20) | 15-7097 (20) |
| Do. (left-hand) | — | — | — | — | — | — | — | — | — | — | 15-7098 (20) | 15-7098 (20) |
| Front Wheel Spoke Nipple | — | — | — | — | — | — | — | — | — | — | 27-6808 (40) | 27-6808 (40) |
| Front Hub, with bearings.. | — | — | — | — | — | — | — | — | — | — | 33-5520 | 33-5520 |
| Hub Shell Roller Bearing.. | — | — | — | — | — | — | — | — | — | — | 26-6890(2) | 26-6890(2) |
| Hub Bearing Sleeve .. | — | — | — | — | — | — | — | — | — | — | 15-7046 | 15-7046 |
| Do. Thrust Washer .. | — | — | — | — | — | — | — | — | — | — | 15-7047 | 15-7047 |
| Hub Shell Oil Retaining Cap | — | — | — | — | — | — | — | — | — | — | 26-6865(2) | 26-6865(2) |
| Hub Shell Washer .. | — | — | — | — | — | — | — | — | — | — | 15-7045(2) | 15-7045(2) |
| Hub Shell Grease Nipple.. | — | — | — | — | — | — | — | — | — | — | 35-5016 | 35-5016 |
| Hub Shell Felt Washer .. | — | — | — | — | — | — | — | — | — | — | 15-7048 | 15-7048 |
| Hub Bearing Thrust Nut, with peg. | — | — | — | — | — | — | — | — | — | — | 15-7049 | 15-7049 |
| Do. Locking Washer .. | — | — | — | — | — | — | — | — | — | — | 26-6855 | 26-6855 |
| Hub Bearing Locknut .. | — | — | — | — | — | — | — | — | — | — | 26-6861/6 | 26-6861/6 |
| Hub Dust Plate .. | — | — | — | — | — | — | — | — | — | — | 15-7051/6 | 15-7051/6 |
| Hub Dust Plate Screw .. | — | — | — | — | — | — | — | — | — | — | 24-7065/1 (4) | 24-7065/1 (4) |
| Do. Spring Washer .. | — | — | — | — | — | — | — | — | — | — | 24-7068(4) | 24-7068(4) |
| Hub Packing Washer .. | — | — | — | — | — | — | — | — | — | — | 26-6689 | 26-6689 |
| Hub Spindle | — | — | — | — | — | — | — | — | — | — | 24-6763 | 24-6763 |
| FRONT WHEEL BRAKE. | | | | | | | | | | | | |
| Front Brake Drum, with studs | — | — | — | — | — | — | — | — | — | — | 33-5563 | 33-5563 |
| Brake Drum Bolt | — | — | — | — | — | — | — | — | — | — | 33-5530/1 (3) | 33-5530/1 (3) |

SEE FURTHER PARTICULARS FOR ORDERING SPARE PARTS ON PAGE 118.

DETACHABLE WHEEL.



NOTE.—Figures in brackets denote number per set, e.g., (2), 2 per set.

Detachable Wheel—continued.

When no figures in brackets are shown one part constitutes a set.

| DESCRIPTION. | B20. B23. | B21. | B22. | B24. | B25. | B26. | M19. | M20. M21. | M22. | M23. M24. | Y13. | G14. |
|--|--------------|------|------|------|------|------|------|--------------|------|--------------|-----------------|-----------------|
| Brake Drum Bolt Spring Washer. | — | — | — | — | — | — | — | — | — | — | 27-6043(3) | 27-6043(3) |
| Brake Drum Felt Washer.. | — | — | — | — | — | — | — | — | — | — | 15-7059 | 15-7059 |
| Front Hub Spigot and Brake Drum Support. | — | — | — | — | — | — | — | — | — | — | 33-5569 | 33-5569 |
| Do. Nut | — | — | — | — | — | — | — | — | — | — | K257 | K257 |
| Do. Washer | — | — | — | — | — | — | — | — | — | — | 24-5909 | 24-5909 |
| Front Brake Cover Plate.. | — | — | — | — | — | — | — | — | — | — | 33-5542 | 33-5542 |
| Front Brake Cam | — | — | — | — | — | — | — | — | — | — | 33-5576 | 33-5576 |
| Brake Cam Bearing Nut .. | — | — | — | — | — | — | — | — | — | — | 24-358 | 24-358 |
| Brake Cam Bearing Washer | — | — | — | — | — | — | — | — | — | — | K235 | K235 |
| Do. Grease Nipple .. | — | — | — | — | — | — | — | — | — | — | 28-2080 | 28-2080 |
| Front Brake Fulcrum Pin | — | — | — | — | — | — | — | — | — | — | 33-5544 | 33-5544 |
| Fulcrum Pin Serrated Whr. | — | — | — | — | — | — | — | — | — | — | 33-5545/6 | 33-5545/6 |
| Fulcrum Pin Nut | — | — | — | — | — | — | — | — | — | — | 15-1455/6 | 15-1455/6 |
| Front Brake Shoe, with lining | — | — | — | — | — | — | — | — | — | — | 35-9235(2) | 35-9235(2) |
| Brake Shoe Lining.. .. | — | — | — | — | — | — | — | — | — | — | 35-6432(2) | 35-6432(2) |
| Brake Shoe Lining Rivet.. | — | — | — | — | — | — | — | — | — | — | 35-6436 (14) | 35-6436 (14) |
| Brake Shoe Spring.. .. | — | — | — | — | — | — | — | — | — | — | 35-6440(2) | 35-6440(2) |
| Front Brake Operating Lever | — | — | — | — | — | — | — | — | — | — | 33-5584 | 33-5584 |
| Operating Lever Nut .. | — | — | — | — | — | — | — | — | — | — | EB171/6 | EB171/6 |
| Operating Lever Washer .. | — | — | — | — | — | — | — | — | — | — | 15-431/6 | 15-431/6 |
| SPEEDOMETER INTERNAL DRIVE. | | | | | | | | | | | | |
| Speedometer Drive Cover Plug (when speedometer is not fitted). | — | — | — | — | — | — | — | — | — | — | 24-7132/1 | 24-7132/1 |
| Speedometer Driving Wheel | — | — | — | — | — | — | — | — | — | — | 33-5591 | 33-5591 |
| Do. Distance Washer .. | — | — | — | — | — | — | — | — | — | — | 33-5590 | 33-5590 |
| Speedometer Driving Pinion (23T.). | — | — | — | — | — | — | — | — | — | — | 15-6936 | 15-6936 |
| Speedometer Pinion Peg .. | — | — | — | — | — | — | — | — | — | — | 15-6939 | 15-6939 |

SEE FURTHER PARTICULARS FOR ORDERING SPARE PARTS ON PAGE 118.

DETACHABLE WHEEL.




K257



K235



35-6436



33-5542



15-6939



24-358
15-1455



15-7059



27-6043



35-6440



28-2080



33-5544



15-431



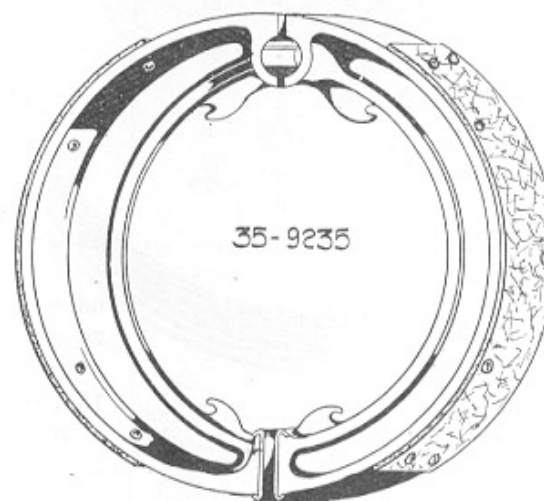
24-5909



24-7132



EB171



35-9235



33-5569



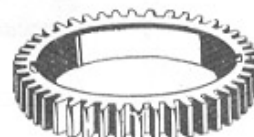
15-6936
23T



33-5584



35-6432



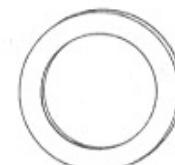
33-5591



33-5545



33-5576



33-5590

NOTE.—Figures in brackets denote number per set, e.g., (2), 2 per set.

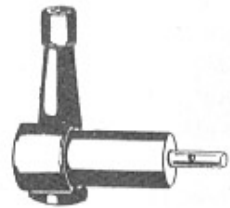
Detachable Wheel—continued.

When no figures in brackets are shown one part constitutes a set.

| DESCRIPTION. | B20. B23. | B21. | B22. | B24. | B25. | B26. | M19. | M20. M21. | M22. | M23. M24. | Y13. | G14. |
|--|--------------|------|------|------|------|------|-----------------|-----------------|-----------------|-----------------|-----------------|-----------------|
| Speedometer Drive Gearbox (left-hand drive). | — | — | — | — | — | — | — | — | — | — | 29-5890 | 29-5890 |
| Gearbox Adjusting Sleeve | — | — | — | — | — | — | — | — | — | — | 24-5510/1 | 24-5510/1 |
| Adjusting Sleeve Locknut | — | — | — | — | — | — | — | — | — | — | 24-5511/1 | 24-5511/1 |
| Adjusting Sleeve Clip | — | — | — | — | — | — | — | — | — | — | 15-6989 | 15-6989 |
| Adjusting Sleeve Clip Bolt | — | — | — | — | — | — | — | — | — | — | 24-225/6 | 24-225/6 |
| Do. Bolt Nut | — | — | — | — | — | — | — | — | — | — | EB113/6 | EB113/6 |
| REAR DETACHABLE WHEEL. | | | | | | | | | | | | |
| Rear Wheel, with WM3-18 rim (less tyre and brake). | — | — | — | — | — | — | — | 66-6057 | — | — | 33-5510 | 33-5510 |
| Rear Wheel Rim (WM3-18) | — | — | — | — | — | — | — | 66-6058 | — | — | 15-7095 | 15-7095 |
| Rear Wheel Spoke (right-hand). | — | — | — | — | — | — | — | 15-7097 (20) | — | — | 15-7097 (20) | 15-7097 (20) |
| Rear Wheel Spoke (left-hand). | — | — | — | — | — | — | — | 66-6059 (20) | — | — | 15-7098 (20) | 15-7098 (20) |
| Rear Wheel Spoke Nipple | — | — | — | — | — | — | — | 27-6812 (40) | — | — | 27-6808 (40) | 27-6808 (40) |
| Rear Wheel, with WM3-19 rim (less tyre and brake). | — | — | — | — | — | — | 66-6053 | 66-6053 | 66-6053 | 15-7033 | — | — |
| Rear Wheel Rim (WM3-19) | — | — | — | — | — | — | 66-6054 | 66-6054 | 66-6054 | 15-7034 | — | — |
| Rear Wheel Spoke (right-hand). | — | — | — | — | — | — | 26-6824 (20) | 26-6824 (20) | 26-6824 (20) | 26-6824 (20) | — | — |
| Rear Wheel Spoke (left-hand). | — | — | — | — | — | — | 15-7037 (20) | 15-7037 (20) | 15-7037 (20) | 15-7037 (20) | — | — |
| Rear Wheel Spoke Nipple | — | — | — | — | — | — | 27-6812 (40) | 27-6812 (40) | 27-6812 (40) | 27-6812 (40) | — | — |
| Hub Shell, with bearings (less sleeve). | — | — | — | — | — | — | 33-5520 | 33-5520 | 33-5520 | 33-5520 | 33-5520 | 33-5520 |
| Hub Bearing Thrust Washer | — | — | — | — | — | — | 15-7045(2) | 15-7045(2) | 15-7045(2) | 15-7045(2) | 15-7045(2) | 15-7045(2) |
| Hub Bearing Sleeve | — | — | — | — | — | — | 15-7046 | 15-7046 | 15-7046 | 15-7046 | 15-7046 | 15-7046 |
| Do. Thrust Washer | — | — | — | — | — | — | 15-7047 | 15-7047 | 15-7047 | 15-7047 | 15-7047 | 15-7047 |
| Do. Thrust Nut, with peg | — | — | — | — | — | — | 15-7049 | 15-7049 | 15-7049 | 15-7049 | 15-7049 | 15-7049 |
| Do. Thrust Nut Locking Wr. | — | — | — | — | — | — | 26-6855 | 26-6855 | 26-6855 | 26-6855 | 26-6855 | 26-6855 |

SEE FURTHER PARTICULARS FOR ORDERING SPARE PARTS ON PAGE 118.

DETACHABLE WHEEL.



29-5890



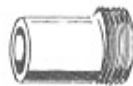
15-7045



27-6808
27-6812



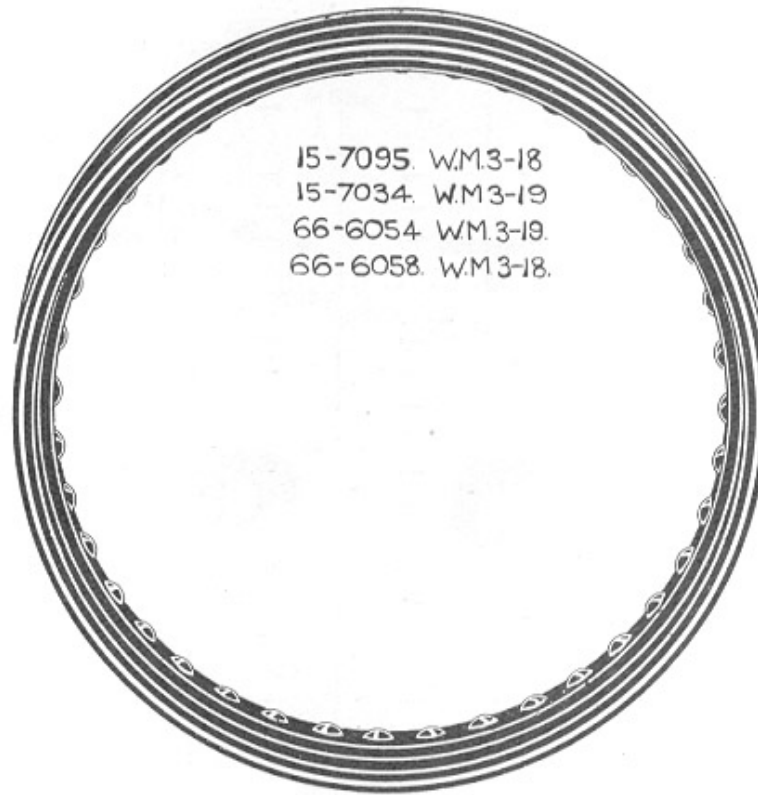
15-7049



24-5510



24-5511



15-7095. W.M.3-18
15-7034. W.M.3-19
66-6054 W.M.3-19.
66-6058. W.M.3-18.



15-7046



24-225



15-7047



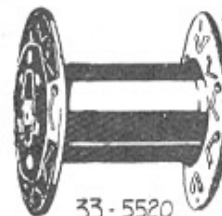
E.B. 113




26-6855



15-6989




33-5520



15-7097 8G x 8 1/4"

26-6824 8G x 8 3/4"



15-7037 10/8G x 8 5/8"

15-7098 8G x 3/16" x 8 3/16"

66-6059 8G x 3/16" x 8 1/4"

NOTE.—Figures in brackets denote number per set, e.g., (2), 2 per set.

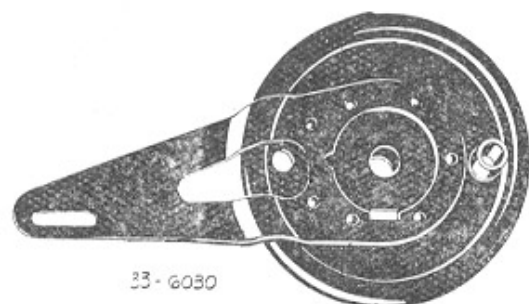
Detachable Wheel—continued.

When no figures in brackets are shown one part constitutes a set.

| DESCRIPTION. | B20. B23. | B21. | B22. | B24. | B25. | B26. | M19. | M20. M21. | M22. | M23. M24. | Y13. | G14. |
|--|--------------|------|------|------|------|------|------------|--------------|------------|--------------|------------|------------|
| Hub Bearing Locknut .. | — | — | — | — | — | — | 26-6861/6 | 26-6861/6 | 26-6861/6 | 26-6861/6 | 26-6861/6 | 26-6861/6 |
| Hub Shell Oil Retaining Cap | — | — | — | — | — | — | 26-6865(2) | 26-6865(2) | 26-6865(2) | 26-6865(2) | 26-6865(2) | 26-6865(2) |
| Hub Shell Dust Cap .. | — | — | — | — | — | — | 15-7051/6 | 15-7051/6 | 15-7051/6 | 15-7051/6 | 15-7051/6 | 15-7051/6 |
| Do. Screw | — | — | — | — | — | — | 24-7065/1 | 24-7065/1 | 24-7065/1 | 24-7065/1 | 24-7065/1 | 24-7065/1 |
| | | | | | | | (4) | (4) | (4) | (4) | (4) | (4) |
| Do. Screw Spring Washer | — | — | — | — | — | — | 24-7068(4) | 24-7068(4) | 24-7068(4) | 24-7068(4) | 24-7068(4) | 24-7068(4) |
| Hub Shell Felt Washer .. | — | — | — | — | — | — | 15-7048 | 15-7048 | 15-7048 | 15-7048 | 15-7048 | 15-7048 |
| Hub Shell Roller Bearing | — | — | — | — | — | — | 26-6890(2) | 26-6890(2) | 26-6890(2) | 26-6890(2) | 26-6890(2) | 26-6890(2) |
| Hub Shell Grease Nipple (angle type). | — | — | — | — | — | — | 35-5016 | 35-5016 | 35-5016 | 35-5016 | 35-5016 | 35-5016 |
| Hub Spindle | — | — | — | — | — | — | 66-6101 | 66-6101 | 66-6101 | 66-6101 | 33-6043/7 | 33-6043/7 |
| Hub Packing Washer .. | — | — | — | — | — | — | 26-6689 | 26-6689 | 26-6689 | 26-6689 | 33-6036 | 33-6036 |
| Hub Chainwheel, with driving studs. | — | — | — | — | — | — | 15-7119 | 15-7119 | 15-7119 | 15-7119 | 33-6025 | 33-6025 |
| Do. (M24 only) | — | — | — | — | — | — | — | — | — | 66-6107 | — | — |
| Rear Brake Drum Flange Bolt. | — | — | — | — | — | — | 33-5530/1 | 33-5530/1 | 33-5530/1 | 33-5530/1 | 33-5530/1 | 33-5530/1 |
| | | | | | | | (3) | (3) | (3) | (3) | (3) | (3) |
| Do. Spring Washer .. | — | — | — | — | — | — | 27-6043(3) | 27-6043(3) | 27-6043(3) | 27-6043(3) | 27-6043(3) | 27-6043(3) |
| Rear Brake Drum Felt Whr. | — | — | — | — | — | — | 15-7059 | 15-7059 | 15-7059 | 15-7059 | 15-7059 | 15-7059 |
| Rear Hub Spigot and Brake Drum Support. | — | — | — | — | — | — | 66-6104 | 66-6104 | 66-6104 | 66-6104 | 15-7083/1 | 15-7083/1 |
| Do. Nut | — | — | — | — | — | — | 66-6105 | 66-6105 | 66-6105 | 66-6105 | 24-6783/6 | 24-6783/6 |
| Do. Spindle Nut | — | — | — | — | — | — | 15-7092 | 15-7092 | 15-7092 | 15-7092 | — | — |
| Chain Adjusting Plate .. | — | — | — | — | — | — | 66-6096/6 | 66-6096/6 | 66-6096/6 | 66-6096/6 | 33-6035/6 | 33-6035/6 |
| Chain Adjuster (right-hand) | — | — | — | — | — | — | 66-4603/6 | 66-4603/6 | 66-4603/6 | 66-4603/6 | M59c | M59c |
| Chain Adjuster Nut .. | — | — | — | — | — | — | — | — | — | — | M60/6 | M60/6 |
| Chain Adjuster Locknut .. | — | — | — | — | — | — | 27-4401/6 | 27-4401/6 | 27-4401/6 | 27-4401/6 | 15-6524/6 | 15-6524/6 |
| REAR WHEEL BRAKE. | | | | | | | | | | | | |
| Rear Brake Cover Plate, complete with fixed fittings. | — | — | — | — | — | — | 66-6098 | 66-6098 | 66-6098 | 66-6098 | 33-6030 | 33-6030 |
| Rear Brake Fulcrum Pin | — | — | — | — | — | — | 33-5544 | 33-5544 | 33-5544 | 33-5544 | 33-5544 | 33-5544 |
| Fulcrum Pin Nut | — | — | — | — | — | — | 15-1455/6 | 15-1455/6 | 15-1455/6 | 15-1455/6 | 15-1455/6 | 15-1455/6 |
| Fulcrum Pin Serrated Whr. | — | — | — | — | — | — | 33-5545/6 | 33-5545/6 | 33-5545/6 | 33-5545/6 | 33-5545/6 | 33-5545/6 |

SEE FURTHER PARTICULARS FOR ORDERING SPARE PARTS ON PAGE 118

DETACHABLE WHEEL.



33-6030



24-7068



M 59 c



15-7051



27-6043



26-6891



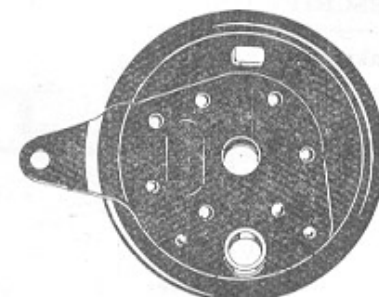
15-7059



66-4503



M60



66-6098.



27-4401



33-5016



15-6524



24-6865



33-6035



66-6096



33-5544



15-1455



24-6783



15-7048



33-6025
15-7119



26-6689
33-6036



26-6890



33-5530



33-5545



66-6105



24-7065
33-6043



66-6107



15-7083



66-6104



15-7092



66-6101



33-6043

NOTE.—Figures in brackets denote number per set, e.g., (2), 2 per set.

Detachable Wheel—continued.

When no figures in brackets are shown one part constitutes a set.

| DESCRIPTION. | B20. B23. | B21. | B22. | B24. | B25. | B26. | M19. | M20. M21. | M22. | M23. M24. | Y13. | G14. |
|---|--------------|-----------|------------|-----------|------|------|-----------------|-----------------|-----------------|-----------------|-----------------|-----------------|
| Rear Brake Cam .. | — | — | — | — | — | — | 24-7127 | 24-7127 | 24-7127 | 24-7127 | 24-7127 | 24-7127 |
| Do. Grease Nipple .. | — | — | — | — | — | — | 28-2080 | 28-2080 | 28-2080 | 28-2080 | 28-2080 | 28-2080 |
| Do. Steady Strap .. | — | — | — | — | — | — | — | — | — | — | 24-6784 | 24-6784 |
| Rear Brake Operating Lever, with stud. | — | — | — | — | — | — | 15-7961 | 15-7961 | 15-7961 | 15-7961 | 33-6040 | 33-6040 |
| Operating Lever Nut .. | — | — | — | — | — | — | EB171/6 | EB171/6 | EB171/6 | EB171/6 | EB171/6 | EB171/6 |
| Operating Lever Washer .. | — | — | — | — | — | — | 15-431/6 | 15-431/6 | 15-431/6 | 15-431/6 | 15-431/6 | 15-431/6 |
| Rear Brake Operating Lever, with stud. | } Required | when foot | plates are | fitted. { | — | — | — | 66-6142 | — | — | — | — |
| Do. Stud Nut .. | | | | | | | — | 66-6143 | — | — | — | — |
| Do. with stud (required when No. 6B chassis is fitted) | | | | | | | — | 15-7963 | — | — | — | — |
| Rear Brake Shoe, with lining | — | — | — | — | — | — | 35-9235(2) | 35-9235(2) | 35-9235(2) | 35-9235(2) | 35-9235(2) | 35-9235(2) |
| Brake Shoe Lining .. | — | — | — | — | — | — | 35-6432(2) | 35-6432(2) | 35-6432(2) | 35-6432(2) | 35-6432(2) | 35-6432(2) |
| Brake Shoe Lining Rivet .. | — | — | — | — | — | — | 35-6436 (14) | 35-6436 (14) | 35-6436 (14) | 35-6436 (14) | 35-6436 (14) | 35-6436 (14) |
| Brake Shoe Spring .. | — | — | — | — | — | — | 35-6440(2) | 35-6440(2) | 35-6440(2) | 35-6440(2) | 35-6440(2) | 35-6440(2) |
| Rear Brake Anchor Plate Strap. | — | — | — | — | — | — | 15-5816 | 15-5816 | 15-5816 | 15-5816 | — | — |
| Rear Anchor Plate Nut .. | — | — | — | — | — | — | — | — | — | — | EA80/6 | EA80/6 |
| Rear Anchor Plate Washer | — | — | — | — | — | — | — | — | — | — | EB76A/6 | EB76A/6 |

When ordering Wheels or Wheel parts particular note should be made as to size of tyre or rim. Also state diameter of Brake Drum.

When ordering wheels or wheel rims, please state finish and colour.

Quote Engine and Frame Numbers, with prefix letters, when ordering spares.

See particulars of equipment on page 208.

DETACHABLE WHEEL.



15-5816



35-9235



66-6142



15-431



EB 76A



EA80



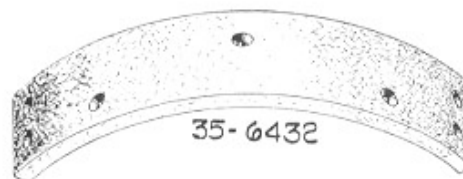
28-2080



35-6436



66-6143



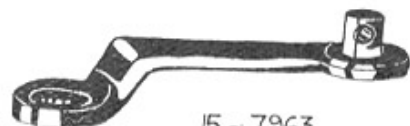
35-6432



EB 171.



35-6440



15-7963



24-7127



15-7961
33-6040



24-6784

NOTE.—Figures in brackets denote number per set, e.g., (2), 2 per set.

FRONT HUB AND WHEEL FITTINGS.

When no figures in brackets are shown one part constitutes a set.

| DESCRIPTION. | B20. B23. | B21. | B22. | B24. | B25. | B26. | M19. | M20. M21. | M22. | M23. M24. | Y13. | G14. |
|--|-----------------|-----------------|-----------------|-----------------|-----------------|-----------------|------|-----------------|------|-----------------|------|------|
| Front Wheel, with WM2-19 rim, with spindle and bearings (less brake and tyre). | 65-5509 | 65-5509 | — | — | — | 65-5513 | — | — | — | — | — | — |
| Front Wheel Rim (WM2-19) | 24-6717 | 24-6717 | — | — | — | 24-6717 | — | — | — | — | — | — |
| Front Wheel Spoke (short) | 24-6774 (20) | 24-6774 (20) | — | — | — | 24-6774 (20) | — | — | — | — | — | — |
| Front Wheel Spoke (long) | 24-7012 (20) | 24-7012 (20) | — | — | — | 24-7012 (20) | — | — | — | — | — | — |
| Front Wheel Spoke Nipple | 27-6810 (40) | 27-6810 (40) | — | — | — | 27-6810 (40) | — | — | — | — | — | — |
| Front Wheel, with WM2-20 rim, with spindle and bearings (less brake and tyre). | — | — | 65-5508 | 65-5511 | — | — | — | — | — | — | — | — |
| Front Wheel Rim (WM2-20) | — | — | 65-5527 | 65-5527 | — | — | — | — | — | — | — | — |
| Front Wheel Spoke (short) | — | — | 65-5536 (20) | 65-5536 (20) | — | — | — | — | — | — | — | — |
| Front Wheel Spoke (long) | — | — | 24-6912 (20) | 24-6912 (20) | — | — | — | — | — | — | — | — |
| Front Wheel Spoke Nipple | — | — | 27-6813 (40) | 27-6813 (40) | — | — | — | — | — | — | — | — |
| Front Wheel, with WM1-21 rim, with spindle and bearings (less brake and tyre). | — | — | — | — | 65-5512 | — | — | — | — | 66-5485 | — | — |
| Front Wheel Rim (WM1-21) | — | — | — | — | 65-5528 | — | — | — | — | 66-5486 | — | — |
| Front Wheel Spoke (short) | — | — | — | — | 27-7018 (20) | — | — | — | — | 66-5490 (20) | — | — |
| Front Wheel Spoke (long) | — | — | — | — | 65-5537 (20) | — | — | — | — | 27-7017 (20) | — | — |
| Front Wheel Spoke Nipple | — | — | — | — | 27-6813 (40) | — | — | — | — | 27-6813 (40) | — | — |
| Front Wheel, with WM3-18 rim, with spindle and bearings (less brake and tyre). | — | — | — | — | — | — | — | 66-5493 | — | — | — | — |
| Front Wheel Rim (WM3-18) | — | — | — | — | — | — | — | 66-5494 | — | — | — | — |
| Front Wheel Spoke (short) | — | — | — | — | — | — | — | 66-5491 (20) | — | — | — | — |

SEE FURTHER PARTICULARS FOR ORDERING SPARE PARTS ON PAGE 126

GEAR RATIOS FOR 1938 B.S.A. MOTOR CYCLES.

| Model. | | | | Standard Sprockets. | | | Suitable Sprockets. | | Gear Ratios. | | | |
|--------|-----------|---------------------|-----|---------------------|---------|----------|---------------------|------------|--------------|------|------|-------|
| 1938 | | | | Home. | Export. | Sidecar. | Comp. No. | No. Teeth. | 4th. | 3rd. | 2nd. | 1st. |
| B20 | 250 c.c. | S.V. Tourer | ... | 17 | 17 | — | 15-1568 | 16 | 7.0 | 9.1 | 14.0 | 20.6 |
| B21 | 250 c.c. | O.H.V. Sports | ... | 18 | 18 | — | 15-1567 | 17 | 6.6 | 8.6 | 13.2 | 19.4 |
| B22 | 250 c.c. | O.H.V. Empire Star | ... | 18 | 18 | — | 15-1566 | 18 | 6.2 | 8.1 | 12.4 | 18.2 |
| B23 | 350 c.c. | S.V. Tourer | ... | 18 | 18 | — | 15-1565 | 19 | 5.9 | 7.7 | 11.8 | 17.25 |
| B24 | 350 c.c. | O.H.V. Empire Star | ... | 18 | 18 | — | 15-1568 | 16 | 6.0 | 7.8 | 12.0 | 17.0 |
| B25 | 350 c.c. | O.H.V. Competition | ... | 16 | 16 | — | 15-1567 | 17 | 5.7 | 7.3 | 11.4 | 17.2 |
| B26 | 350 c.c. | O.H.V. Sports | ... | 17 | 17 | — | 15-1566 | 18 | 5.3 | 6.9 | 10.5 | 15.0 |
| | | | | | | | 15-1565 | 19 | 5.0 | 6.5 | 10.0 | 14.2 |
| | | | | | | | 15-1564 | 20 | 4.8 | 6.2 | 9.5 | 13.5 |
| M19 | 350 c.c. | O.H.V. de Luxe | ... | 18 | 18 | 16 | 15-1568 | 16 | 6.3 | 8.2 | 12.9 | 18.7 |
| M20 | 500 c.c. | S.V. Tourer | ... | 19 | 19 | 17 | 15-1567 | 17 | 5.9 | 7.7 | 12.2 | 17.6 |
| M21 | 600 c.c. | S.V. Tourer | ... | 21 | 21 | 18 | 15-1566 | 18 | 5.6 | 7.3 | 11.5 | 16.7 |
| M22 | 500 c.c. | O.H.V. Sports | ... | 21 | 21 | 18 | 15-1565 | 19 | 5.3 | 7.0 | 10.9 | 15.8 |
| M23 | 500 c.c. | O.H.V. Empire Star | ... | 21 | 21 | 18 | 15-1564 | 20 | 5.0 | 6.6 | 10.3 | 14.9 |
| M24 | 500 c.c. | O.H.V. Gold Star... | ... | 21 | 21 | — | 15-1560 | 21 | 4.8 | 6.3 | 9.9 | 14.3 |
| | | | | | | | 15-1561 | 22 | 4.6 | 5.9 | 9.4 | 13.6 |
| Y13 | 750 c.c. | O.H.V. Vee Twin | ... | 22 | 22 | 20 | 15-1568 | 16 | 6.6 | 8.6 | 13.6 | 19.8 |
| | | | | | | | 15-1567 | 17 | 6.2 | 8.1 | 12.9 | 18.6 |
| | | | | | | | 15-1566 | 18 | 5.9 | 7.7 | 12.2 | 17.6 |
| G14 | 1000 c.c. | S.V. Vee Twin | ... | 23 | 23 | 22 | 15-1565 | 19 | 5.6 | 7.3 | 11.5 | 16.5 |
| | | | | | | | 15-1564 | 20 | 5.3 | 6.9 | 10.9 | 15.8 |
| | | | | | | | 15-1560 | 21 | 5.0 | 6.6 | 10.4 | 15.0 |
| | | | | | | | 15-1561 | 22 | 4.8 | 6.3 | 9.9 | 14.3 |
| | | | | | | | 15-1562 | 23 | 4.6 | 6.0 | 9.5 | 13.7 |

NOTE.—Figures in brackets denote number per set, e.g., (2), 2 per set.






Front Hub and Wheel Fittings—continued.

When no figures in brackets are shown one part constitutes a set.

| DESCRIPTION. | B20. B23. | B21. | B22. | B24. | B25. | B26. | M19. | M20. M21. | M22. | M23. M24. | Y13. | G14. |
|---|--------------------------------|--------------------------------|--------------------------------|------------|------------|------------|-----------------|-----------------|-----------------|-----------------|------|------|
| Front Wheel Spoke (long) . . | — | — | — | — | — | — | — | 15-7072 (20) | — | — | — | — |
| Front Wheel Spoke Nipple | — | — | — | — | — | — | — | 27-6813 (40) | — | — | — | — |
| Front Wheel, with WM3-19 rim, with spindle and bear- ings (less brake and tyre) | — | — | — | — | — | — | 66-5481 | 66-5481 | 66-5481 | — | — | — |
| Front Wheel Rim (WM3-19) | — | — | — | — | — | — | 66-5482 | 66-5482 | 66-5482 | — | — | — |
| Front Wheel Spoke (short) | — | — | — | — | — | — | 24-6899 (20) | 24-6899 (20) | 24-6899 (20) | — | — | — |
| Front Wheel Spoke (long) | ×— | — | — | — | — | — | 24-7012 (20) | 24-7012 (20) | 24-7012 (20) | — | — | — |
| Front Wheel Spoke Nipple | — | — | — | — | — | — | 27-6813 (40) | 27-6813 (40) | 27-6813 (40) | — | — | — |
| Front Wheel, with WM1-20 rim, with spindle and bear- ings (less brake). | — | — | — | — | — | — | — | — | — | 15-6994 | — | — |
| Front Wheel Rim | — | — | — | — | — | — | — | — | — | 15-6995 | — | — |
| Front Wheel Spoke (short) | — | — | — | — | — | — | — | — | — | 24-6913 (20) | — | — |
| Front Wheel Spoke (long) | — | — | — | — | — | — | — | — | — | 27-7013 (20) | — | — |
| Front Wheel Spoke Nipple | — | — | — | — | — | — | — | — | — | 27-6813 (40) | — | — |
| Front Hub, with spindle and bearings (less brake). | 65-5555 | 65-5555 | 65-5555 | 65-5561 | 65-5561 | 65-5561 | 24-7135 | 24-7135 | 24-7135 | 24-7135 | — | — |
| Front Hub only, with fittings | 29-5607 | 29-5607 | 29-5607 | 65-5560 | 65-5560 | 65-5560 | 24-7136 | 24-7136 | 24-7136 | 24-7136 | — | — |
| Front Hub Cup | 29-5701(2) | 29-5701(2) | 29-5701(2) | — | — | — | — | — | — | — | — | — |
| Front Hub Cone | 29-5700 | 29-5700 | 29-5700 | — | — | — | — | — | — | — | — | — |
| Front Hub Cone (adjusting) | 29-6153 | 29-6153 | 29-6153 | — | — | — | — | — | — | — | — | — |
| Front Hub Ball | $\frac{5}{16}$ " diam. (20) | $\frac{5}{16}$ " diam. (20) | $\frac{5}{16}$ " diam. (20) | — | — | — | — | — | — | — | — | — |
| Front Hub Roller Bearing | — | — | — | 24-7058(2) | 24-7058(2) | 24-7058(2) | 24-6860(2) | 24-6860(2) | 24-6860(2) | 24-6860(2) | — | — |
| Front Hub Felt Washer Re- taining Ring (right-hand). | — | — | — | — | — | — | 24-6841 | 24-6841 | 24-6841 | 24-6841 | — | — |
| Do. (left-hand) | — | — | — | — | — | — | 24-6846 | 24-6846 | 24-6846 | 24-6846 | — | — |








SEE FURTHER PARTICULARS FOR ORDERING SPARE PARTS ON PAGE 126.

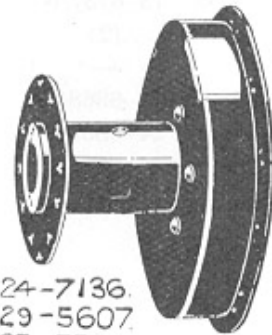
FRONT HUB AND WHEEL FITTINGS.

| | | |
|---|---------|------------------|
|  | 15-7072 | 10 G. X 8 1/4" |
|  | 24-6899 | 10/8 G X 6 3/4" |
|  | 24-6913 | 10/8 G X 7 1/4" |
|  | 66-5490 | 10/8 G X 7 3/4" |
|  | 66-5491 | 10/8 G X 6 3/16" |

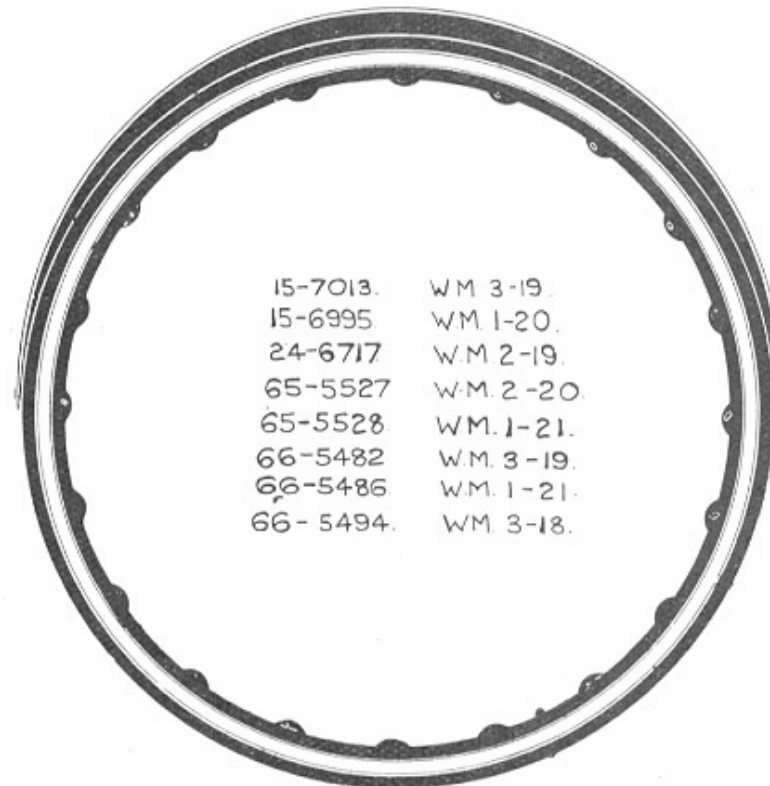


27-6810
27-6813

| | | | |
|---|---------|-------|---------|
|  | 24-6774 | 10 G. | 7 3/16" |
|  | 65-5536 | 10 G. | 7 5/8" |
|  | 27-7018 | 10 G. | 8 1/8" |
|  | 24-7012 | 10 G. | 8 3/4" |
|  | 24-6912 | 10 G. | 9 1/4" |
|  | 65-5537 | 10 G. | 9 3/4" |
|  | 27-7013 | 10 G. | 9 3/8" |
| | 27-7017 | 10 G. | 9 7/8" |



24-7136.
29-5607.
65-5560.



15-7013. WM 3-19.
15-6995 WM 1-20.
24-6717 WM 2-19.
65-5527 WM 2-20.
65-5528 WM 1-21.
66-5482 WM 3-19.
66-5486 WM 1-21.
66-5494 WM 3-18.



24-6841
24-6846



29-5700



29-5701



65-6153



24-6860
24-7058

NOTE.—Figures in brackets denote number per set, e.g., (2), 2 per set.

Front Hub and Wheel Fittings—continued.

When no figures in brackets are shown one part constitutes a set.

| DESCRIPTION. | B20. B23. | B21. | B22. | B24. | B25. | B26. | M19. | M20. M21. | M22. | M23. M24. | Y13. | G14. |
|---|------------------|------------------|------------------|------------------|------------------|------------------|------------------|------------------|------------------|------------------|------|------|
| Front Hub Felt Washer .. | 24-7047(2) | 24-7047(2) | 24-7047(2) | 24-7047(2) | 24-7047(2) | 24-7047(2) | 24-6792(2) | 24-6792(2) | 24-6792(2) | 24-6792(2) | — | — |
| Felt Washer Retaining Cap | 29-5710(2) | 29-5710(2) | 29-5710(2) | 29-5710(2) | 29-5710(2) | 29-5710(2) | — | — | — | — | — | — |
| Felt Washer Retaining Whr. | 29-5715(2) | 29-5715(2) | 29-5715(2) | 29-5715(2) | 29-5715(2) | 29-5715(2) | — | — | — | — | — | — |
| Front Hub Dust Cap .. | — | — | — | — | — | — | 24-6999 | 24-6999 | 24-6999 | 24-6999 | — | — |
| Dust Cap Screw | — | — | — | — | — | — | 24-7065/1 (4) | 24-7065/1 (4) | 24-7065/1 (4) | 24-7065/1 (4) | — | — |
| Dust Cap Spring Washer .. | — | — | — | — | — | — | 24-7068(4) | 24-7068(4) | 24-7068(4) | 24-7068(4) | — | — |
| Front Hub Grease Nipple (angle type). | 35-5016 | 35-5016 | 35-5016 | 35-5016 | 35-5016 | 35-5016 | 35-5016 | 35-5016 | 35-5016 | 35-5016 | — | — |
| Front Hub Oil Retaining Wr. | 29-5905 | 29-5905 | 29-5905 | 29-5905 | 29-5905 | 29-5905 | — | — | — | — | — | — |
| Front Hub Spindle .. | 65-5566 | 65-5566 | 65-5566 | 24-6984/6 | 24-6984/6 | 24-6984/6 | 15-7018/6 | 15-7018/6 | 15-7018/6 | 15-7018/6 | — | — |
| Front Hub Spindle Nut .. | 27-6732/6 (2) | 27-6732/6 (2) | 27-6732/6 (2) | 27-6732/6 (2) | 27-6732/6 (2) | 27-6732/6 (2) | 15-6737/6 (2) | 15-6737/6 (2) | 15-6737/6 (2) | 15-6737/6 (2) | — | — |
| Front Hub Spindle Locknut | 27-6716/6 | 27-6716/6 | 27-6716/6 | 27-6716/6 | 27-6716/6 | 27-6716/6 | — | — | — | — | — | — |
| Front Hub Bearing Locknut | — | — | — | — | — | — | 24-6868/6 | 24-6868/6 | 24-6868/6 | 24-6868/6 | — | — |
| Do. Adjusting Sleeve .. | — | — | — | 65-5670(2) | 65-5670(2) | 65-5670(2) | 24-6867/6 | 24-6867/6 | 24-6867/6 | 24-6867/6 | — | — |
| Do. Adjusting Sleeve L'nut | — | — | — | — | — | — | 24-6994/6 | 24-6994/6 | 24-6994/6 | 24-6994/6 | — | — |
| Front Hub Distance Piece | 29-5690/6 | 29-5690/6 | 29-5690/6 | 29-5690/6 | 29-5690/6 | 29-5690/6 | 24-7051/6 | 24-7051/6 | 24-7051/6 | 24-7051/6 | — | — |
| FRONT WHEEL BRAKE. | | | | | | | | | | | | |
| Front Wheel Cover Plate, complete with fixed fittings. | 65-5649 | 65-5649 | 65-5649 | 65-5649/3 | — | 65-5649 | 15-7105 | 15-7105 | 15-7105 | — | — | — |
| Do. with chromium plated rim). | — | — | — | — | 65-5649/3 | — | — | — | — | 15-7105/3 | — | — |
| Front Brake Shoe, with lining (right-hand). | 24-7767 | 24-7767 | 24-7767 | 24-7767 | 24-7767 | 24-7767 | 35-9235 | 35-9235 | 35-9235 | 35-9235 | — | — |
| Do. (left-hand) | 24-7768 | 24-7768 | 24-7768 | 24-7768 | 24-7768 | 24-7768 | 35-9235 | 35-9235 | 35-9235 | 35-9235 | — | — |
| Brake Shoe Lining | 24-7775(2) | 24-7775(2) | 24-7775(2) | 24-7775(2) | 24-7775(2) | 24-7775(2) | 35-6432(2) | 35-6432(2) | 35-6432(2) | 35-6432(2) | — | — |
| Brake Shoe Lining Rivet | 24-7990 (14) | 24-7990 (14) | 24-7990 (14) | 24-7990 (14) | 24-7990 (14) | 24-7990 (14) | 35-6436 (14) | 35-6436 (14) | 35-6436 (14) | 35-6436 (14) | — | — |
| Brake Shoe Spring | 24-7810(2) | 24-7810(2) | 24-7810(2) | 24-7810(2) | 24-7810(2) | 24-7810(2) | 35-6440(2) | 35-6440(2) | 35-6440(2) | 35-6440(2) | — | — |
| Front Brake Cam | 24-8016 | 24-8016 | 24-8016 | 24-8016 | 24-8016 | 24-8016 | 24-7127 | 24-7127 | 24-7127 | 24-7127 | — | — |
| Brake Cam Grease Nipple | 28-2080 | 28-2080 | 28-2080 | 28-2080 | 28-2080 | 28-2080 | 28-2080 | 28-2080 | 28-2080 | 28-2080 | — | — |
| Front Brake Operating Lever | 65-5667 | 65-5667 | 65-5667 | 65-5667 | 65-5667 | 65-5667 | 24-7802 | 24-7802 | 24-7802 | 24-7802 | — | — |

SEE FURTHER PARTICULARS FOR ORDERING SPARE PARTS ON PAGE 126.

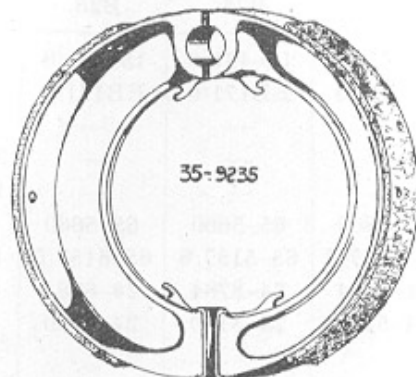
FRONT HUB AND WHEEL FITTINGS.



65-5649



24-7990
35-6436



35-9235



15-7105




35-6432



15-6737



65-5670



24-7775



15-7018 24-6984



27-6716



24-6868



24-7127



65-5566



24-8016



24-6954



27-6732



24-7051



24-7068



24-7065



24-6867



29-5905



35-5016



28-2080



24-7810



35-6440



29-5715



24-7047
24-6792



24-7802



24-7768 LTHP 24-7767 RTHP



65-5667



24-6999



29-5690



29-5710

NOTE.—Figures in brackets denote number per set, e.g., (2), 2 per set.

Front Hub and Wheel Fittings—continued.

When no figures in brackets are shown one part constitutes a set.

| DESCRIPTION. | B20. B23. | B21. | B22. | B24. | B25. | B26. | M19. | M20. M21. | M22. | M23. M24. | Y13. | G14. |
|--|--------------|-----------|-----------|-----------|-----------|-----------|-----------|--------------|-----------|--------------|------|------|
| Operating Lever Washer .. | 15-431/6 | 15-431/6 | 15-431/6 | 15-431/6 | 15-431/6 | 15-431/6 | 15-431/6 | 15-431/6 | 15-431/6 | 15-431/6 | — | — |
| Operating Lever Nut .. | EB171/6 | EB171/6 | EB171/6 | EB171/6 | EB171/6 | EB171/6 | EB171/6 | EB171/6 | EB171/6 | EB171/6 | — | — |
| Front Brake Fulcrum Pin | — | — | — | — | — | — | 33-5544 | 33-5544 | 33-5544 | 33-5544 | — | — |
| Fulcrum Pin Washer .. | — | — | — | — | — | — | 33-5545/6 | 33-5545/6 | 33-5545/6 | 33-5545/6 | — | — |
| Fulcrum Pin Nut .. | — | — | — | — | — | — | 15-1455/6 | 15-1455/6 | 15-1455/6 | 15-1455/6 | — | — |
| Front Brake Anchor Strap | 65-5660 | 65-5660 | 65-5660 | 65-5660 | 65-5660 | 65-5660 | — | — | — | — | — | — |
| Front Brake Anchor Bolt | 65-5157/6 | 65-5157/6 | 65-5157/6 | 65-5157/6 | 65-5157/6 | 65-5157/6 | 15-7104/6 | 15-7104/6 | 15-7104/6 | 15-7104/6 | — | — |
| Do. Washer .. | 24-8784 | 24-8784 | 24-8784 | 24-8784 | 24-8784 | 24-8784 | EA129/6 | EA129/6 | EA129/6 | EA129/6 | — | — |
| Do. Nut .. | 24-5160 | 24-5160 | 24-5160 | 24-5160 | 24-5160 | 24-5160 | EA82/6 | EA82/6 | EA82/6 | EA82/6 | — | — |
| SPEEDOMETER INTERNAL DRIVE. | | | | | | | | | | | | |
| Speedometer Drive Cover Plug (when speedometer is not fitted). | 24-7132 | 24-7132 | 24-7132 | 24-7132 | 24-7132 | 24-7132 | 24-7132 | 24-7132 | 24-7132 | 24-7132 | — | — |
| Speedometer Driving Wheel | 29-5900 | 29-5900 | 29-5900 | 29-5900 | 29-5900 | 29-5900 | 24-7087 | 24-7087 | 24-7087 | 24-7087 | — | — |
| Speedometer Driving Pinion (21T.). | — | — | — | 15-6934 | 15-6934 | 15-6934 | — | — | — | — | — | — |
| Do. (22T.) .. | 15-6935 | 15-6935 | 15-6935 | 15-6935 | 15-6935 | 15-6935 | — | — | — | — | — | — |
| Do. (23T.) .. | 15-6936 | 15-6936 | 15-6936 | — | — | — | 15-6936 | 15-6936 | 15-6936 | 15-6936 | — | — |
| Speedometer Pinion Peg .. | 15-6939 | 15-6939 | 15-6939 | 15-6939 | 15-6939 | 15-6939 | 15-6939 | 15-6939 | 15-6939 | 15-6939 | — | — |
| Speedometer Drive Gearbox | 29-5877 | 29-5877 | 29-5877 | 29-5877 | 29-5877 | 29-5877 | 29-5877 | 29-5877 | 29-5877 | 29-5877 | — | — |
| Gearbox Adjusting Sleeve | 24-5510/1 | 24-5510/1 | 24-5510/1 | 24-5510/1 | 24-5510/1 | 24-5510/1 | 24-5510/1 | 24-5510/1 | 24-5510/1 | 24-5510/1 | — | — |
| Adjusting Sleeve Locknut | 24-5511/1 | 24-5511/1 | 24-5511/1 | 24-5511/1 | 24-5511/1 | 24-5511/1 | 24-5511/1 | 24-5511/1 | 24-5511/1 | 24-5511/1 | — | — |
| Adjusting Sleeve Clip .. | 15-6989 | 15-6989 | 15-6989 | 15-6989 | 15-6989 | 15-6989 | 15-6989 | 15-6989 | 15-6989 | 15-6989 | — | — |
| Sleeve Clip Bolt .. | 24-225/6 | 24-225/6 | 24-225/6 | 24-225/6 | 24-225/6 | 24-225/6 | 24-225/6 | 24-225/6 | 24-225/6 | 24-225/6 | — | — |
| Sleeve Clip Bolt Nut .. | EB113/6 | EB113/6 | EB113/6 | EB113/6 | EB113/6 | EB113/6 | EB113/6 | EB113/6 | EB113/6 | EB113/6 | — | — |

When ordering Wheels or Wheel parts particular note should be made as to size of tyre or rim. Also state diameter of Brake Drum.

When ordering wheels or wheel rims, please state finish and colour.

Quote Engine and Frame Numbers, with prefix letters, when ordering spares.

See particulars of equipment on page 208.

FRONT HUB AND WHEEL FITTINGS.



15-7104



EB 113



15-6989




29-5877



24-5510



24-5511



65-5660



15-6939



EA 129
15-431



24-8784



24-7132



24-7087 70T
29-5900 67T



15-6936-23T
5-6934 21T
15-6935 22T



33-5545



EB 171

15-1455
24-5160
EA 82



65-5157



33-5544



24-225

NOTE — Figures in brackets denote number per set. e.g., (2), 2 per set.



REAR HUB AND WHEEL FITTINGS.

When no figures in brackets are shown one part constitutes a set.

| DESCRIPTION. | B20. B23. | B21. | B22. | B24. | B25. | B26. | M19. | M20. M21. | M22. | M23. M24. | Y13. | G14. |
|---|--------------------------------|--------------------------------|--------------------------------|-----------------|-----------------|-----------------|------|--------------|------|--------------|------|------|
| Rear Wheel, with WM2-19 rim, with spindle and bearings (less brake and tyre). | 65-6003 | 65-6003 | 65-6004 | 65-6010 | — | 65-6013 | — | — | — | — | — | — |
| Rear Wheel Rim (WM2-19) | 65-6014 | 65-6014 | 65-6015 | 65-6015 | — | 65-6014 | — | — | — | — | — | — |
| Rear Wheel Spoke (right-hand). | 24-7012 (20) | 24-7012 (20) | 24-7012 (20) | 24-7012 (20) | — | 24-7012 (20) | — | — | — | — | — | — |
| Rear Wheel Spoke (left-hand). | 65-6027 (20) | 65-6027 (20) | 65-6027 (20) | 65-6027 (20) | — | 65-6027 (20) | — | — | — | — | — | — |
| Rear Wheel Spoke Nipple | 27-6810 (40) | 27-6810 (40) | 27-6813 (40) | 27-6813 (40) | — | 27-6810 (40) | — | — | — | — | — | — |
| Rear Wheel, with WM3-19 rim, with spindle and bearings (less brake and tyre). | — | — | — | — | 65-6020 | — | — | — | — | — | — | — |
| Rear Wheel Rim (WM3-19) | — | — | — | — | 65-6021 | — | — | — | — | — | — | — |
| Rear Wheel Spoke (right-hand). | — | — | — | — | 24-7012 (20) | — | — | — | — | — | — | — |
| Rear Wheel Spoke (left-hand). | — | — | — | — | 65-6027 (20) | — | — | — | — | — | — | — |
| Rear Wheel Spoke Nipple | — | — | — | — | 27-6813 (40) | — | — | — | — | — | — | — |
| Rear Hub, complete with chainwheel, with spindle bearings (less brake). | 65-6113 | 65-6113 | 65-6113 | 65-6114 | 65-6114 | 65-6114 | — | — | — | — | — | — |
| Rear Hub, with chainwheel only, complete with cups. | 65-6126 | 65-6126 | 65-6126 | — | — | — | — | — | — | — | — | — |
| Do. complete with bearings | — | — | — | 65-6162 | 65-6162 | 65-6162 | — | — | — | — | — | — |
| Rear Hub Cup | 29-5701(2) | 29-5701(2) | 29-5701(2) | — | — | — | — | — | — | — | — | — |
| Rear Hub Cone | 29-5700 | 29-5700 | 29-5700 | — | — | — | — | — | — | — | — | — |
| Rear Hub Cone (adjusting) | 29-6153 | 29-6153 | 29-6153 | — | — | — | — | — | — | — | — | — |
| Rear Hub Ball | $\frac{5}{16}$ " diam. (20) | $\frac{5}{16}$ " diam. (20) | $\frac{5}{16}$ " diam. (20) | — | — | — | — | — | — | — | — | — |
| Rear Hub Bearing | — | — | — | 24-7058(2) | 24-7058(2) | 24-7058(2) | — | — | — | — | — | — |
| Rear Hub Felt Washer .. | 24-7047(2) | 24-7047(2) | 24-7047(2) | 24-7047(2) | 24-7047(2) | 24-7047(2) | — | — | — | — | — | — |
| Rear Hub Felt Retaining Cup | 29-5710(2) | 29-5710(2) | 29-5710(2) | 29-5710(2) | 29-5710(2) | 29-5710(2) | — | — | — | — | — | — |
| Do. Washer | 29-5715(2) | 29-5715(2) | 29-5715(2) | 29-5715(2) | 29-5715(2) | 29-5715(2) | — | — | — | — | — | — |
| Rear Hub Oil Retaining Wr. | 29-5905 | 29-5905 | 29-5905 | 29-5905 | 29-5905 | 29-5905 | — | — | — | — | — | — |

SEE FURTHER PARTICULARS FOR ORDERING SPARE PARTS ON PAGE 130

REAR HUB AND WHEEL FITTINGS.



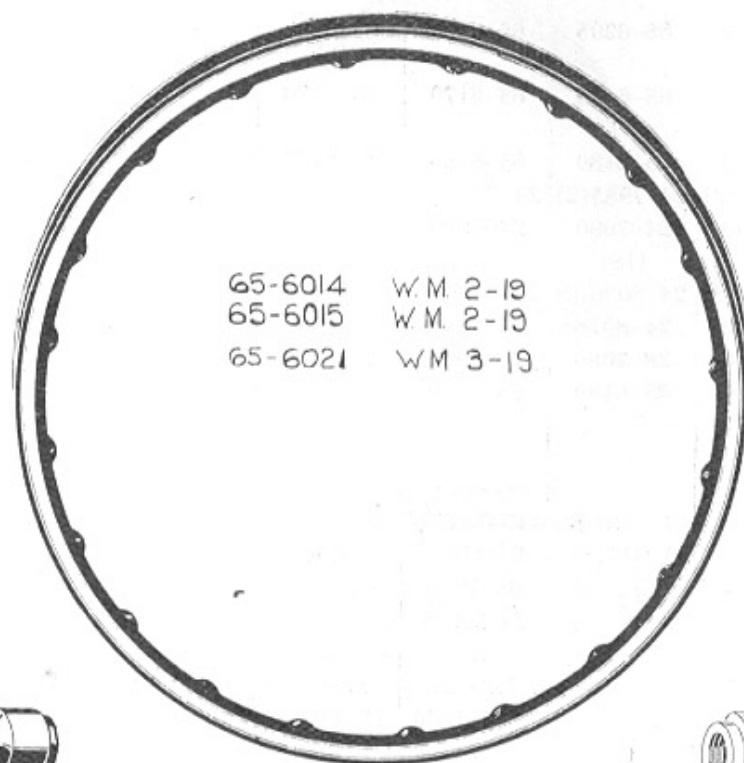
29-5715



27-6810
27-6813



29-5701



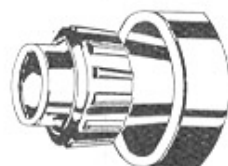
24-7047



29-5710



29-5905




24-7058



29-5700



29-6153



65-6126
65-6162

NOTE.—Figures in brackets denote number per set, e.g., (2), 2 per set.

Rear Hub and Wheel Fittings—continued.

When no figures in brackets are shown one part constitutes a set.

| DESCRIPTION. | B20. B23. | B21. | B22. | B24. | B25. | B26. | M19. | M20. M21. | M22. | M23. M24. | Y13. | G14. |
|--|------------------|-----------------------------|------------------|------------------|------------------|------------------|------|--------------|------|--------------|------|------|
| Rear Hub Adjusting Sleeve | — | — | — | 65-5670(2) | 65-5670(2) | 65-5670(2) | — | — | — | — | — | — |
| Rear Hub Spindle | 65-6166 | 65-6166 | 65-6166 | 65-6166 | 65-6166 | 65-6166 | — | — | — | — | — | — |
| Rear Hub Adjusting Plate | 27-6738(2) | 27-6738(2) | 27-6738(2) | 27-6738(2) | 27-6738(2) | 27-6738(2) | — | — | — | — | — | — |
| Rear Hub Spindle Nut .. | 24-5919/6 (2) | 24-5919/6 (2) | 24-5919/6 (2) | 24-5919/6 (2) | 24-5919/6 (2) | 24-5919/6 (2) | — | — | — | — | — | — |
| Rear Hub Spindle Locknut | 27-6716/6 | 27-6716/6 | 27-6716/6 | 27-6716/6 | 27-6716/6 | 27-6716/6 | — | — | — | — | — | — |
| Rear Hub Grease Nipple.. | 35-5016 | 35-5016 | 35-5016 | 35-5016 | 35-5016 | 35-5016 | — | — | — | — | — | — |
| REAR WHEEL BRAKE. | | | | | | | | | | | | |
| Rear Brake Cover Plate, with fixed fittings only. | 65-6200 | 65-6200 | 65-6200 | 65-6205 | 65-6205 | 65-6205 | — | — | — | — | — | — |
| Rear Brake Shoe, with lining (right-hand). | 24-7767 | 24-7767 | 24-7767 | 65-6179 | 65-6179 | 65-6179 | — | — | — | — | — | — |
| Do. (left-hand) | 24-7768 | 24-7768 | 24-7768 | 65-6180 | 65-6180 | 65-6180 | — | — | — | — | — | — |
| Brake Shoe Lining | 24-7775(2) | 24-7775(2) | 24-7775(2) | 24-7985(2) | 24-7985(2) | 24-7985(2) | — | — | — | — | — | — |
| Brake Shoe Lining Rivet.. | 24-7990 (14) | 24-7990 (14) | 24-7990 (14) | 24-7990 (18) | 24-7990 (18) | 24-7990 (18) | — | — | — | — | — | — |
| Brake Shoe Spring | 24-7810(2) | 24-7810(2) | 24-7810(2) | 24-8036(2) | 24-8036(2) | 24-8036(2) | — | — | — | — | — | — |
| Rear Brake Cam | 24-8016 | 24-8016 | 24-8016 | 24-8016 | 24-8016 | 24-8016 | — | — | — | — | — | — |
| Cam Grease Nipple | 28-2080 | 28-2080 | 28-2080 | 28-2080 | 28-2080 | 28-2080 | — | — | — | — | — | — |
| Rear Brake Operating Lever, with stud. | 65-6189 | 65-6189 | 65-6189 | 65-6189 | 65-6189 | 65-6189 | — | — | — | — | — | — |
| Do. (required when foot- plates are fitted). | 65-6186 | — | — | — | — | — | — | — | — | — | — | — |
| Operating Lever Washer .. | 15-431/6 | 15-431/6 | 15-431/6 | 15-431/6 | 15-431/6 | 15-431/6 | — | — | — | — | — | — |
| Operating Lever Nut | EB171/6 | EB171/6 | EB171/6 | EB171/6 | EB171/6 | EB171/6 | — | — | — | — | — | — |
| Rear Brake Anchor Plate Stp. | 65-7024 | 65-7024 | 65-7024 | 65-7024 | 65-7026 | 65-7024 | — | — | — | — | — | — |
| Anchor Plate Strap Bolt .. | 24-209/6 (2) | 24-209/6 (2) | 24-209/6 (2) | 24-209/6 (2) | 24-209/6 (2) | 24-209/6 (2) | — | — | — | — | — | — |
| Anchor Plate Strap Bolt Wr. | E28(2) | E28(2) | E28(2) | E28(2) | E28(2) | E28(2) | — | — | — | — | — | — |
| Anchor Plate Strap Bolt Nut | 15-1166/6 (2) | 15-1166/6 (2) | 15-1166/6 (2) | 15-1166/6 (2) | 15-1166/6 (2) | 15-1166/6 (2) | — | — | — | — | — | — |
| Do. Split Pin | 15-1266(2) | 15-1266(2) | 15-1266(2) | 15-1266(2) | 15-1266(2) | 15-1266(2) | — | — | — | — | — | — |
| Anchor Plate and Frame Plate | 65-7023 | When footplates are fitted. | | | | | — | — | — | — | — | — |
| Do. Bolt | 65-6197/6 | | | | | | — | — | — | — | — | — |
| Do. Screw | 15-7354/6 | | | | | | — | — | — | — | — | — |

When ordering wheels or wheel rims, please state finish and colour.

See particulars of equipment on page 208.

NOTE.—Figures in brackets denote number per set, e.g., (2), 2 per set.

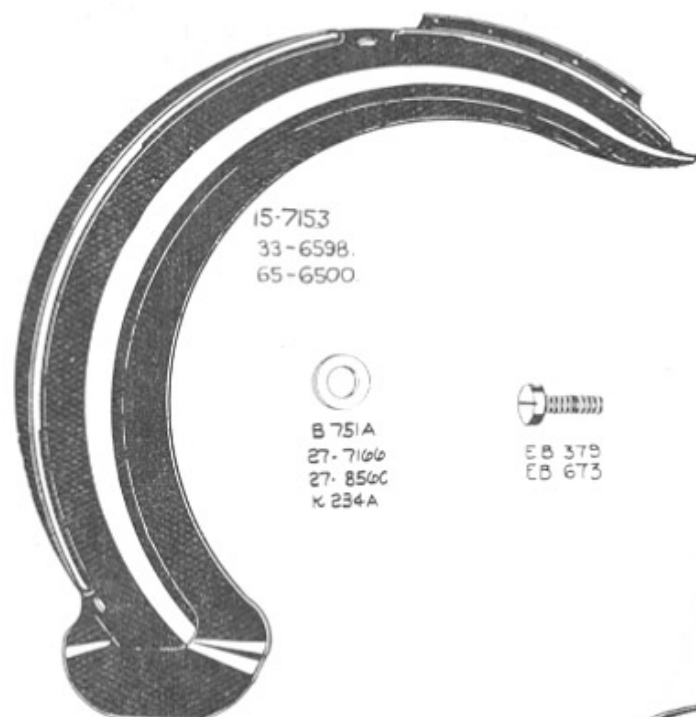
FRONT MUDGUARD AND FITTINGS.

When no figures in brackets are shown one part constitutes a set

| DESCRIPTION. | B20. B23. | B21. | B22. | B24. | B25. | B26. | M19. | M20. M21. | M22. | M23. M24. | Y13. | G14. |
|---|------------------|------------------|------------------|------------------|------------------|------------------|------------------|------------------|------------------|------------------|------------------|------------------|
| Front Mudguard, with fixed fittings only. | 65-6506 | 65-6506 | 65-6510 | 65-6510 | 65-6521 | 65-6510 | 66-6529 | 66-6529 | 66-6529 | 66-6529 | — | — |
| Do. (M24 Comp. Model only) | — | — | — | — | — | — | — | — | — | 66-6555 | — | — |
| Do. (valanced type) .. | — | — | — | — | — | — | 15-7153 | 15-7153 | 15-7153 | 15-7153 | 33-6598 | 33-6598 |
| Do. (G.P.O.) | 65-6500 | — | — | — | — | — | — | — | — | — | — | — |
| Front Mudguard Washer .. | — | — | — | — | — | — | 27-7166 | 27-7166 | 27-7166 | 27-7166 | — | — |
| Front Mudguard Stay .. | 65-6512(2) | 65-6512(2) | 65-6512 | 65-6512 | 65-6522 | 65-6512 | 66-6540 | 66-6540 | 66-6540 | 66-6540 | — | — |
| Do. (M24 Comp. Model only) | — | — | — | — | — | — | — | — | — | 65-6522 | — | — |
| Do. (G.P.O.) | 65-6513(2) | — | — | — | — | — | — | — | — | — | — | — |
| Do. (for valanced type) .. | — | — | — | — | — | — | 15-7195 | 15-7195 | 15-7195 | 15-7195 | 33-6599 | 33-6599 |
| Front Mudguard Stay Plate | — | — | — | — | — | — | 15-7160/6 (2) | 15-7160/6 (2) | 15-7160/6 (2) | 15-7160/6 (2) | 15-7160/6 (2) | 15-7160/6 (2) |
| Stay Plate Bolt | 15-7161/6 (4) | 15-7161/6 (4) | 15-7161/6 (2) | 15-7161/6 (2) | 15-7161/3 (2) | 15-7161/6 (2) | 15-7161/6 (2) | 15-7161/6 (2) | 15-7161/6 (2) | 15-7161/6 (2) | 15-7161/6 (2) | 15-7161/6 (2) |
| Stay Plate Bolt Washer .. | B751A (4) | B751A (4) | B751A (2) | B751A (2) | 15-7160/6 (2) | B751A (2) | 27-8560/6 (2) | 27-8560/6 (2) | 27-8560/6 (2) | 27-8560/6 (2) | 27-8560/6 (2) | 27-8560/6 (2) |
| Do. (M24 Comp. Model only) | — | — | — | — | — | — | — | — | — | 15-7160/6 (2) | — | — |
| Stay Plate Bolt Spring Whr. | K197(4) | K197(4) | K197(2) | K197(2) | K197(2) | K197(2) | K197(2) | K197(2) | K197(2) | K197(2) | K197(2) | K197(2) |
| Stay Plate Bolt Nut .. | EB113/6 (4) | EB113/6 (4) | EB113/6 (2) | EB113/6 (2) | EB113/6 (2) | EB113/6 (2) | EB113/6 (2) | EB113/6 (2) | EB113/6 (2) | EB113/6 (2) | EB113/6 (2) | EB113/6 (2) |
| Front Mudguard Stay Bolt | K132A/6(2) | K132A/6(2) | K132A/6(2) | K132A/6(2) | K132A/6(2) | K132A/6(2) | K132A/6(2) | K132A/6(2) | K132A/6(2) | K132A/6(2) | B751/6(2) | B751/6(2) |
| Stay Bolt Washer | — | — | — | — | — | — | K234A/6(2) | K234A/6(2) | K234A/6(2) | K234A/6(2) | B751A/6(2) | B751A/6(2) |
| Stay Bolt Nut | EB102/6 (2) | EB102/6 (2) | M263/6 (2) | M263/6 (2) | M263/6 (2) | M263/6 (2) | EB102/6 (2) | EB102/6 (2) | EB102/6 (2) | EB102/6 (2) | EB102/6 (2) | EB102/6 (2) |
| Front Mudguard Bottom Stay Bolt. | 24-7148/6 (2) | 24-7148/6 (2) | — | — | — | — | — | — | — | — | — | — |
| Bottom Stay Bolt Nut .. | EA111/6 (2) | EA111/6 (2) | — | — | — | — | — | — | — | — | — | — |
| Front Number Plate .. | 65-6519 | 65-6519 | 65-6519 | 65-6519 | 65-6519 | 65-6519 | 31-6525 | 31-6525 | 31-6525 | 31-6525 | 31-6525 | 31-6525 |
| Do. (B20, G.P.O. and M24 Comp. Model only). | 65-6518 | — | — | — | — | — | — | — | — | 65-6519 | — | — |
| Front Number Plate Screw | EB379/6(2) | EB379/6(2) | EB379/6(2) | EB379/6(2) | EB379/6(2) | EB379/6(2) | EB673/6(4) | EB673/6(4) | EB673/6(4) | EB673/6(4) | EB673/6(4) | EB673/6(4) |
| Do. (B20, G.P.O. and M24 Comp. Model only). | EB673(4) | — | — | — | — | — | — | — | — | EB379/6 (2) | — | — |
| Do. Nut | 25-7151(2) | 25-7151(2) | 25-7151(2) | 25-7151(2) | 25-7151(2) | 25-7151(2) | 25-7151(4) | 25-7151(4) | 25-7151(4) | 25-7151(4) | 25-7151(4) | 25-7151(4) |

SEE FURTHER PARTICULARS FOR ORDERING SPARE PARTS ON PAGE 136.

FRONT MUDGUARD AND FITTINGS.



B 751A
27-7166
27-856C
K 234A




EB 379
EB 673



31-6525



65-6519



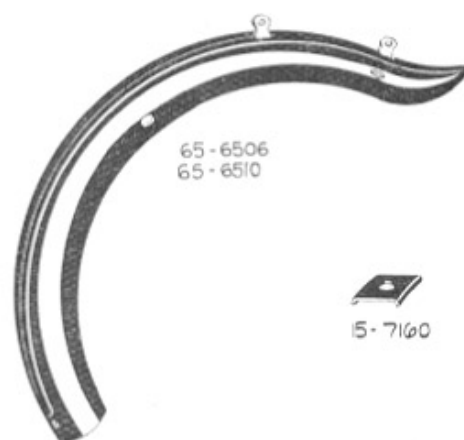
K 197



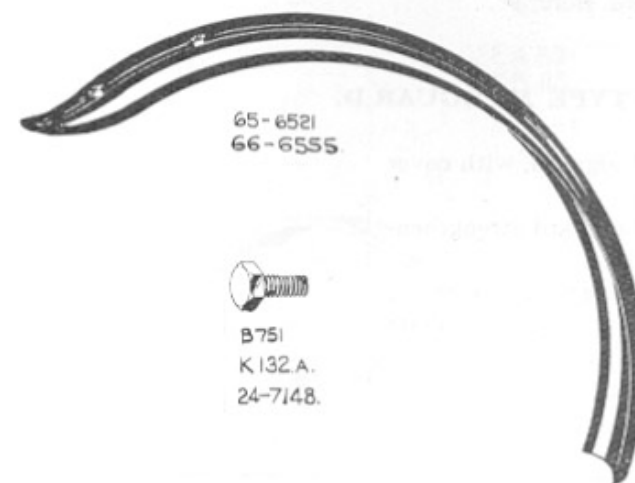
25-7151
EA 111
EB 102
EB 113
M 263



15-7161



15-7160



B 751
K 132.A.
24-7148.

NOTE.—Figures in brackets denote number per set, e.g., (2), 2 per set.

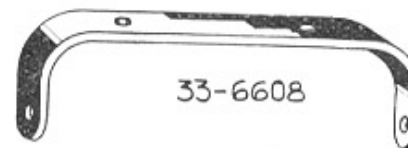

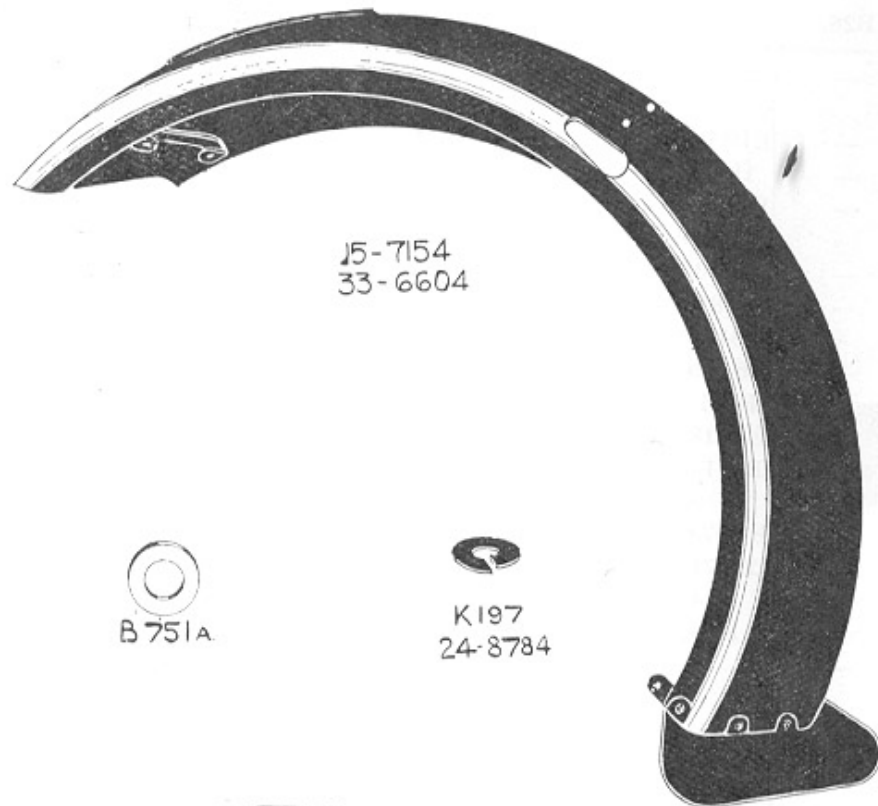
Front Mudguard and Fittings—continued.

When no figures in brackets are shown one part constitutes a set.

| DESCRIPTION. | B20. B23. | B21. | B22. | B24. | B25. | B26. | M19. | M20. M21. | M22. | M23. M24. | Y13. | G14. |
|--|--------------|------|-----------|-----------|------------------|-----------|-----------|--------------|-----------|--------------|------------------|------------------|
| Front Mudguard Connecting Bolt. | — | — | — | — | — | — | — | — | — | — | B751/6(2) | B751/6(2) |
| Do. Washer | — | — | — | — | — | — | — | — | — | — | B751A/6(2) | B751A/6(2) |
| Do. Nut | — | — | — | — | — | — | — | — | — | — | EB113/6(2) | EB113/6(2) |
| Front Mudguard Support Bolt | — | — | — | — | — | — | 15-7354/6 | 15-7354/6 | 15-7354/6 | 15-7354/6 | — | — |
| Do. (for valanced type) .. | — | — | — | — | — | — | M413/6 | M413/6 | M413/6 | M413/6 | — | — |
| Front Stand SupportClip Stud | — | — | 27-5446/6 | 27-5446/6 | 27-5446/6 | 27-5446/6 | 27-5446/6 | 27-5446/6 | 27-5446/6 | 27-5446/6 | 24-5445/6 | 24-5445/6 |
| Do. Stud Nut | — | — | 15-447/6 | 15-447/6 | 15-447/3 | 15-447/6 | 15-447/6 | 15-447/6 | 15-447/6 | 15-447/6 | 15-613/6 | 15-613/6 |
| Eleetric Horn Bracket Bolt | — | — | — | — | — | — | — | — | — | — | 27-6312/6 (2) | 27-6312/6 (2) |
| Do. Nut | — | — | — | — | — | — | — | — | — | — | EA80/1(2) | EA80/1(2) |
| Fork Fixing Bracket .. | — | — | — | — | 65-6524/3 | — | — | — | — | — | — | — |
| Fork Fixing Bracket Bolt | — | — | — | — | 24-7148/3 (2) | — | — | — | — | — | — | — |
| Do. Spring Washer .. | — | — | — | — | 24-8784(2) | — | — | — | — | — | — | — |
| Do. Nut | — | — | — | — | EA80/1(2) | — | — | — | — | — | — | — |
| Fork Fixing Bolt Screw .. | — | — | — | — | 15-7161/3 (2) | — | — | — | — | — | — | — |
| Do. Spring Washer .. | — | — | — | — | K197(2) | — | — | — | — | — | — | — |
| Mudguard Bolt Top Washer | — | — | — | — | — | — | — | — | — | M625 | — | — |
| Do. Bottom Washer .. | — | — | — | — | — | — | — | — | — | 66-6556 | — | — |
| Mudguard Bolt | — | — | — | — | — | — | — | — | — | 24-7148 | — | — |
| OPEN TYPE MUDGUARD. | | | | | | | | | | | | |
| Front Mudguard, with cover plates. | — | — | — | — | — | — | 15-7154 | 15-7154 | 15-7154 | 15-7154 | 33-6604 | 33-6604 |
| Front Mudguard Strengthening Plate. | — | — | — | — | — | — | 15-7156 | 15-7156 | 15-7156 | 15-7156 | — | — |
| Front Mudguard Bridge .. | — | — | — | — | — | — | — | — | — | — | 33-6608 | 33-6608 |
| Front Mudguard Cover Plate (right-hand). | — | — | — | — | — | — | 15-7157 | 15-7157 | 15-7157 | 15-7157 | 33-6606 | 33-6606 |
| Do. (left-hand) | — | — | — | — | — | — | 15-7158 | 15-7158 | 15-7158 | 15-7158 | 33-6607 | 33-6607 |
| Cover Plate Bolt | — | — | — | — | — | — | M284/6(3) | M284/6(3) | M284/6(3) | M284/6(3) | B751/6(2) | B751/6(2) |

SEE FURTHER PARTICULARS FOR ORDERING SPARE PARTS ON PAGE 136.

FRONT MUDGUARD AND FITTINGS.



NOTE.—Figures in brackets denote number per set, e.g., (2), 2 per set.

Front Mudguard and Fittings—continued.

When no figures in brackets are shown one part constitutes a set.

| DESCRIPTION. | B20. B23. | B21. | B22. | B24. | B25. | B26. | M19. | M20. M21. | M22. | M23. M24. | Y13. | G14. |
|---------------------------------|--------------|------|------|------|------|------|------------------|------------------|------------------|------------------|------------------|------------------|
| Cover Plate Bolt Washer.. | — | — | — | — | — | — | 27-8560/6 (3) | 27-8560/6 (3) | 27-8560/6 (3) | 27-8560/6 (3) | B751A/6 (2) | B751A/6 (2) |
| Cover Plate Bolt Nut .. | — | — | — | — | — | — | EB113/6(3) | EB113/6(3) | EB113/6(3) | EB113/6(3) | EB113/6(2) | EB113/6(2) |
| Cover Plate Screw .. | — | — | — | — | — | — | H30/1(4) | H30/1(4) | H30/1(4) | H30/1(4) | H30/1(8) | H30/1(8) |
| Cover Plate Screw Nut .. | — | — | — | — | — | — | EB116/1(4) | EB116/1(4) | EB116/1(4) | EB116/1(4) | EB116/1(8) | EB116/1(8) |
| Front Mudguard Bracket.. | — | — | — | — | — | — | 15-7159(2) | 15-7159(2) | 15-7159(2) | 15-7159(2) | — | — |
| Do. Clip .. | — | — | — | — | — | — | 27-9030(2) | 27-9030(2) | 27-9030(2) | 27-9030(2) | — | — |
| Do. Clip Bolt .. | — | — | — | — | — | — | M284/1(6) | M284/1(6) | M284/1(6) | M284/1(6) | — | — |
| Do. Clip Bolt Nut .. | — | — | — | — | — | — | EB113/1(6) | EB113/1(6) | EB113/1(6) | EB113/1(6) | — | — |
| Front Mudguard Stay .. | — | — | — | — | — | — | 26-7205(2) | 26-7205(2) | 26-7205(2) | 26-7205(2) | S26(2) | S26(2) |
| Front Mudguard Stay Bolt | — | — | — | — | — | — | B751/1(2) | B751/1(2) | B751/1(2) | B751/1(2) | K132A/1(2) | K132A/1(2) |
| Front Mudguard Stay Nut | — | — | — | — | — | — | EB113/1(4) | EB113/1(4) | EB113/1(4) | EB113/1(4) | EB113/1(4) | EB113/1(4) |
| Do. Bolt Washer .. | — | — | — | — | — | — | B751A/1(2) | B751A/1(2) | B751A/1(2) | B751A/1(2) | — | — |
| Front Number Plate .. | — | — | — | — | — | — | 31-6525 | 31-6525 | 31-6525 | 31-6525 | 31-6525 | 31-6525 |
| Do. Screw .. | — | — | — | — | — | — | EB673/6(4) | EB673/6(4) | EB673/6(4) | EB673/6(4) | EB673/6(4) | EB673/6(4) |
| Do. Screw Nut .. | — | — | — | — | — | — | 25-7151/1 (4) | 25-7151/1 (4) | 25-7151/1 (4) | 25-7151/1 (4) | 25-7151/1 (4) | 25-7151/1 (4) |
| Front Mudguard Support Bolt | — | — | — | — | — | — | K365/6 | K365/6 | K365/6 | K365/6 | — | — |
| Front Mudguard Connecting Bolt. | — | — | — | — | — | — | — | — | — | — | B751/6(2) | B751/6(2) |
| Do. Washer .. | — | — | — | — | — | — | — | — | — | — | B751A/6(2) | B751A/6(2) |
| Do. Nut .. | — | — | — | — | — | — | — | — | — | — | EB113/6(2) | EB113/6(2) |
| Front Stand Support Bolt | — | — | — | — | — | — | 27-5446/6 | 27-5446/6 | 27-5446/6 | 27-5446/6 | 24-5445/6 | 24-5445/6 |
| Do. Nut .. | — | — | — | — | — | — | 15-447/6 | 15-447/6 | 15-447/6 | 15-447/6 | 15-601/6 | 15-601/6 |

Quote Engine and Frame Numbers, with prefix letters, when ordering spares.

See particulars of equipment on page 208.

FRONT MUDGUARD AND FITTINGS.



K 365



H 30



15-7159



E.B. 673



15-447
15-601



25-7151



27-8560
B 751 A



31-6525




EB. 113.
EB. 116.



27-5446
24-5445



27-9030



24-7148
B 751
K 132 A
M 284

NOTE.—Figures in brackets denote number per set, e.g., (2), 2 per set.

REAR MUDGUARD AND FITTINGS.

When no figures in brackets are shown one part constitutes a set.


| DESCRIPTION. | B20. B23. | B21. | B22. | B24. | B25. | B26. | M19. | M20. M21. | M22. | M23. M24. | Y13. | G14. |
|---|------------------|------------------|------------------|------------------|------------------|------------------|------------------|------------------|------------------|------------------|------------------|------------------|
| Rear Mudguard Blade, complete with riveted fittings only. | 65-6767 | 65-6767 | 65-6767 | 65-6768 | 65-6802 | 65-6767 | 66-6737 | 66-6737 | 66-6737 | 66-6737 | 33-6768 | 33-6768 |
| Do. (M24 Comp. Model only) | — | — | — | — | — | — | — | — | — | 66-6872 | — | — |
| Do. (when upswept pipe is fitted). | — | 65-6769 | 65-6769 | 65-6769 | — | 65-6769 | — | — | — | — | — | — |
| Rear Mudguard Tail .. | 65-6764 | 65-6764 | 65-6764 | 65-6764 | — | 65-6764 | 66-6739 | 66-6739 | 66-6739 | 66-6739 | 33-6774 | 33-6774 |
| Mudguard Tail Bolt .. | 66-6740(2) | 66-6740(2) | 66-6740(2) | 66-6740(2) | — | 66-6740(2) | 66-6740(2) | 66-6740(2) | 66-6740(2) | 66-6740(2) | — | — |
| Tail Hinge Bolt .. | — | — | — | — | — | — | — | — | — | — | 24-225/6 | 24-225/6 |
| Do. Spring Washer .. | — | — | — | — | — | — | — | — | — | — | K197 | K197 |
| Tail Hinge Bolt Nut .. | — | — | — | — | — | — | — | — | — | — | EB113/6 | EB113/6 |
| Tail Hinge Bolt (top) .. | — | — | — | — | — | — | — | — | — | — | 24-7276/6 (2) | 24-7276/6 (2) |
| Do. Spring Washer (top) . | — | — | — | — | — | — | — | — | — | — | K197(3) | K197(3) |
| Tail Hinge Bolt Nut (top) | — | — | — | — | — | — | — | — | — | — | EB113/6(3) | EB113/6(3) |
| Rear Mudguard Connecting Strip. | — | — | — | — | — | — | — | — | — | — | 33-6776 | 33-6776 |
| Connecting Strip Bolt .. | — | — | — | — | — | — | — | — | — | — | 24-225/6 | 24-225/6 |
| Do. Spring Washer .. | — | — | — | — | — | — | — | — | — | — | K197 | K197 |
| Do. Nut | — | — | — | — | — | — | — | — | — | — | M263/6 | M263/6 |
| Rear Mudguard Tail Connecting Strip. | — | — | — | — | — | — | — | — | — | — | 24-7277 | 24-7277 |
| Rear Mudguard Top Bracket | 65-6770 | 65-6770 | 65-6770 | 65-6770 | M80 | 65-6770 | M80 | M80 | M80 | M80 | M80 | M80 |
| Backstay Clip Bolt .. | M284/6(2) | M284/6(2) | M284/6(2) | M284/6(2) | M284/6(2) | M284/6(2) | K132A/6(2) | K132A/6(2) | K132A/6(2) | K132A/6(2) | K132/6(2) | K132/6(2) |
| Backstay Clip Bolt Nut .. | EB113/6 | EB113/6 | EB113/6 | EB113/6 | EB113/6 | EB113/6 | EB113/6(2) | EB113/6(2) | EB113/6(2) | EB113/6(2) | M263/6(2) | M263/6(2) |
| Backstay Clip Bolt Nut .. | M263/6 | M263/6 | M263/6 | M263/6 | M263/6 | M263/6 | — | — | — | — | — | — |
| Backstay Clip Bolt Washer | 27-8560/6 (2) | 27-8560/6 (2) | 27-8560/6 (2) | 27-8560/6 (2) | 27-8560/6 (2) | 27-8560/6 (2) | 27-8560/6 (2) | 27-8560/6 (2) | 27-8560/6 (2) | 27-8560/6 (2) | — | — |
| Do. (small) | K234A/6(2) | K234A/6(2) | K234A/6(2) | K234A/6(2) | K234A/6(2) | K234A/6(2) | — | — | — | — | — | — |
| Do. Spring Washer .. | — | — | — | — | — | — | K197(2) | K197(2) | K197(2) | K197(2) | K197(2) | K197(2) |
| Do. Fibre Washer .. | — | — | — | — | — | — | EB242(2) | EB242(2) | EB242(2) | EB242(2) | — | — |
| Rear Mudguard Chainstay Bridge Clip. | — | — | — | — | — | — | 24-7385 | 24-7385 | 24-7385 | 24-7385 | — | — |
| Chainstay Bridge Clip Bolt | — | — | — | — | — | — | K132A/6(2) | K132A/6(2) | K132A/6(2) | K132A/6(2) | — | — |
| Do. Washer | — | — | — | — | — | — | 27-8560/6 (2) | 27-8560/6 (2) | 27-8560/6 (2) | 27-8560/6 (2) | — | — |

SEE FURTHER PARTICULARS FOR ORDERING SPARE PARTS ON PAGE 144.


REAR MUDGUARD AND FITTINGS.



65-6802
66-6872.



33-6768



33-6776



66-6737



65-6767.
65-6768.
65-6769



33-6774



24-7276



66-6739



27-8560
EB 242
K 234 A



K197



EB113
M263



K132
K132 A



24-7385



M80



66-6740



M284



24-225



65-6771

65-6772

65-6770 COMPLETE.



65-6764



24-7277

NOTE.—Figures in brackets denote number per set, e.g., (2), 2 per set.

Rear Mudguard and Fittings—continued.

When no figures in brackets are shown one part constitutes a set.

| DESCRIPTION. | B20. B23. | B21. | B22. | B24. | B25. | B26. | M19. | M20. M21. | M22. | M23. M24. | Y13. | G14. |
|--|-----------------|-----------------|-----------------|-----------------|-----------------|-----------------|-----------------|-----------------|-----------------|-----------------|-----------------|-----------------|
| Chainstay Bridge Clip Bolt | — | — | — | — | — | — | K197(2) | K197(2) | K197(2) | K197(2) | — | — |
| Spring Washer | — | — | — | — | — | — | — | — | — | — | — | — |
| Do. Nut | — | — | — | — | — | — | EB113/6(2) | EB113/6(2) | EB113/6(2) | EB113/6(2) | — | — |
| Rear Mudguard Chainstay Distance Tube Connecting Bolt. | — | — | — | — | — | — | — | — | — | — | K132/6(2) | K132/6(2) |
| Do. Nut | — | — | — | — | — | — | — | — | — | — | M263/6(2) | M263/6(2) |
| Do. Spring Washer .. | — | — | — | — | — | — | — | — | — | — | K197(2) | K197(2) |
| Rear Mudguard Bottom Bracket Bolt. | 24-225/6 | 24-225/6 | 24-225/6 | 24-225/6 | 24-225/6 | 24-225/6 | — | — | — | — | — | — |
| Do. Washer | K234A/6(2) | K234A/6(2) | K234A/6(2) | K234A/6(2) | K234A/6(2) | K234A/6(2) | — | — | — | — | — | — |
| Do. Nut | M263/6 | M263/6 | M263/6 | M263/6 | M263/6 | M263/6 | — | — | — | — | — | — |
| Rear Number Plate Bracket | 15-7371 | 15-7371 | 15-7371 | 15-7371 | — | 15-7371 | 15-7371 | 15-7371 | 15-7371 | 15-7371 | 15-7371 | 15-7371 |
| Rear Number Plate .. | 25-7357 | 25-7357 | 25-7357 | 25-7357 | — | 25-7357 | 25-7357 | 25-7357 | 25-7357 | 25-7357 | 25-7357 | 25-7357 |
| Do. (B25, M24 Competition Models only). | — | — | — | — | 65-6803 | — | — | — | — | 65-6803 | — | — |
| Rear Number Plate Bracket Bolt. | K132/6(2) | K132/6(2) | K132/6(2) | K132/6(2) | — | K132/6(2) | K132/6(2) | K132/6(2) | K132/6(2) | K132/6(2) | K132/6(2) | K132/6(2) |
| Do. Spring Washer .. | — | — | — | — | — | — | K197(2) | K197(2) | K197(2) | K197(2) | K197(2) | K197(2) |
| Do. Nut | M263/6(2) | M263/6(2) | M263/6(2) | M263/6(2) | — | M263/6(2) | EB113/6(2) | EB113/6(2) | EB113/6(2) | EB113/6(2) | EB113/6(2) | EB113/6(2) |
| Rear Number Plate Top Bolt | 15-645/6 (2) | 15-645/6 (2) | 15-645/6 (2) | 15-645/6 (2) | — | 15-645/6 (2) | K132/6 (2) | K132/6 (2) | K132/6 (2) | K132/6 (2) | K132/6 (2) | K132/6 (2) |
| Do. Bottom Bolt | B751/6 | B751/6 | B751/6 | B751/6 | K132A/1 | B751/6 | 24-225/6 | 24-225/6 | 24-225/6 | 24-225/6 | 24-225/6 | 24-225/6 |
| Do. (B25, M24 Competition Models only). | — | — | — | — | B751/1 | — | — | — | — | B751/1 | — | — |
| Do. Bolt Nut | M263/6(3) | M263/6(3) | M263/6(3) | M263/6(3) | EB102/1 | M263/6(3) | EB113/6(3) | EB113/6(3) | EB113/6(3) | EB113/6(3) | M263/6(3) | M263/6(3) |
| Do. Bolt Washer | B751A/6 | B751A/6 | B751A/6 | B751A/6 | K234A/1 | B751A/6 | K197(3) | K197(3) | K197(3) | K197(3) | K197(3) | K197(3) |
| Do. Bolt Rubber Washer | 15-7383 | 15-7383 | 15-7383 | 15-7383 | 15-7383 | 15-7383 | 15-7383 | 15-7383 | 15-7383 | 15-7383 | 15-7383 | 15-7383 |
| Do. Tail Lamp Screw .. | C2-154/6 (3) | C2-154/6 (3) | C2-154/6 (3) | C2-154/6 (3) | C2-154/6 (3) | C2-154/6 (3) | C2-154/6 (3) | C2-154/6 (3) | C2-154/6 (3) | C2-154/6 (3) | C2-154/6 (3) | C2-154/6 (3) |
| Do. Tail Lamp Screw Nut | C2-158/6 (3) | C2-158/6 (3) | C2-158/6 (3) | C2-158/6 (3) | C2-158/6 (3) | C2-158/6 (3) | C2-158/6 (3) | C2-158/6 (3) | C2-158/6 (3) | C2-158/6 (3) | C2-158/6 (3) | C2-158/6 (3) |
| Upright Stay | — | — | — | — | — | — | — | — | — | — | 33-6803 | 33-6803 |
| Do. (B25, M24 Competition Models only). | — | — | — | — | 65-6804 | — | — | — | — | 65-6804 | — | — |
| Upright Stay (left-hand) .. | 65-6906 | 65-6906 | 65-6906 | — | — | 65-6906 | — | — | — | — | — | — |

SEE FURTHER PARTICULARS FOR ORDERING SPARE PARTS ON PAGE 144.

NOTE.—Figures in brackets denote number per set, e.g., (2), 2 per set.

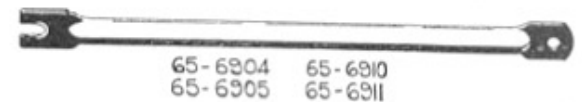
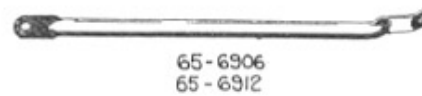
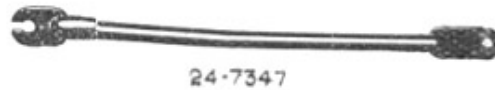


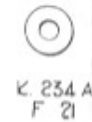
Rear Mudguard and Fittings—continued.

When no figures in brackets are shown one part constitutes a set.

| DESCRIPTION. | B20. B23. | B21. | B22. | B24. | B25. | B26. | M19. | M20. M21 | M22. | M23. M24. | Y13. | G14. |
|---|--------------------------------------|-------------|--------------------------|--------------------------------------|------------|-------------|-------------|-------------|-------------|--------------|------------------|------------------|
| Upright Stay (right-hand) (when upswept pipe fitted) | — | 65-6906 | 65-6906 | 65-6906 | — | 65-6906 | — | — | — | — | — | — |
| Do. (left-hand) (G.P.O. only) | 65-6912 | — | — | — | — | — | — | — | — | — | — | — |
| Do. Chainguard Bracket Bolt | — | — | — | — | — | — | — | — | — | — | 27-6742/6 | 27-6742/6 |
| Do. Chainguard Nut | — | — | — | — | — | — | — | — | — | — | EA80/6 | EA80/6 |
| Do. Chainguard Washer | — | — | — | — | — | — | — | — | — | — | F21/6 | F21/6 |
| Upright Stay Bolt | K132A/6(2) | K132A/6(2) | K132A/6(2) | — | 24-7148/3 | K132A/6(2) | — | — | — | — | — | — |
| Upright Stay Bolt Washer | K234A/6(2) | K234A/6(2) | K234A/6(2) | — | K234A/1(2) | K234A/6(2) | — | — | — | — | — | — |
| Upright Stay Bolt Nut | M263/6 | M263/6 | M263/6 | — | M263/1 | M263/6 | — | — | — | — | — | — |
| Upright Stay Plate | } (B25, M24 Competition Models only) | 4 | Competitions Models only | } (B25, M24 Competition Models only) | 65-6809 | — | — | — | — | 65-6809 | — | — |
| Do. Stud Washer | | | | | K234A(2) | — | — | — | — | K234A(2) | — | — |
| Do. Stud Nut | | | | | EB102(2) | — | — | — | — | EB102(2) | — | — |
| Bottom Stay (right-hand) | 65-6904 | 65-6904 | 65-6904 | 65-6904 | — | 65-6904 | 66-6891 | 66-6891 | 66-6891 | 66-6891 | 24-7347 | 24-7347 |
| Do. (left-hand) | 65-6905 | 65-6905 | 65-6905 | 65-6905 | — | 65-6905 | 66-6891 | 66-6891 | 66-6891 | 66-6891 | 24-7347 | 24-7347 |
| Do. (right-hand) (G.P.O. only) | 65-6910 | — | — | — | — | — | — | — | — | — | — | — |
| Do. (left-hand) (G.P.O. only) | 65-6911 | — | — | — | — | — | — | — | — | — | — | — |
| Bottom Stay Washer | — | — | — | — | — | — | — | — | — | — | 24-7361/6 (2) | 24-7361/6 (2) |
| Bottom Stay Con. Bolt (r.h.) | — | — | — | — | — | — | — | — | — | — | 15-1355/6 | 15-1355/6 |
| Do. (left-hand) | — | — | — | — | — | — | — | — | — | — | 24-7344/6 | 24-7344/6 |
| Bottom Stay Bolt | K132A/6(2) | K132A/6(2) | K132A/6(2) | K132A/6(2) | — | K132A/6(2) | — | — | — | — | B751/6(2) | B751/6(2) |
| Bottom Stay Bolt Washer | — | — | — | — | — | — | — | — | — | — | F21/6(3) | F21/6(3) |
| Bottom Stay Bolt Nut | 15-447/6(2) | 15-447/6(2) | 15-447/6(2) | 15-447/6(2) | — | 15-447/6(2) | — | — | — | — | EA80/6(2) | EA80/6(2) |
| Bottom Bridge Bolt | — | — | — | — | — | — | B751/6(2) | B751/6(2) | B751/6(2) | B751/6(2) | — | — |
| Bottom Bridge Bolt Nut | — | — | — | — | — | — | 15-447/6(2) | 15-447/6(2) | 15-447/6(2) | 15-447/6(2) | — | — |
| Rear Mudguard Lifting Stay | 65-6903 | 65-6903 | 65-6903 | 65-6903 | — | 65-6903 | 66-6884 | 66-6884 | 66-6884 | 66-6884 | 33-6825 | 33-6825 |
| Do. (B25, M24 Competition Models only). | — | — | — | — | 65-6805 | — | — | — | — | 65-6805 | — | — |
| Do. (G.P.O. only) | 65-6913 | — | — | — | — | — | — | — | — | — | — | — |
| Lifting Stay Saddle Washer | K196/6(2) | K196/6(2) | K196/6(2) | K196/6(2) | — | K196/6(2) | — | — | — | — | — | — |
| Lifting Stay Top Bolt | EB112/6(2) | EB112/6(2) | EB112/6(2) | EB112/6(2) | K132A/3(4) | EB112/6(2) | B900/6(2) | B900/6(2) | B900/6(2) | B900/6(2) | — | — |
| Do. (B25, M24 Competition Models only). | — | — | — | — | K132A/3(2) | — | — | — | — | K132A/3(2) | — | — |
| Lifting Stay Top Bolt Nut | M263/6(2) | M263/6(2) | M263/6(2) | M263/6(2) | EB102/1(2) | M263/6(2) | EA80/6(2) | EA80/6(2) | EA80/6(2) | EA80/6(2) | — | — |
| Do. (B25, M24 Competition Models only). | — | — | — | — | M263/1(2) | — | — | — | — | M263/1(2) | — | — |

SEE FURTHER PARTICULARS FOR ORDERING SPARE PARTS ON PAGE 144

REAR MUDGUARD AND FITTINGS.



NOTE.—Figures in brackets denote number per set, e.g., (2), 2 per set.

Rear Mudguard and Fittings—continued

When no figures in brackets are shown one part constitutes a set

| DESCRIPTION. | B20. B23. | B21. | B22. | B24. | B25. | B26. | M19. | M20. M21. | M22. | M23. M24. | Y13. | G14. |
|---|------------------|------------------|------------------|------------------|----------------|--------------------------------|------------------|------------------|------------------|------------------|-----------------|-----------------|
| Lifting Stay Top Bolt Nut | K197(2) | K197(2) | K197(2) | K197(2) | — | K197(2) | 24-6035(2) | 24-6035(2) | 24-6035(2) | 24-6035(2) | — | — |
| Spring Washer | — | — | — | — | K197(2) | — | — | — | — | K197(2) | — | — |
| Do. (B25, M24 Competition Models only). | — | — | — | — | — | — | — | — | — | — | — | — |
| Do. Washer | B751A/6 | B751A/6 | B751A/6 | B751A/6 | K234A/1 (4) | B751A/6 <i>as required.</i> | K395A/6 (2) | K359A/6 (2) | K359A/6 (2) | K359A/6 (2) | — | — |
| Do. (B25, M24 Competition Models only). | — | — | — | — | K234A/1(2) | — | — | — | — | K234A/1(2) | — | — |
| Lifting Stay Packing Piece | 15-7342/6 (2) | 15-7342/6 (2) | 15-7342/6 (2) | 15-7342/6 (2) | — | 15-7342/6 (2) | 15-7563/6 (2) | 15-7563/6 (2) | 15-7563/6 (2) | 15-7563/6 (2) | — | — |
| Do. Top Bolt Nut .. | — | — | — | — | EB113/1(2) | — | — | — | — | — | — | — |
| Do. Bottom Bolt (G.P.O.) | 27-6037/6 | — | — | — | — | — | — | — | — | — | — | — |
| Lifting Stay Bottom Bolt (right-hand). | M413/6 | M413/6 | M413/6 | M413/6 | — | M413/6 | 28-2333/6 | 28-2338/6 | 28-2338/6 | 28-2338/6 | — | — |
| Do. (left-hand) .. | 27-6311/6 | 27-6311/6 | 27-6311/6 | M413/6 | B900/6 | 27-6311/6 | 24-5205/6 | 24-5205/6 | 24-5205/6 | 24-5205/6 | — | — |
| Lifting Stay Bottom Bolt Nut. | 24-6040/6 (2) | 24-6040/6 (2) | 24-6040/6 (2) | 24-6040/6 (2) | 24-6040/6 | 24-6040/6 (2) | EB113/6 | EB113/6 | EB113/6 | EB113/6 | — | — |
| Do. Washer | F21/6(2) | F21/6(2) | F21/6(2) | F21/6 | F21/6 | F21/6(2) | — | — | — | — | — | — |
| Do. Washer (left-hand) .. | — | — | — | 15-5155 | — | — | — | — | — | — | — | — |
| Voltage Control Support .. | 65-6776 | 65-6776 | 65-6776 | 65-6776 | 65-6776 | 65-6776 | 66-6896 | 66-6896 | 66-6896 | 66-6896 | — | — |
| Do. (front) | 65-6775 | 65-6775 | 65-6775 | 65-6775 | 65-6775 | 65-6775 | 66-6895 | 66-6895 | 66-6895 | 66-6895 | — | — |
| Voltage Control Support Bolt | — | — | — | — | — | — | K132A/6(2) | K132A/6(2) | K132A/6(2) | K132A/6(2) | M253/6(2) | M253/6(2) |
| Do. Washer | — | — | — | — | — | — | K197(2) | K197(2) | K197(2) | K197(2) | B751A/6(4) | B751A/6(4) |
| Do. Washer (thin) .. | — | — | — | — | — | — | — | — | — | — | 27-8560(6) | 27-8560(6) |
| Do. Nut | — | — | — | — | — | — | EB113/6(2) | EB113/6(2) | EB113/6(2) | EB113/6(2) | M263/6(4) | M263/6(4) |
| Do. Locknut | — | — | — | — | — | — | — | — | — | — | EB102/6(2) | EB102/6(2) |
| Do. Rubber | — | — | — | — | — | — | — | — | — | — | 15-7383(2) | 15-7383(2) |
| Rear Mudguard Carrier Connecting Clip. | S113 | S113 | S113 | S113 | — | S113 | S113 | S113 | S113 | S113 | S113 | S113 |
| Carrier Connecting Clip Bolt | 15-645/6 (2) | 15-645/6 (2) | 15-645/6 (2) | 15-645/6 (2) | — | 15-645/6 (2) | K132A/6 (2) | K132A/6 (2) | K132A/6 (2) | K132A/6 (2) | 24-225/6 (2) | 24-225/6 (2) |
| Do. Spring Washer .. | — | — | — | — | — | — | K197(2) | K197(2) | K197(2) | K197(2) | K197(2) | K197(2) |
| Do. Washer | K234A/6 (2) | K234A/6 (2) | K234A/6 (2) | K234A/6 (2) | — | K234A/6 (2) | 27-8560/6 (2) | 27-8560/6 (2) | 27-8560/6 (2) | 27-8560/6 (2) | — | — |
| Do. Nut | EB102/6 (2) | EB102/6 (2) | EB102/6 (2) | EB102/6 (2) | — | EB102/6 (2) | EB113/6 (2) | EB113/6 (2) | EB113/6 (2) | EB113/6 (2) | EB113/6 (2) | EB113/6 (2) |

Quote Engine and Frame Numbers, with prefix letters, when ordering spares. See particulars of equipment on page 208.

NOTE.—Figures in brackets denote number per set, e.g., (2), 2 per set.

REAR BRAKE CONTROL.

When no figures in brackets are shown one part constitutes a set.

| DESCRIPTION | B20. B23. | B21. | B22. | B24. | B25. | B26. | M19. | M20 M21. | M22. | M23 M24. | Y13. | G14. |
|----------------------------------|--------------|-----------|-----------|-----------|-----------|-----------|-----------|-------------|-----------|-------------|-----------|-----------|
| Rear Brake Pedal .. | 65-6990 | 65-6990 | 66-7005 | 66-7005/3 | 66-7005 | 65-6990 | 66-7005 | 66-7005 | 66-7005 | 66-7005/3 | 33-7012 | 33-7012 |
| Rear Brake Pedal Bush .. | 66-7034 | 66-7034 | 66-7034 | 66-7034 | 66-7034 | 66-7034 | 66-7034 | 66-7034 | 66-7034 | 66-7034 | — | — |
| Do. Grease Nipple .. | 28-2080 | 28-2080 | 28-2080 | 28-2080 | 28-2080 | 28-2080 | 28-2080 | 28-2080 | 28-2080 | 28-2080 | — | — |
| Do. Spring .. | 66-7032 | 66-7032 | 66-7032 | 66-7032 | 66-7032 | 66-7032 | 66-7032 | 66-7032 | 66-7032 | 66-7032 | 27-7920 | 27-7920 |
| Do. do. (M24 only) .. | — | — | — | — | — | — | — | — | — | 66-7032/3 | — | — |
| Do. Spring Bolt .. | 27-6311 | 27-6311 | 27-6311 | 27-6311 | 27-6311 | 27-6311 | EA76/6 | EA76/6 | EA76/6 | EA76/6 | — | — |
| Do. Spring Bolt Nut .. | — | — | — | — | — | — | K234B/6 | K234B/6 | K234B/6 | K234B/6 | — | — |
| Do. Stop Plate .. | 65-7023 | 65-7023 | 65-7023 | 65-7023 | 65-7023 | 65-7023 | 66-7033 | 66-7033 | 66-7033 | 66-7033 | 33-7045 | 33-7045 |
| Do. Stop Plate Washer .. | — | — | — | — | — | — | 26-1005/6 | 26-1005/6 | 26-1005/6 | 26-1005/6 | — | — |
| Do. Stop, with stud .. | — | — | — | — | — | — | — | — | — | — | 31-7009 | 31-7009 |
| Do. Stop Nut .. | — | — | — | — | — | — | — | — | — | — | 27-1039/6 | 27-1039/6 |
| Rear Brake Pedal Spindle | 66-7029 | 66-7029 | 66-7029 | 66-7029 | 66-7029 | 66-7029 | 66-7029 | 66-7029 | 66-7029 | 66-7029 | 31-7005 | 31-7005 |
| Pedal Spindle Locknut .. | — | — | — | — | — | — | 15-1455/6 | 15-1455/6 | 15-1455/6 | 15-1455/6 | 24-7000/6 | 24-7000/6 |
| Pedal Spindle Nut .. | 15-541 | 15-541 | 15-541 | 15-541 | 15-541 | 15-541 | 15-541 | 15-541 | 15-541 | 15-541 | EA82/6 | EA82/6 |
| Pedal Spindle Washer .. | — | — | — | — | — | — | — | — | — | — | 24-7911/6 | 24-7911/6 |
| Pedal Spindle Washer (thin) | 15-4100/6 | 15-4100/6 | 15-4100/6 | 15-4100/6 | 15-4100/6 | 15-4100/6 | 15-4100/6 | 15-4100/6 | 15-4100/6 | 15-4100/6 | — | — |
| Pedal Spindle Washer (thick) | 30-660/6 | 30-660/6 | 30-660/6 | 30-660/6 | 30-660/6 | 30-660/6 | 30-660/6 | 30-660/6 | 30-660/6 | 30-660/6 | — | — |
| Rear Brake Rod, with toggle end. | 65-7007 | 65-7007 | 65-7007 | 65-7007 | 65-7007 | 65-7007 | 65-7007 | 65-7007 | 65-7007 | 65-7007 | 15-7926 | 15 7926 |
| Do. (M24 only) .. | — | — | — | — | — | — | — | — | — | 65-7007/3 | — | — |
| Toggle End Screw .. | 27-4517/1 | 27-4517/1 | 27-4517/1 | 27-4517/1 | 27-4517/1 | 27-4517/1 | 27-4517/1 | 27-4517/1 | 27-4517/1 | 27-4517/1 | 27-4517/1 | 27-4517/1 |
| Toggle End Screw Nut .. | EB102/1 | EB102/1 | EB102/1 | EB102/1 | EB102/1 | EB102/1 | EB102/1 | EB102/1 | EB102/1 | EB102/1 | EB102/1 | EB102/1 |
| Toggle End Screw Spring Wr. | K197 | K197 | K197 | K197 | K197 | K197 | K197 | K197 | K197 | K197 | K197 | K197 |
| Rear Brake Rod Spring .. | 15-7980 | 15-7980 | 15-7980 | 15-7980 | 15-7980 | 15-7980 | 15-7980 | 15-7980 | 15-7980 | 15-7980 | 15-7980 | 15-7980 |
| Do. Spring Locknut .. | M263/1 | M263/1 | M263/1 | M263/1 | M263/1 | M263/1 | M263/1 | M263/1 | M263/1 | M263/1 | 24-563/1 | 24-563/1 |
| Do. Wing Nut .. | 15-7985/1 | 15-7985/1 | 15-7985/1 | 15-7985/1 | 15-7985/1 | 15-7985/1 | 15-7985/1 | 15-7985/1 | 15-7985/1 | 15-7985/1 | 15-7985/1 | 15-7985/1 |
| Rear Brake Rod Bush .. | 15-7975 | 15-7975 | 15-7975 | 15-7975 | 15-7975 | 15-7975 | 15-7975 | 15-7975 | 15-7975 | 15-7975 | 15-7975 | 15-7975 |
| Do. Grease Nipple .. | 28-2080 | 28-2080 | 28-2080 | 28-2080 | 28-2080 | 28-2080 | 28-2080 | 28-2080 | 28-2080 | 28-2080 | 28-2080 | 28-2080 |
| Do. Grease Nipple Washer | S91/6 | S91/6 | S91/6 | S91/6 | S91/6 | S91/6 | S91/6 | S91/6 | S91/6 | S91/6 | S91/6 | S91/6 |


NOTE.—When foot gear change is supplied for Models B20, B21, B23, B26, Rear Brake Control as B22, B24 is fitted.

SEE FURTHER PARTICULARS FOR ORDERING SPARE PARTS ON PAGE 148.

REAR BRAKE CONTROL.



33-7045



27-7920



28-2080



66-7032



65-6990
66-7005



31-7009



27-1039



15-7985



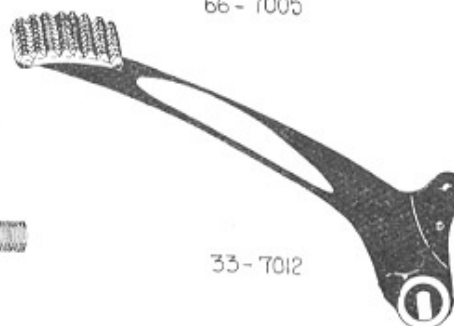
15-1455
24-563
24-7000
15-541
EA 82
EB 102
K 234 B
M 263



27-4517



66-7029



33-7012



31-7005



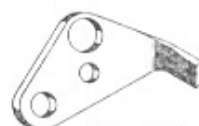
591



EA 76
27-6311



K-197



65-7023



15-7980



66-7034



15-7975



15-4100
24-7911
26-1005
30-660



66-7033

NOTE.—Figures in brackets denote number per set, e.g., (2), 2 per set.

Rear Brake Control—continued.

When no figures in brackets are shown one part constitutes a set.

| DESCRIPTION. | B20. B23. | B21. | B22. | B24. | B25. | B26. | M19. | M20. M21. | M22. | M23. M24. | Y13. | G14. |
|---|--------------|------|------|------|------|------|------|--------------|------|--------------|------|-----------|
| REAR BRAKE CONTROL (when Footplates are fitted). | | | | | | | | | | | | |
| Rear Brake Pedal | 65-6992 | — | — | — | — | — | — | 66-7018 | — | — | — | 33-7011 |
| Rear Brake Pedal Bush .. | 65-6995 | — | — | — | — | — | — | 66-7019 | — | — | — | — |
| Do. Washer | 30-729(2) | — | — | — | — | — | — | — | — | — | — | — |
| Rear Brake Pedal Grease Nipple. | 28-2080 | — | — | — | — | — | — | 28-2080 | — | — | — | — |
| Do. Stop Bolt | 65-6997/6 | — | — | — | — | — | — | M253/6 | — | — | — | — |
| Do. Stop Bolt Locknut .. | 27-4401/6 | — | — | — | — | — | — | M263/6 | — | — | — | — |
| Do. Spring | 65-6998 | — | — | — | — | — | — | 66-7020 | — | — | — | 27-7920 |
| Do. Stop Plate | — | — | — | — | — | — | — | — | — | — | — | 33-7045 |
| Do. Stop, with stud .. | — | — | — | — | — | — | — | — | — | — | — | 31-7009 |
| Do. Stop Nut | — | — | — | — | — | — | — | — | — | — | — | 27-1039/6 |
| Rear Brake Pedal Spindle | — | — | — | — | — | — | — | — | — | — | — | 31-7005 |
| Pedal Spindle Locknut .. | — | — | — | — | — | — | — | — | — | — | — | 24-7000/6 |
| Pedal Spindle Nut | — | — | — | — | — | — | — | — | — | — | — | EA82/6 |
| Pedal Spindle Washer .. | — | — | — | — | — | — | — | — | — | — | — | 24-7911/6 |
| Rear Brake Rod, with toggle end. | 15-7926 | — | — | — | — | — | — | 15-7952 | — | — | — | 15-7926 |
| Toggle End Screw | 27-4517/1 | — | — | — | — | — | — | 27-4517/1 | — | — | — | 27-4517/1 |
| Toggle End Screw Nut .. | EB102/1 | — | — | — | — | — | — | EB102/1 | — | — | — | EB102/1 |
| Do. Spring Washer | K197 | — | — | — | — | — | — | K197 | — | — | — | K197 |
| Rear Brake Rod Spring .. | 15-7980 | — | — | — | — | — | — | 15-7980 | — | — | — | 15-7980 |
| Do. Spring Locknut | M263/1 | — | — | — | — | — | — | M263/1 | — | — | — | 24-563/1 |
| Do. Wing Nut | 15-7985/1 | — | — | — | — | — | — | 66-7023/1 | — | — | — | 15-7985/1 |
| Rear Brake Rod Bush .. | 15-7975 | — | — | — | — | — | — | 15-7975 | — | — | — | 15-7975 |
| Do. Grease Nipple | 28-2080 | — | — | — | — | — | — | 28-2080 | — | — | — | 28-2080 |
| Do. Grease Nipple Washer | S91/6 | — | — | — | — | — | — | S91/6 | — | — | — | S91/6 |

Quote Engine and Frame Numbers, with prefix letters, when ordering spares.

See particulars of equipment on page 208.

FOOTRESTS, FOOTPLATES, LEGSHIELDS, AND FITTINGS.

| DESCRIPTION. | B20. B23. | B21. | B22. | B24. | B25. | B26. | M19. | M20. M21. | M22. | M23. M24. | Y13. | G14. |
|---|------------------|---|------------------|------------------|------------------|------------------|------------------|------------------|------------------|------------------|-----------------|-----------------|
| FOOTRESTS. | | | | | | | | | | | | |
| Footrest Plate, with spindle | — | — | — | — | — | — | — | — | — | — | 15-8153(2) | — |
| Footrest Rubber | 29-7500(2) | 29-7500(2) | 15-8155(2) | 15-8155(2) | 15-8155(2) | 29-7500(2) | 15-8155(2) | 15-8155(2) | 15-8155(2) | 15-8155(2) | 15-8155(2) | — |
| Footrest Rod | 65-4833/1 | 65-4833/1 | 65-4829/1 | 65-4829/1 | 65-4829/1 | 65-4833/1 | 66-4900/1 | 66-4900/1 | 66-4900/1 | 66-4900/1 | — | — |
| Footrest Rod Nut | 24-7000/6 (2) | 24-7000/6 (2) | 24-7000/6 (2) | 24-7000/6 (2) | 24-7000/6 (2) | 24-7000/6 (2) | 15-5753/6 (2) | 15-5753/6 (2) | 15-5753/6 (2) | 15-5753/6 (2) | — | — |
| Footrest Rod Washer .. | B905/6 (4) | B905/6 (4) | 24-5914/6 (2) | 24-5914/6 (2) | 24-5914/6 (2) | B905/6 (4) | 24-5914/6 (2) | 24-5914/6 (2) | 24-5914/6 (2) | 24-5914/6 (2) | — | — |
| Footrest Rod Packing Collar | 30-729/6 (2) | 30-729/6 (2) | — | — | — | 30-729/6 (2) | — | — | — | — | — | — |
| Footrest Bracket | — | — | 65-4830(2) | 65-4830(2) | 65-4830(2) | — | 66-4897(2) | 66-4897(2) | 66-4897(2) | 66-4897(2) | — | — |
| Footrest Distance Tube .. | 29-7502(3) | 29-7502(3) | 66-4906 | 66-4906 | 66-4906 | 29-7502(3) | 66-4906 | 66-4906 | 66-4906 | 66-4906 | — | — |
| Footrest Cork Washer .. | — | — | 66-4902(2) | 66-4902(2) | 66-4902(2) | — | 66-4902(2) | 66-4902(2) | 66-4902(2) | 66-4902(2) | — | — |
| Chaincase Distance Piece.. | 65-4837 | 65-4837 | 66-4903(2) | 66-4903(2) | 66-4903(2) | 65-4837 | 66-4903(2) | 66-4903(2) | 66-4903(2) | 66-4903(2) | — | — |
| Footrest Chaincase Distance Piece. | — | — | 65-4831 | 65-4831 | 65-4831 | — | — | — | — | — | — | — |
| Engine Plate and Chaincase Distance Piece. | 65-4836(2) | 65-4836(2) | — | — | — | 65-4836(2) | — | — | — | — | — | — |
| Footrest Rod Leather Whr. | N592 | N592 | — | — | — | N592 | — | — | — | — | — | — |
| B.S.A. PILLION FOOTRESTS (Folding Pattern). | | | | | | | | | | | | |
| Pillion Footrest Spindle (left-hand). | } Required | when No. 12, 8A, 6B, or 6c Sidecar Chassis is fitted. | { — | { — | { — | { — | 33-8136 | 33-8136 | 33-8136 | 33-8136 | 33-8136 | 33-8136 |
| Do. Split Pin (left-hand) . | | | | | | | | | | | | |
| Pillion Footrest Spindle .. | — | — | — | — | — | — | — | — | — | — | *15-8230 (2) | *15-8230 (2) |
| Do. (left-hand) | 66-4936 | 66-4936 | 66-4936 | 66-4936 | 66-4936 | 66-4936 | 66-4936 | 66-4936 | 66-4936 | 66-4936 | — | — |
| Do. (right-hand) | 66-4938 | 66-4936 | 66-4938 | 66-4938 | 66-4938 | 66-4938 | 66-4938 | 66-4938 | 66-4938 | 66-4938 | — | — |
| Do. (left-hand) (when twin upswept exhaust pipes are fitted). | — | — | — | 66-4938 | 66-4938 | 66-4938 | 66-4938 | 66-4938 | 66-4938 | 66-4938 | — | — |


NOTE.—When foot gear change is supplied for Models B20, B21, B23, B26, Footrests as B22, B24 are fitted,

SEE FURTHER PARTICULARS FOR ORDERING SPARE PARTS ON PAGE 160.

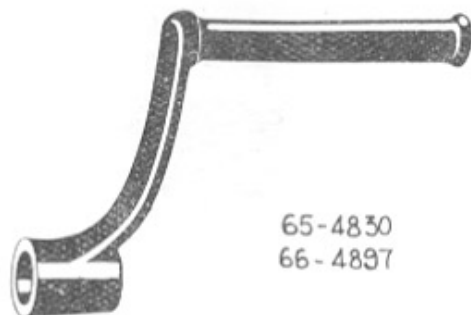
FOOTRESTS, FOOTPLATES, LEGSHIELDS AND FITTINGS.



66-4902



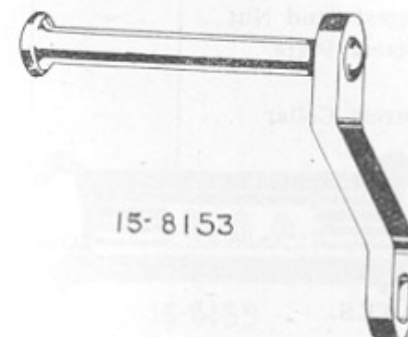

65-4837
66-4903



65-4830
66-4897



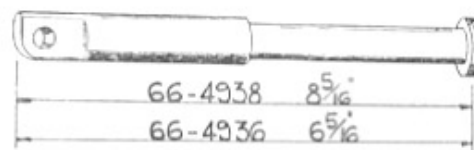
24-5914
B-905
30-729



15-8153



15-8230



15-8155, 29-7500



33-8136



35-722



N 592



15-5753
24-7000



66-4906

NOTE.—Figures in brackets denote number per set, e.g., (2), 2 per set.

Footrests, Footplates, Legshields, and Fittings—contd.

When no figures in brackets are shown one part constitutes a set.

| DESCRIPTION. | B20. B23. | B21. | B22. | B24. | B25. | B26. | M19. | M20. M21. | M22. | M23. M24. | Y13. | G14. |
|---|-----------------|-----------------|-----------------|-----------------|-----------------|-----------------|-----------------|-----------------|-----------------|-----------------|-----------------|-----------------|
| Pillion Footrest Spindle R'ber | 15-8155(2) | 15-8155(2) | 15-8155(2) | 15-8155(2) | 15-8155(2) | 15-8155(2) | 15-8155(2) | 15-8155(2) | 15-8155(2) | 15-8155(2) | 15-8155(2) | 15-8155(2) |
| Pillion Footrest Spindle Bolt | 15-518/6 (2) | 15-518/6 (2) | 15-518/6 (2) | 15-518/6 (2) | 15-518/6 (2) | 15-518/6 (2) | 15-518/6 (2) | 15-518/6 (2) | 15-518/6 (2) | 15-518/6 (2) | EB144/6 (2) | EB144/6 (2) |
| Do. Bolt Nut | EA80/6(2) | EA80/6(2) | EA80/6(2) | EA80/6(2) | EA80/6(2) | EA80/6(2) | EA80/6(2) | EA80/6(2) | EA80/6(2) | EA80/6(2) | EB106/6(2) | EB106/6(2) |
| Do. Bolt Spring Washer.. | — | — | — | — | — | — | — | — | — | — | EB150(4) | EB150(4) |
| Pillion Footrest Spindle Fork | — | — | — | — | — | — | — | — | — | — | 15-8229(2) | 15-8229(2) |
| Pillion Footrest Fork Nut | — | — | — | — | — | — | — | — | — | — | B906/6(2) | B906/6(2) |
| Do. Spring Washer .. | — | — | — | — | — | — | — | — | — | — | 35-36(2) | 35-36(2) |
| Pillion Footrest Stud (right-hand) (chainstay lug). | — | — | — | — | — | — | — | — | — | — | 33-4160/1 | 33-4160/1 |
| Pillion Footrest Stud Nut.. | — | — | — | — | — | — | — | — | — | — | M365A/6 | M365A/6 |
| Pillion Footrest Plate .. | — | — | — | — | — | — | — | — | — | — | *33-8133 (2) | *33-8133 (2) |
| Pillion Footrest Collar .. | — | — | — | — | — | — | — | — | — | — | *33-4599 (2) | *33-4599 (2) |
| Pillion Footrest Split Pin.. | — | — | — | — | — | — | — | — | — | — | *C2-140(2) | *C2-140(2) |

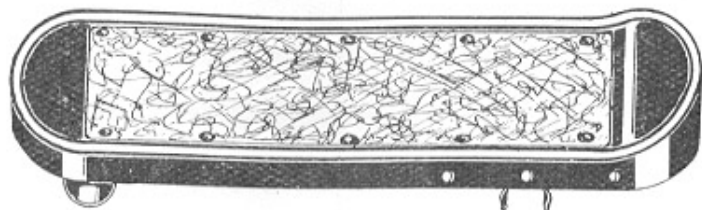
* One off only required when Nos. 12, 8A, 6B, or 6c Sidecar Chassis is fitted.

FOOTPLATES.

| | | | | | | | | | | | | |
|---|------------------|---|---|---|---|---|---|------------------|---|---|---|------------------|
| Footplate, complete with mat and clips. | 15-8235(2) | — | — | — | — | — | — | 24-8090(2) | — | — | — | 24-8090(2) |
| Do. (G.P.O. only) .. | 24-8249(2) | — | — | — | — | — | — | 24-8249(2) | — | — | — | — |
| Footplate Rubber Mat .. | 15-8190(2) | — | — | — | — | — | — | 15-8190(2) | — | — | — | 15-8190(2) |
| Footplate Ferodo Strip .. | 24-8089(2) | — | — | — | — | — | — | 24-8089(2) | — | — | — | — |
| Footplate Mat Rivet .. | 15-8195 (24) | — | — | — | — | — | — | 15-8195 (24) | — | — | — | 15-8195 (24) |
| Footplate Ferodo Strip Rivet | 15-8195 (20) | — | — | — | — | — | — | 15-8195 (20) | — | — | — | — |
| Footplate Spring Clip .. | 15-8224(4) | — | — | — | — | — | — | 15-8224(4) | — | — | — | 15-8224(4) |
| Footplate "U" Clip .. | 24-8085(2) | — | — | — | — | — | — | 24-8085(2) | — | — | — | 24-8085(2) |
| Footplate Spring Clip Bolt | 24-8328/1 (8) | — | — | — | — | — | — | 24-8328/1 (8) | — | — | — | 24-8328/1 (8) |
| Do. Bolt Nut | EB113/1(8) | — | — | — | — | — | — | EB113/1(8) | — | — | — | EB113/1(8) |
| Do. Bolt Spring Washer.. | K197(8) | — | — | — | — | — | — | K197(8) | — | — | — | K197(8) |

SEE FURTHER PARTICULARS FOR ORDERING SPARE PARTS ON PAGE 160.

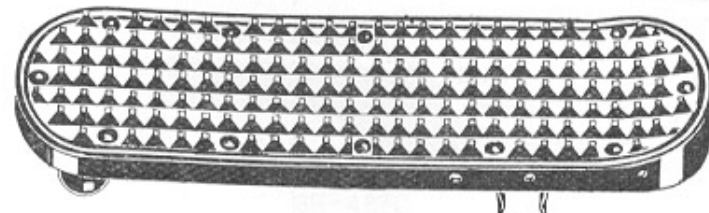
FOOTRESTS, FOOTPLATES, LEGSHIELDS AND FITTINGS.



24-8249



15-8229



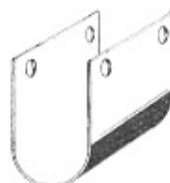
15-8235
24-8090



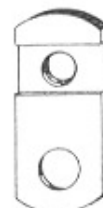
24-8089



B. 906
E.A. 80
E.B. 106
E.B. 113




24-8085



33-8133



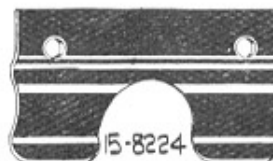
15-8155



15-8190



K. 197



15-8224



E.B. 150



M. 365A



33-4160



E.B. 144

15-518
24-8328



35-36



15-8195



33-4599



C2-140

NOTE.—Figures in brackets denote number per set, e.g., (2), 2 per set.

Footrests, Footplates, Legshields, and Fittings—*contd.*

When no figures in brackets are shown one part constitutes a set.

| DESCRIPTION. | B20. B23. | B21. | B22. | B24. | B25. | B26. | M19. | M20. M21. | M22. | M23. M24. | Y13. | G14. |
|--|------------------|------|------|------|------|------|------|------------------|------|--------------|------|------------------|
| Footplate Support (left-hand) | 65-4882 | — | — | — | — | — | — | 66-4807 | — | — | — | 33-8610 |
| Do. (right-hand) | 65-4880 | — | — | — | — | — | — | 66-4806 | — | — | — | 33-8607 |
| Footplate Front Support Rod | — | — | — | — | — | — | — | — | — | — | — | 33-8612/6 |
| Do. Nut | — | — | — | — | — | — | — | — | — | — | — | 15-5753/6 (2) |
| Footplate Front Support Distance Tube. | — | — | — | — | — | — | — | — | — | — | — | 31-4132 |
| Footplate Front Support Plate and Crankcase Pack- ing Piece. | 15-7563/6 (2) | — | — | — | — | — | — | — | — | — | — | — |
| Footplate Rear Support Rod | 65-4863 | — | — | — | — | — | — | 66-4802 | — | — | — | — |
| Footplate Support Sleeve (left-hand). | — | — | — | — | — | — | — | 66-4804 | — | — | — | — |
| Do. Washer | — | — | — | — | — | — | — | 30-729(2) | — | — | — | — |
| Do. Distance Piece .. | — | — | — | — | — | — | — | 65-4837 | — | — | — | — |
| Do. (right-hand) | — | — | — | — | — | — | — | 66-4813 | — | — | — | — |
| Footplate Rear Support Bracket (right-hand). | — | — | — | — | — | — | — | 66-4810 | — | — | — | 33-8605 |
| Do. (left-hand) | — | — | — | — | — | — | — | 66-4810 | — | — | — | 33-8604 |
| Footplate Rear Support Rod Washer. | 15-39/6 (2) | — | — | — | — | — | — | 24-5914/6 (2) | — | — | — | — |
| Do. Nut | 24-7000/6 (2) | — | — | — | — | — | — | 15-5753/6 (2) | — | — | — | — |
| Do. Distance Tube (r.h.) .. | 65-4865 | — | — | — | — | — | — | — | — | — | — | — |
| Do. Distance Tube (l.h.) .. | 65-4864 | — | — | — | — | — | — | — | — | — | — | — |
| Do. Distance Tube End .. | 33-8609(4) | — | — | — | — | — | — | — | — | — | — | — |
| Engine Plate and Chaincase Distance Piece. | 65-4836 | — | — | — | — | — | — | — | — | — | — | — |
| Do. Distance Washer .. | 30-729 | — | — | — | — | — | — | — | — | — | — | — |
| Chaincase Distance Piece .. | 65-4837 | — | — | — | — | — | — | — | — | — | — | — |
| Front Support Plate Top Stud | 24-935/6 | — | — | — | — | — | — | — | — | — | — | — |
| Do. Top Stud Nut .. | EB113/6(2) | — | — | — | — | — | — | — | — | — | — | — |
| Do. Bottom Stud .. | 27-5684/6 | — | — | — | — | — | — | — | — | — | — | — |
| Do. Bottom Stud Nut .. | EA82/6(2) | — | — | — | — | — | — | — | — | — | — | — |

SEE FURTHER PARTICULARS FOR ORDERING SPARE PARTS ON PAGE 160.


FOOTRESTS, FOOTPLATES, LEGSHIELDS AND FITTINGS.




65-4882



66-4807 L.H.
66-4806 R.H.




65-4880.



65-4864 3 1/2"
65-4865 8 1/2"
66-4813 5 9/16"



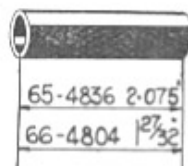
15-5753
24-7000
E.A. 82
E.B. 113




24-935 3 17/32"
27-5684 3 9/16"



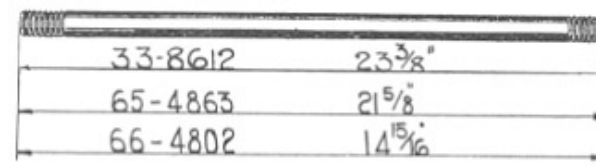
65-4837



65-4836 2-075"
66-4804 1 27/32"



33-8604
33-8605
66-4810



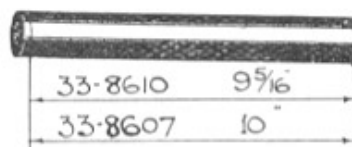
33-8612 23 3/8"
65-4863 21 5/8"
66-4802 14 15/16"



15-39
24-5914
30-729



31-4132



33-8610 9 5/16"
33-8607 10"



33-8609



15-7563

NOTE.—Figures in brackets denote number per set, e.g., (2), 2 per set.


Footrests, Footplates, Legshields, and Fittings—*contd.*

When no figures in brackets are shown one part constitutes a set.

| DESCRIPTION. | B20. B23. | B21. | B22. | B24. | B25. | B26. | M19. | M20. M21. | M22. | M23. M24. | Y13. | G14. |
|--|------------------|------------------|------------------|------------------|------------------|------------------|------------------|------------------|------------------|------------------|------------|------------|
| LEGSHIELDS FOR FOOTRESTS. | | | | | | | | | | | | |
| Legshield, complete assembly (when hand gearchange is fitted). | 65-7243 | 65-7243 | 65-7243 | 65-7243 | — | 65-7243 | 66-7255 | 66-7251 | 66-7255 | 66-7255 | 33-8458 | 33-8469 |
| Do. (when foot gearchange is fitted). | 65-7245 | 65-7245 | 65-7245 | 65-7245 | 65-7245 | 65-7245 | 66-7253 | 66-7250 | 66-7253 | 66-7253 | 33-8468 | 33-8459 |
| Legshield (left-hand) .. | 65-7315 | 65-7315 | 65-7315 | 65-7315 | 65-7315 | 65-7315 | 66-7263 | 66-7263 | 66-7263 | 66-7263 | 33-8465 | 33-8465 |
| Legshield (right-hand) (when hand gearchange is fitted). | 65-7311 | 65-7311 | 65-7311 | 65-7311 | — | 65-7311 | 66-7266 | 66-7266 | 66-7266 | 66-7266 | 33-8466 | 33-8466 |
| Do. (when foot gearchange is fitted). | 65-7313 | 65-7313 | 65-7313 | 65-7313 | 65-7313 | 65-7313 | 66-7267 | 66-7267 | 66-7267 | 66-7267 | 33-8465 | 33-8465 |
| Front Down Tube Clip .. | — | — | — | — | — | — | — | — | — | — | 24-8927(2) | — |
| Front Down Tube Clip Bolt | — | — | — | — | — | — | — | — | — | — | B751/6(2) | — |
| Clip Bolt Spring Washer .. | — | — | — | — | — | — | — | — | — | — | 28-260(2) | — |
| Clip Bolt Washer | — | — | — | — | — | — | — | — | — | — | A34/6(2) | — |
| Clip Bolt Nut | — | — | — | — | — | — | — | — | — | — | EB113/6(2) | — |
| Legshield Support Tube (r.h.) | — | — | — | — | — | — | — | — | — | — | — | 33-8454 |
| Do. (left-hand) | — | — | — | — | — | — | — | — | — | — | — | 33-8456 |
| Do. Bolt (frame) | — | — | — | — | — | — | — | — | — | — | — | EB700/6(2) |
| Do. Bolt Washer | — | — | — | — | — | — | — | — | — | — | — | 24-6035(2) |
| Do. (top) | 65-7279 | 65-7279 | 65-7279 | 65-7279 | 65-7279 | 65-7279 | 66-7318 | 66-7318 | 66-7318 | 66-7318 | 33-8440 | — |
| Do. Frame Clip (right-hand) | 29-7661 | 29-7661 | 29-7661 | 29-7661 | 29-7661 | 29-7661 | 66-7315 | 66-7315 | 66-7315 | 66-7315 | — | — |
| Do. Frame Clip (left-hand) | 29-7660 | 29-7660 | 29-7660 | 29-7660 | 29-7660 | 29-7660 | 66-7316 | 66-7316 | 66-7316 | 66-7316 | — | — |
| Support Tube Nut | 27-7979/6 (2) | 27-7979/6 (2) | 27-7979/6 (2) | 27-7979/6 (2) | 27-7979/6 (2) | 27-7979/6 (2) | 27-7979/6 (2) | 27-7979/6 (2) | 27-7979/6 (2) | 27-7979/6 (2) | — | — |
| Support Tube Bolt | B751/6(2) | B751/6(2) | B751/6(2) | B751/6(2) | B751/6(2) | B751/6(2) | B751/6(2) | B751/6(2) | B751/6(2) | B751/6(2) | EB700/6(2) | EB700/6(2) |
| Support Tube Bolt Nut .. | 27-4401/6 (2) | 27-4401/6 (2) | 27-4401/6 (2) | 27-4401/6 (2) | 27-4401/6 (2) | 27-4401/6 (2) | 27-4401/6 (2) | 27-4401/6 (2) | 27-4401/6 (2) | 27-4401/6 (2) | EA80/6(2) | EA80/6(2) |
| Support Tube Bolt Washer | B751A/6(2) | B751A/6(2) | B751A/6(2) | B751A/6(2) | B751A/6(2) | B751A/6(2) | B751A/6(2) | B751A/6(2) | B751A/6(2) | B751A/6(2) | F21/6(2) | F21/6(2) |
| Do. Spring Washer | — | — | — | — | — | — | — | — | — | — | 24-6035(2) | 24-6035(2) |
| Legshield Bottom Support (right-hand). | 65-7345 | 65-7345 | 65-7345 | 65-7345 | 65-7345 | 65-7345 | 65-7345 | 66-7268 | 65-7345 | 65-7345 | 33-8443 | 33-8443 |
| Do. (left-hand) | 65-7345 | 65-7345 | 65-7345 | 65-7345 | 65-7345 | 65-7345 | 65-7345 | 65-7345 | 65-7345 | 65-7345 | 33-8443 | 33-8443 |
| Legshield Bottom Support Clip. | S113(4) | S113(4) | S113(4) | S113(4) | S113(4) | S113(4) | S113(4) | S113(4) | S113(4) | S113(4) | — | — |

SEE FURTHER PARTICULARS FOR ORDERING SPARE PARTS ON PAGE 160

FOOTRESTS, FOOTPLATES, LEGSHIELDS AND FITTINGS.




66-7267 RH
66-7263 LH
65-7313 RH
65-7315 LH



33-8466



66-7266 RH
65-7311 RH



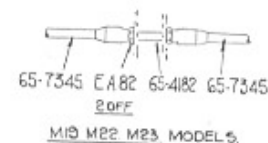
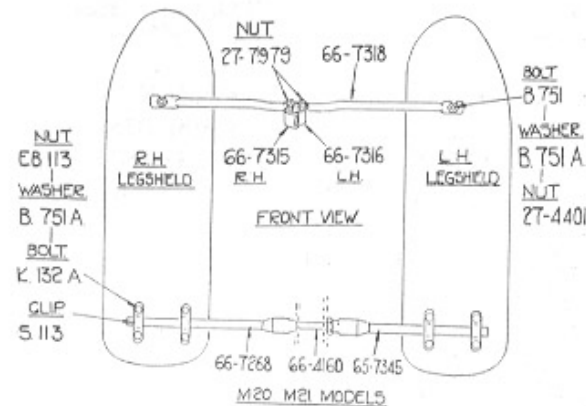
33-8465



S 113



EB 700
B 751



A 34
B 751A
F 21



29-7660
66-7316



EB 113
EA 80



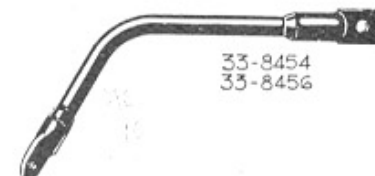
66-7318



65-7345



29-7661
66-7315



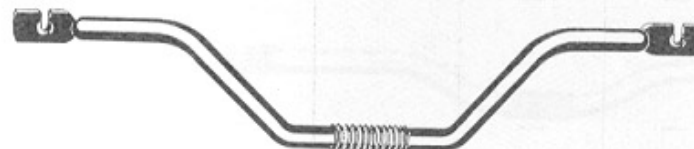
33-8454
33-8456



24-8327



27-7979




65-7279



28-260
24-6035



66-7268



33-8443



27-4401



33-8440

NOTE.—Figures in brackets denote number per set, e.g., (2), 2 per set.


Footrests, Footplates, Legshields, and Fittings—contd.

When no figures in brackets are shown one part constitutes a set.


| DESCRIPTION. | B20. B23. | B21. | B22. | B24. | B25. | B26. | M19. | M20. M21. | M22. | M23. M24. | Y13. | G14. |
|--|-----------------|------------|------------|------------|------------|------------|------------|-----------------|------------|--------------|----------------|-----------------|
| Support Clip Bolt .. | K132A/6(8) | K132A/6(8) | K132A/6(8) | K132A/6(8) | K132A/6(8) | K132A/6(8) | K132A/6(8) | K132A/6(8) | K132A/6(8) | K132A/6(8) | — | — |
| Support Clip Bolt Washer | B751A/6(8) | B751A/6(8) | B751A/6(8) | B751A/6(8) | B751A/6(8) | B751A/6(8) | B751A/6(8) | B751A/6(8) | B751A/6(8) | B751A/6(8) | — | — |
| Support Clip Bolt Nut .. | EB113/6(8) | EB113/6(8) | EB113/6(8) | EB113/6(8) | EB113/6(8) | EB113/6(8) | EB113/6(8) | EB113/6(8) | EB113/6(8) | EB113/6(8) | — | — |
| Legshield Bottom Support Bolt. | — | — | — | — | — | — | — | — | — | — | EB700/6 (4) | EB700/6 (4) |
| Legshield Support Bolt Wr. | — | — | — | — | — | — | — | — | — | — | F21/6(4) | F21/6(4) |
| Do. Spring Washer .. | — | — | — | — | — | — | — | — | — | — | 24-6035(4) | 24-6035(4) |
| Legshield Support Bolt Nut | — | — | — | — | — | — | — | — | — | — | EA80/6(4) | EA80/6(4) |
| Engine Plate Crankcase Bolt | — | — | — | — | — | — | — | 66-4160 | — | — | — | — |
| Crankcase and Frame Bolt (top, front). | — | — | — | — | — | — | 65-4182 | — | 65-4182 | 65-4182 | — | — |
| LEGSHIELDS FOR FOOTPLATES. | | | | | | | | | | | | |
| Legshield, c'plete assembly | 65-7283 | — | — | — | — | — | — | 66-7327 | — | — | — | 33-8875 |
| Do. (G.P.O.) .. | 65-7284 | — | — | — | — | — | — | 66-7327 | — | — | — | — |
| Legshield (r.h.) (G.P.O.) .. | 65-7277 | — | — | — | — | — | — | — | — | — | — | — |
| Legshield (l.h.) (G.P.O.) .. | 65-7277 | — | — | — | — | — | — | — | — | — | — | — |
| Legshield (right-hand) .. | 65-7278 | — | — | — | — | — | — | 66-7330 | — | — | — | 33-8877 |
| Legshield (left-hand) .. | 65-7278 | — | — | — | — | — | — | 66-7331 | — | — | — | 33-8879 |
| Legshield Rubber Grommet | — | — | — | — | — | — | — | 42-401 | — | — | — | — |
| Legshield Bolt (G.P.O.) .. | EA76/6 (10) | — | — | — | — | — | — | EA76/6 (16) | — | — | — | — |
| Legshield Bolt .. | EB673/6 (10) | — | — | — | — | — | — | EB673/6 (16) | — | — | — | EB673/6 (16) |
| Legshield Bolt Spring Whr. | 24-7068 (10) | — | — | — | — | — | — | 24-7068 (16) | — | — | — | 24-7068 (16) |
| Legshield Bolt Nut .. | EB116/6 (10) | — | — | — | — | — | — | EB116/6 (16) | — | — | — | EB116/6 (16) |
| Do. Nut (G.P.O.).. | M263/6(10) | — | — | — | — | — | — | M263/6(16) | — | — | — | — |
| Do. Spring Washer (G.P.O.) | 24-978(10) | — | — | — | — | — | — | 24-978(16) | — | — | — | — |
| Legshield Bolt Nut .. | — | — | — | — | — | — | — | M263/6(16) | — | — | — | — |
| Legshield Bolt Spring Whr. | — | — | — | — | — | — | — | 24-978(16) | — | — | — | — |
| Legshield Front Support Tube. | 65-7279 | — | — | — | — | — | — | 66-7318 | — | — | — | 33-8883(2) |

SEE FURTHER PARTICULARS FOR ORDERING SPARE PARTS ON PAGE 160.


FOOTRESTS, FOOTPLATES, LEGSHIELDS AND FITTINGS.




33-8879




66-7331 LH



65-7277
65-7278



66-7330 RH



33-8877



24-7068
24-978



42-401



33-8883



EB 116
M 263
E 19
EA 80
EB 113



B 751A
F 21



66-7318



24-6035



EA 76
EB 700
K 132 A



EB 673



65-4182



65-7279



66-4160

NOTE.—Figures in brackets denote number per set, e.g., (2), 2 per set.

Footrests, Footplates, Legshields, and Fittings—*contd.*

When no figures in brackets are shown one part constitutes a set.

| DESCRIPTION. | B20. B23. | B21. | B22. | B24. | B25. | B26. | M19. | M20. M21. | M22. | M23. M24. | Y13. | G14. |
|---------------------------------------|------------------|------|------|------|------|------|------|------------------|------|--------------|------|------------------|
| Legshield Front Support Tube Nut. | 27-7979(2) | — | — | — | — | — | — | 27-7979(2) | — | — | — | — |
| Do. Bolt (frame) | — | — | — | — | — | — | — | — | — | — | — | EB700/6(2) |
| Do. Bolt Washer | — | — | — | — | — | — | — | — | — | — | — | 15-5155/1 (2) |
| Do. Frame Clip (right-hand) | 29-7661 | — | — | — | — | — | — | 66-7315 | — | — | — | — |
| Do. Frame Clip (left-hand) | 29-7660 | — | — | — | — | — | — | 66-7316 | — | — | — | — |
| Front Support Tube Bolt.. | 21-462/6 (2) | — | — | — | — | — | — | 21-462/6 (2) | — | — | — | 15-4207/6 (2) |
| Front Support Tube Bolt Wing-nut. | 29-7680/1 (2) | — | — | — | — | — | — | 29-7680/1 (2) | — | — | — | 27-9006/1 (2) |
| Front Support Tube Bolt Locknut. | 29-7681/6 (2) | — | — | — | — | — | — | 29-7681/6 (2) | — | — | — | — |
| Front Support Tube Bolt Washer. | 27-8560/6 (2) | — | — | — | — | — | — | 27-8560/6 (2) | — | — | — | K234A/6 (2) |
| Front Support Tube Bolt Washer. | 25-7180/6 (2) | — | — | — | — | — | — | 25-7180/6 (2) | — | — | — | — |
| Crankcase and Frame Bolt Top (front). | 65-4182/6 | — | — | — | — | — | — | — | — | — | — | — |
| Do. Nut | E19/6(2) | — | — | — | — | — | — | — | — | — | — | — |

Quote Engine and Frame Numbers, with prefix letters, when ordering spares.

See particulars of equipment on page 208.

FOOTRESTS, FOOTPLATES, LEGSHIELDS AND FITTINGS.



27-9006
29-7680



65-4182



27-8560
25-7180
K.234A
15-5155.



29-7660
66-7316.



29-7661
66-7315



27-7979
E 19



15-4207
21-462
E B 700



29-7681

CONNECTING ROD WITH BIG-END BEARING ASSEMBLY.

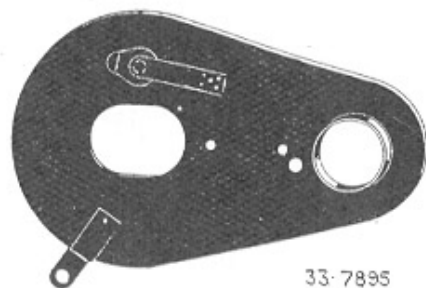
| <i>Models.</i> | | | | <i>Component Number.</i> |
|--------------------|-----|-----|-----|--------------------------|
| B20 | ... | ... | ... | 65-442 |
| B21, B22 | ... | ... | ... | 65-451 |
| B23, B24, B25, B26 | ... | ... | ... | 65-462 |
| M19 | ... | ... | ... | 66-478 |
| M20, M21 | ... | ... | ... | 66-477 |
| M22, M23 | ... | ... | ... | 66-478 |
| M24 | ... | ... | ... | 66-479 |
| Y13 | ... | ... | ... | 33-241 |
| G14 | ... | ... | ... | 26-602 |

CHAINCASE, CHAINGUARD, AND FITTINGS.

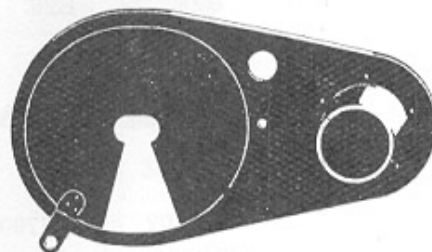
| DESCRIPTION. | B20. B23. | B21. | B22. | B24. | B25. | B26. | M19. | M20. M21. | M22. | M23. M24. | Y13. | G14. |
|--|------------------|------------------|------------------|------------------|------------------|------------------|------------------|------------------|------------------|------------------|-----------|-----------|
| CHAINCASE. | | | | | | | | | | | | |
| Chaincase (front), with fixed fittings. | 65-7557 | 65-7557 | 65-7562 | 65-7562 | 65-7562 | 65-7557 | 66-7502 | 66-7502 | 66-7502 | 66-7525 | 33-7875 | 33-7875 |
| Chaincase Inspection Cap.. | 27-209 | 27-209 | 27-209 | 27-209 | 27-209 | 27-209 | 27-209 | 27-209 | 27-209 | 27-209 | — | — |
| Do. Washer | 27-207 | 27-207 | 27-207 | 27-207 | 27-207 | 27-207 | 27-207 | 27-207 | 27-207 | 27-207 | — | — |
| Chaincase Inspection Cover | — | — | — | — | — | — | — | — | — | — | 24-8737 | 24-8737 |
| Do. Rivet | — | — | — | — | — | — | — | — | — | — | S172 | S172 |
| Do. Washer | — | — | — | — | — | — | — | — | — | — | S173 | S178 |
| Chaincase Securing Bolt .. | 65-7549/6 (3) | 65-7549/6 (3) | 65-7549/6 (3) | 65-7549/6 (3) | 65-7549/6 (3) | 65-7549/6 (3) | 65-7549/6 (3) | 65-7549/6 (3) | 65-7549/6 (3) | 65-7549/6 (3) | — | — |
| Do. Spring Washer .. | K197(3) | K197(3) | K197(3) | K197(3) | K197(3) | K197(3) | K197(3) | K197(3) | K197(3) | K197(3) | — | — |
| Chaincase (rear), with fixed fittings and sliding plate. | 65-7559 | 65-7559 | 65-7559 | 65-7559 | 65-7559 | 65-7559 | 66-7504 | 66-7504 | 66-7504 | 66-7504 | 33-7895 | 33-7895 |
| Chaincase (rear) Inspection Cover. | — | — | — | — | — | — | — | — | — | — | 24-8742 | 24-8742 |
| Chaincase Inspection Cover Rivet. | — | — | — | — | — | — | — | — | — | — | S172 | S172 |
| Do. Washer | — | — | — | — | — | — | — | — | — | — | S173 | S173 |
| Front and Rear Chaincase Fixing Screw. | EB379/6 (16) | EB379/6 (16) | EB379/6 (16) | EB379/6 (16) | EB379/6 (16) | EB379/6 (16) | EB379/6 (16) | EB379/6 (16) | EB379/6 (16) | EB379/6 (16) | — | — |
| Chaincase Fixing Screw Spring Washer. | 24-7068 (16) | 24-7068 (16) | 24-7068 (16) | 24-7068 (16) | 24-7068 (16) | 24-7068 (16) | 24-7068 (16) | 24-7068 (16) | 24-7068 (16) | 24-7068 (16) | — | — |
| Chaincase Joint Washer .. | 66-7514 | 66-7514 | 66-7514 | 66-7514 | 66-7514 | 66-7514 | 66-7514 | 66-7514 | 66-7514 | 66-7514 | — | — |
| Chaincase (rear) Felt Whr. | 15-8814 | 15-8814 | 15-8814 | 15-8814 | 15-8814 | 15-8814 | 15-8814 | 15-8814 | 15-8814 | 15-8814 | — | — |
| Chaincase and Crankcase Joint Washer. | 66-7519 | 66-7519 | 66-7519 | 66-7519 | 66-7519 | 66-7519 | — | — | — | — | — | — |
| Do. Joint Paper Washer.. | 66-7515(2) | 66-7515(2) | 66-7515(2) | 66-7515(2) | 66-7515(2) | 66-7515(2) | 66-7515 | 66-7515 | 66-7515 | 66-7515 | — | — |
| Chaincase Oil Level Plug.. | 66-7517/6 | 66-7517/6 | 66-7517/6 | 66-7517/6 | 66-7517/6 | 66-7517/6 | 66-7517/6 | 66-7517/6 | 66-7517/6 | 66-7517/6 | — | — |
| Do. Washer | EB242 | EB242 | EB242 | EB242 | EB242 | EB242 | EB242 | EB242 | EB242 | EB242 | — | — |
| Chaincase Oil Drain Plug.. | 15-645/1 | 15-645/1 | 15-645/1 | 15-645/1 | 15-645/1 | 15-645/1 | 15-645/1 | 15-645/1 | 15-645/1 | 15-645/1 | — | — |
| Do. Washer | 66-7518 | 66-7518 | 66-7518 | 66-7518 | 66-7518 | 66-7518 | 66-7518 | 66-7518 | 66-7518 | 66-7518 | — | — |
| Chaincase Stud | — | — | — | — | — | — | — | — | — | — | 33-581/1 | 33-581/1 |
| Chaincase Stud Nut .. | — | — | — | — | — | — | — | — | — | — | M263/1 | M263/1 |
| Chaincase Stud Washer .. | — | — | — | — | — | — | — | — | — | — | 27-8560/6 | 27-8560/6 |
| Chaincase Stud Nut (inside) | — | — | — | — | — | — | — | — | — | — | EA80/1 | EA80/1 |
| Chaincase Stud Spring Whr. | — | — | — | — | — | — | — | — | — | — | 24-8784 | 24-8784 |

SEE FURTHER PARTICULARS FOR ORDERING SPARE PARTS ON PAGE 164


CHAINCASE, CHAINGUARD, AND FITTINGS.



33-7895



33-7875



66-7502
66-7525
65-7557
65-7562



S173



27-209



S172



65-7549



66-7515



15-8314



33-581




24-8784
24-7068
K-197



15-645
66-7517



EB-379



24-8737



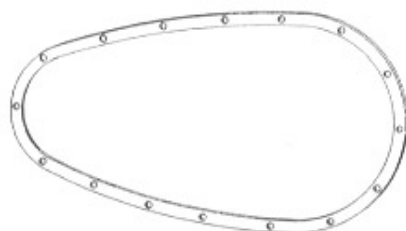
27-8560



M263
EA80



66-7518
EB-242



66-7514



27-207



66-7504
65-7559



24-8742



66-7519

NOTE.—Figures in brackets denote number per set, e.g., (2), 2 per set.

Chaincase, Chainguard, and Fittings—continued.

When no figures in brackets are shown one part constitutes a set.

| DESCRIPTION. | B20. B23. | B21. | B22. | B24. | B25. | B26. | M19. | M20. M21. | M22. | M23. M24. | Y13. | G14. |
|--|--------------|------------|------------|------------|------------|------------|------------|--------------|------------|--------------|------------|------------|
| Chaincase Distance Piece .. | — | — | — | — | — | — | — | — | — | — | 33-7536 | 33-7536 |
| Chaincase Attachment Bolt | — | — | — | — | — | — | — | — | — | — | — | 33-7537/1 |
| Do. Washer | — | — | — | — | — | — | — | — | — | — | — | EB76A |
| CHAINGUARD. | | | | | | | | | | | | |
| Chainguard, with fixed fittings | 65-7700 | 65-7700 | 65-7700 | 65-7700 | 65-7702 | 65-7700 | 66-7806 | 66-7806 | 66-7806 | 66-7806 | 33-8030 | 33-8030 |
| Do. (M24 Model only) .. | — | — | — | — | — | — | — | — | — | 66-7813 | — | — |
| Chainguard, complete with front end. | — | — | — | — | — | — | — | — | — | — | 33-8029 | 33-8029 |
| Chainguard Front End, with stud. | — | — | — | — | — | — | — | — | — | — | 33-8037 | 33-8037 |
| Chainguard and Front End Connecting Bolt. | — | — | — | — | — | — | — | — | — | — | 15-645/6 | 15-645/6 |
| Do. Washer | — | — | — | — | — | — | — | — | — | — | (2) | (2) |
| Chainguard Attachment Bolt (front). | — | — | — | — | — | — | 28-2338/6 | 28-2338/6 | 28-2338/6 | 28-2338/6 | B751A/6(2) | B751A/6(2) |
| Chainguard Securing Nut .. | M263/6(2) | M263/6(2) | M263/6(2) | M263/6(2) | M263/6(2) | M263/6(2) | EB113/6(2) | EB113/6(2) | EB113/6(2) | EB113/6(2) | 15-645/6 | 15-645/6 |
| Do. Washer | K234A/6(2) | K234A/6(2) | K234A/6(2) | K234A/6(2) | K234A/6(2) | K234A/6(2) | — | — | — | — | (2) | (2) |
| Do. Spring Washer .. | — | — | — | — | — | — | — | — | — | — | M263/6(2) | M263/6(2) |
| Chainguard (bottom) .. | — | — | — | — | — | — | — | — | — | — | 27-8560/6 | 27-8560/6 |
| Chainguard (bottom) Bolt | — | — | — | — | — | — | — | — | — | — | (2) | (2) |
| Chainguard Bolt Washer .. | — | — | — | — | — | — | 15-8833 | 15-8833 | 15-8833 | 15-8833 | K197(2) | K197(2) |
| Chainguard Bolt Nut .. | — | — | — | — | — | — | 1-4606/1 | 1-4606/1 | 1-4606/1 | 1-4606/1 | — | — |
| Chainguard and Mudguard Stay Distance Piece. | (M24 only) | — | — | — | — | — | (3) | (3) | (3) | (3) | — | — |
| Do. Connecting Clip .. | | — | — | — | — | — | 26-9461/1 | 26-9461/1 | 26-9461/1 | 26-9461/1 | — | — |
| Connecting Clip Bolt .. | | — | — | — | — | — | (3) | (3) | (3) | (3) | — | — |
| Do. Washer | | — | — | — | — | — | 25-7151/1 | 25-7151/1 | 25-7151/1 | 25-7151/1 | — | — |
| Do. Nut | | — | — | — | — | — | (3) | (3) | (3) | (3) | — | — |
| Chainguard Securing Screw (anchor strap). | — | — | — | — | 1-4606(2) | — | — | — | — | 66-7814 | — | — |
| Do. Nut | — | — | — | — | EB116(2) | — | — | — | — | 66-7815 | — | — |
| | | | | | | | | | | B751(2) | — | — |
| | | | | | | | | | | 27-8560(2) | — | — |
| | | | | | | | | | | M263(2) | — | — |

Quote Engine and Frame Numbers, with prefix letters, when ordering spares. See particulars of equipment on page 208.
When ordering Chaincase (Front), with fixed fittings for Empire and Gold Star Models, please specify colour.

CHAINCASE, CHAINGUARD AND FITTINGS.




66-7813



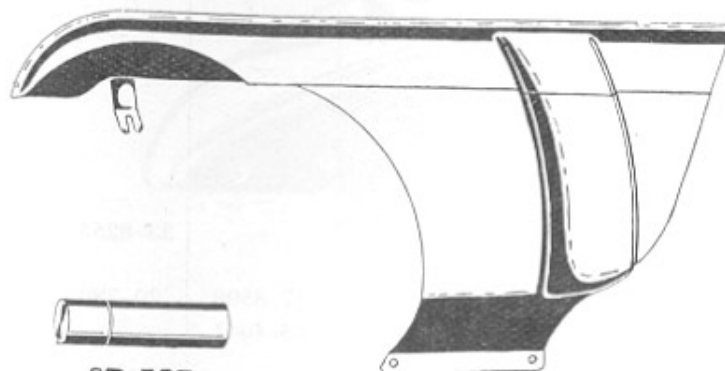
33-8037



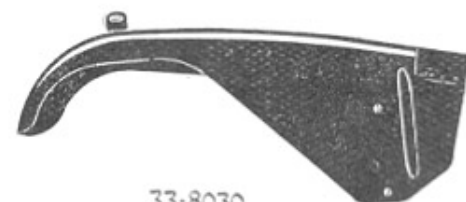
65-7700
66-7806



15-8833



65-7702.



33-8030




25-715L
EB-113.
EB-116.
M 263.



33-7536



27-327



66-7814



K.197



33-7537



26-9461
27-8560
B. 751A.
EB 76 A.
K. 234A



B. 751
15-645.
28-2338
I-4606



66-7815.

NOTE.—Figures in brackets denote number per set, e.g., (2), 2 per set.

TANK AND FITTINGS.

When no figures in brackets are shown one part constitutes a set.

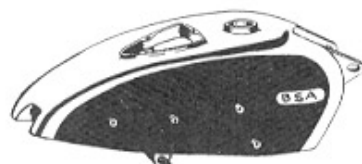
| DESCRIPTION. | B20. B23. | B21. | B22. | B24. | B25. | B26. | M19. | M20. M21. | M22. | M23. M24. | Y13. | G14. |
|---|--------------|-----------|-----------|-----------|-----------|-----------|-----------|--------------|-----------|--------------|------------------|-----------|
| Petrol Tank, with fixed fittings (chromium plated, with green side panels). | — | — | — | — | — | — | — | — | — | — | 33-8233 | 33-8233 |
| Do. (B.S.A. green) (hand-change). | 65-8083 | — | — | — | — | — | — | — | — | — | — | — |
| Do. (chromium plated, with green side panels) (hand-change). | — | 65-8082 | — | — | — | 65-8078 | 66-8152 | 66-8141 | 66-8152 | — | — | — |
| Do. do. (foot-change) .. | — | 65-8071 | — | — | — | — | 66-8130 | 66-8136 | 66-8130 | — | — | — |
| Do. (Empire Star green and chromium) (hand-change). | — | — | — | 65-8136 | — | — | — | — | — | 66-8153 | — | — |
| Do. do. (foot-change) .. | — | — | 65-8070 | 65-8127 | 65-8087 | — | — | — | — | — | — | — |
| Do. do. (M23 only) do. | — | — | — | — | — | — | — | — | — | 66-8131 | — | — |
| Do. (matt silver panels and chromium) (foot-change) (M24 only). | — | — | — | — | — | — | — | — | — | 66-8160 | — | — |
| Do. (M24 Track Model) .. | — | — | — | — | — | — | — | — | — | 66-8164 | — | — |
| Petrol Tank Connection Pipe with nipples and nuts. | — | — | — | — | — | — | 33-8255/1 | 33-8255/1 | 33-8255/1 | 33-8255/1 | 33-8255/1 | 33-8255/1 |
| Petrol Tank Filler Cap .. | 27-8598 | 27-8598 | 29-7898 | 29-7898 | 29-7898 | 27-8598 | 29-7898 | 29-7898 | 29-7898 | 29-7898 | 29-7898 | 29-7898 |
| Do. Washer .. | 28-4041 | 28-4041 | — | — | — | 28-4041 | — | — | — | — | — | — |
| Petrol Tank Socket Plug .. | — | — | — | — | — | — | — | — | — | — | 33-8240/1 (2) | 33-8240/1 |
| Do. Washer .. | — | — | — | — | — | — | — | — | — | — | 24-8504(2) | 24-8504 |
| Tank Knee Grip Rubber (left-hand) (hand-change). | 65-8094 | 65-8094 | — | — | — | 65-8094 | 65-8094 | 65-8094 | 65-8094 | — | 15-9018 | 15-9018 |
| Do. (rt.-hd.) (hand-change) | 65-8096 | 65-8096 | — | — | — | 65-8096 | 65-8096 | 65-8096 | 65-8096 | — | 15-9017 | 15-9017 |
| Do. (lt.-hd.) (foot-change) | — | — | 65-8099 | 65-8099 | 65-8099 | — | 65-8094 | — | 65-8094 | 65-8099 | 15-9018 | 15-9018 |
| Do. (rt.-hd.) (foot-change). | — | — | 65-8098 | 65-8098 | 65-8098 | — | 65-8093 | — | 65-8093 | 65-8098 | 15-9017 | 15-9017 |
| Tank Knee Grip Setscrew (required when foot-change is fitted). | — | — | — | — | — | — | — | — | — | — | 15-4250/1 | 15-4250/1 |
| Knee Grip Plate (left-hand) | 65-8101 | 65-8101 | 65-8101 | 65-8101 | 65-8101 | 65-8101 | 65-8101 | 65-8101 | 65-8101 | 65-8101 | — | — |
| Do. (rt.-hd.) (hand-change) | 65-8103 | 65-8103 | — | — | — | 65-8103 | 65-8103 | 65-8103 | 65-8103 | — | — | — |
| Do. (rt.-hd.) (foot-change) | — | — | 65-8100 | 65-8100 | 65-8100 | — | 65-8100 | — | 65-8100 | 65-8100 | — | — |
| Knee Grip Plate Screw .. | EA76/1(4) | EA76/1(4) | EA76/1(4) | EA76/1(4) | EA76/1(4) | EA76/1(4) | EA76/1(4) | EA76/1(4) | EA76/1(4) | EA76/1(4) | — | — |

SEE FURTHER PARTICULARS FOR ORDERING SPARE PARTS ON PAGE 174.

TANK AND FITTINGS.



65-8078 } HAND
65-8082 } CHANGE.
65-8083 }
65-8071 FOOT CHANGE



66-8141 } HAND CHANGE
66-8152 }
66-8130 } FOOT CHANGE
66-8136 }



65-8070 }
65-8127 } FOOT CHANGE
65-8136 HAND CHANGE



66-8153 HAND CHANGE
66-8131 FOOT CHANGE



65-8087 B25
66-8160 M24



33-8255



EA T6



33-8233



15-4250



28-4041



65-8103



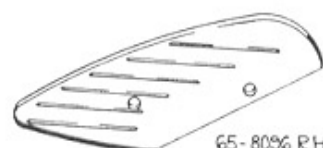
29-7898



27-8598



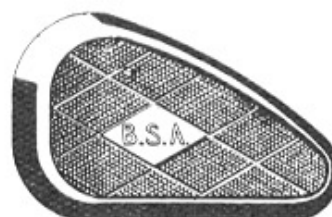
65-8100 RH
65-8101 LH



65-8096 RH



24-8504



15-9017 RH 15-9018 LH



33-8240



65-8094 LH 65-8093 RH
65-8095 LH 65-8098 RH

NOTE.—Figures in brackets denote number per set, e.g., (2), 2 per set.

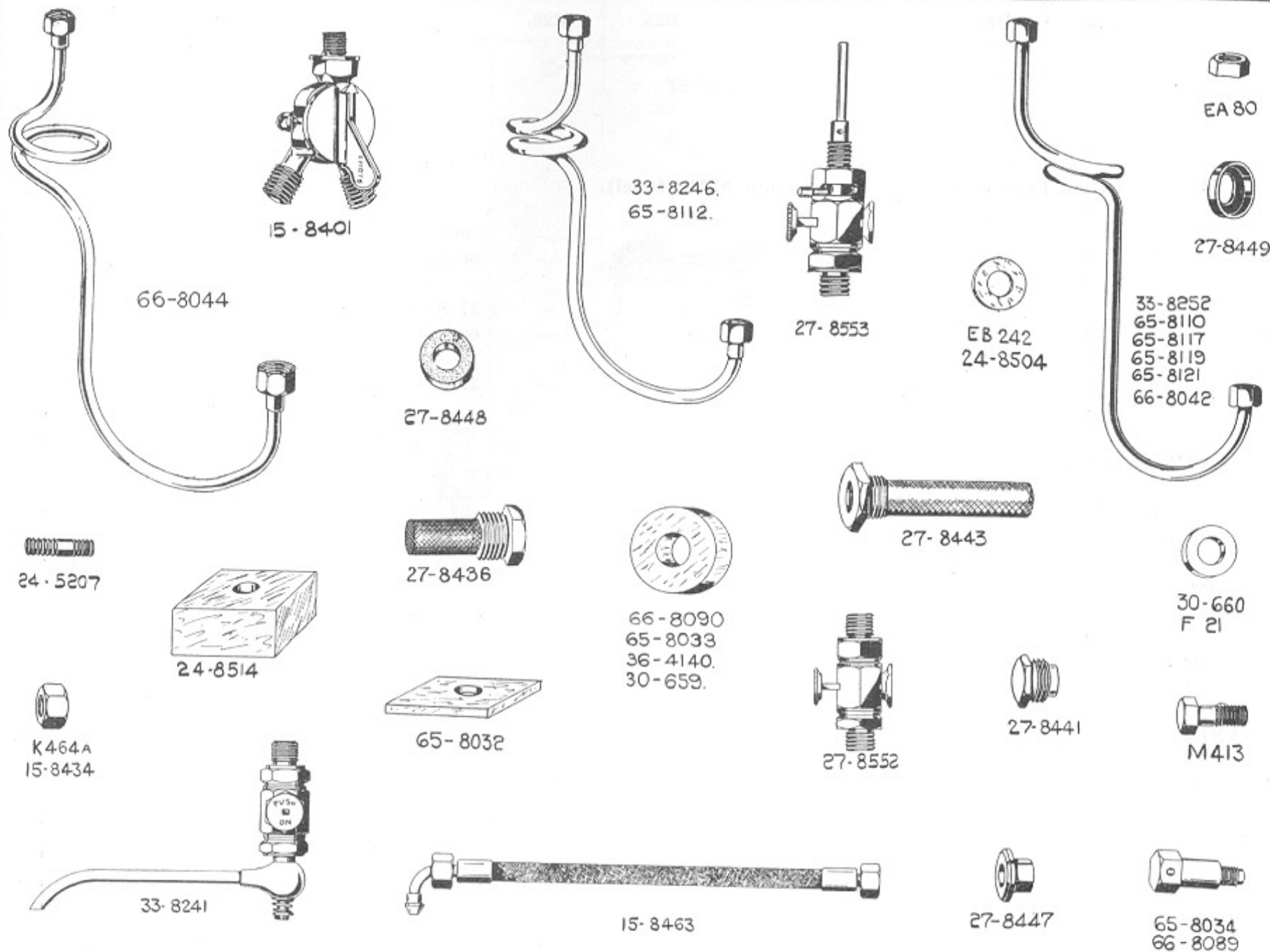
Tank and Fittings—continued.

When no figures in brackets are shown one part constitutes a set.

| DESCRIPTION. | B20. B23. | B21. | B22. | B24. | B25. | B26. | M19. | M20. M21. | M22. | M23. M24. | Y13. | G14. |
|---|------------------|------------------|------------------|------------------|------------------|------------------|------------------|------------------|------------------|------------------|------------------|------------------|
| Tank Rear Support Bolt .. | 65-8034/1 (2) | 65-8034/1 (2) | 65-8034/1 (2) | 65-8034/1 (2) | 65-8034/1 (2) | 65-8034/1 (2) | 66-8089/1 (2) | 66-8089/1 (2) | 66-8089/1 (2) | 66-8089/1 (2) | 24-5207/1 (2) | 24-5207/1 (2) |
| Tank Support Bolt Washer | 30-660/1 (2) | 30-660/1 (2) | 30-660/1 (2) | 30-660/1 (2) | 30-660/1 (2) | 30-660/1 (2) | 30-659 (2) | 30-659 (2) | 30-659 (2) | 30-659 (2) | F21/1(2) | F21/1(2) |
| Tank Support Bolt Nut .. | — | — | — | — | — | — | — | — | — | — | EA80/1(2) | EA80/1(2) |
| Tank Support Rubber Whr. (top) | 65-8032(2) | 65-8032(2) | 65-8032(2) | 65-8032(2) | 65-8032(2) | 65-8032(2) | 66-8090(2) | 66-8090(2) | 66-8090(2) | 66-8090(2) | 24-8514(2) | 24-8514(2) |
| Do. (bottom) .. | 65-8033(2) | 65-8033(2) | 65-8033(2) | 65-8033(2) | 65-8033(2) | 65-8033(2) | 36-4140(2) | 36-4140(2) | 36-4140(2) | 36-4140(2) | — | — |
| Tank Front Support Bolt. . | M413/1(2) | M413/1(2) | M413/1(2) | M413/1(2) | M413/1(2) | M413/1(2) | M413/1(2) | M413/1(2) | M413/1(2) | M413/1(2) | M413/1(2) | M413/1(2) |
| Tank Front Support Sleeve | 27-8447/1 (2) | 27-8447/1 (2) | 27-8447/1 (2) | 27-8447/1 (2) | 27-8447/1 (2) | 27-8447/1 (2) | 27-8447/1 (2) | 27-8447/1 (2) | 27-8447/1 (2) | 27-8447/1 (2) | 27-8447/1 (2) | 27-8447/1 (2) |
| Tank Front Support Rubber | 27-8448(2) | 27-8448(2) | 27-8448(2) | 27-8448(2) | 27-8448(2) | 27-8448(2) | 27-8448(2) | 27-8448(2) | 27-8448(2) | 27-8448(2) | 27-8448(2) | 27-8448(2) |
| Tank Front Support Buffer Cup. | 27-8449/1 (2) | 27-8449/1 (2) | 27-8449/1 (2) | 27-8449/1 (2) | 27-8449/1 (2) | 27-8449/1 (2) | 27-8449/1 (2) | 27-8449/1 (2) | 27-8449/1 (2) | 27-8449/1 (2) | 27-8449/1 (2) | 27-8449/1 (2) |
| Petrol Tap (one-way) .. | 27-8552 | 27-8552 | 27-8552 | 27-8552 | 27-8552 | 27-8552 | — | — | — | — | — | — |
| Petrol Tap (two-way) .. | — | — | — | — | — | — | — | — | — | — | — | 15-8401 |
| Petrol Tap (two-level) .. | — | — | — | — | — | — | 27-8553 | 27-8553 | 27-8553 | 27-8553 | 27-8553 | — |
| Petrol Tap Washer .. | EB242 | EB242 | EB242 | EB242 | EB242 | EB242 | EB242 | EB242 | EB242 | EB242 | EB242 | EB242 |
| Petrol Tank Filter .. | 27-8436/1 | 27-8436/1 | 27-8436/1 | 27-8436/1 | 27-8436/1 | 27-8436/1 | 27-8443/1 | 27-8443/1 | 27-8443/1 | 27-8443/1 | 27-8443/1 | 27-8443/1 |
| Petrol Tank Filter Washer | 24-8504 | 24-8504 | 24-8504 | 24-8504 | 24-8504 | 24-8504 | 24-8504 | 24-8504 | 24-8504 | 24-8504 | 24-8504 | 24-8504 |
| Petrol Pipe, with unions and nuts. | — | 65-8119/1 | 65-8119/1 | 65-8121/1 | — | 65-8121/1 | 66-8042/1 | 66-8044/1 | 66-8042/1 | 66-8042/1 | 33-8252/1 | 33-8246/1 |
| Do. (B20 only) .. | 65-8110 | — | — | — | — | — | — | — | — | — | — | — |
| Do. (B23 only) .. | 65-8117 | — | — | — | — | — | — | — | — | — | — | — |
| Do. (B20, G.P.O. only) .. | 65-8112 | — | — | — | — | — | — | — | — | — | — | — |
| Do. (required when Burgess Air Cleaner is fitted). | — | — | — | 65-8121/1 | — | 65-8121/1 | — | — | — | — | — | — |
| Petrol Pipe (Petroflex) (B25, M24 only). | — | — | — | — | 15-8463 | — | — | — | — | 15-8463 | — | — |
| Petrol Pipe Nut (tap) .. | K464A/1 | K464A/1 | K464A/1 | K464A/1 | K464A/1 | K464A/1 | K464A/1 | K464A/1 | K464A/1 | K464A/1 | K464A/1 | K464A/1 |
| Petrol Pipe Nut (carburettor) | 15-8434/1 | 15-8434/1 | 15-8434/1 | 15-8434/1 | 15-8434/1 | 15-8434/1 | 15-8434/1 | 15-8434/1 | 15-8434/1 | 15-8434/1 | 15-8434/1 | 15-8434/1 |
| Cylinder Priming Tap with pipe. | — | — | — | — | — | — | — | — | — | — | — | 33-8241 |
| Cylinder Priming Tap Whr. | — | — | — | — | — | — | — | — | — | — | — | EB242 |
| Cylinder Priming Tap Socket | — | — | — | — | — | — | — | — | — | — | — | 27-8441 |
| Do. Washer .. | — | — | — | — | — | — | — | — | — | — | — | 24-8504 |

SEE FURTHER PARTICULARS FOR ORDERING SPARE PARTS ON PAGE 174

TANK AND FITTINGS.



NOTE.—Figures in brackets denote number per set, e.g., (2), 2 per set.

Tank and Fittings—continued.

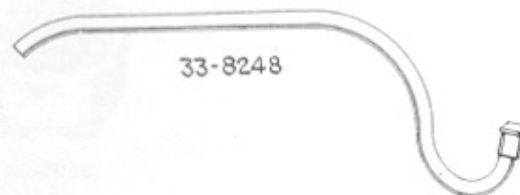
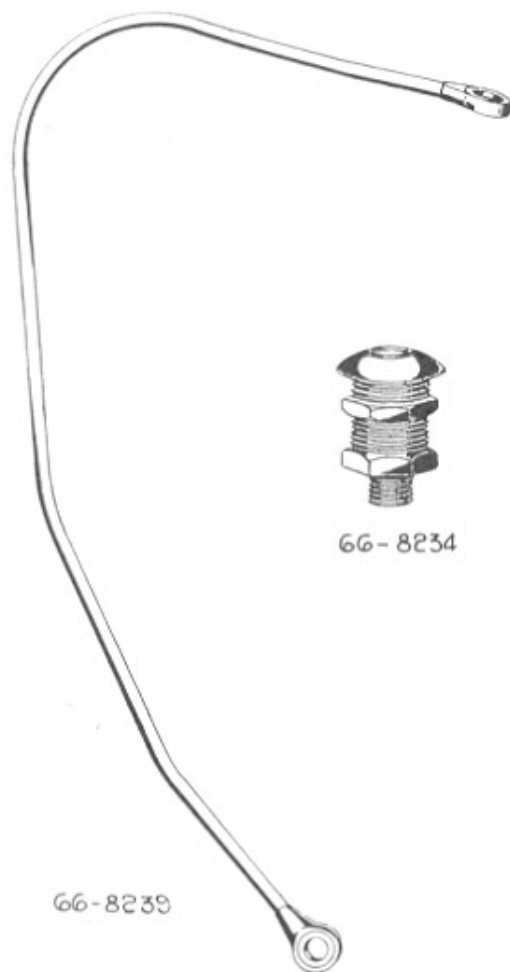
When no figures in brackets are shown one part constitutes a set.

| DESCRIPTION. | B20. B23. | B21. | B22. | B24. | B25. | B26. | M19. | M20. M21. | M22. | M23. M24. | Y13. | G14. |
|---|--------------|------|------|------|------|------|-----------|--------------|-----------|--------------|-----------|---------|
| Cylinder Priming Pipe (rear cylinder). | — | — | — | — | — | — | — | — | — | — | — | 33-8248 |
| Cylinder Priming Pipe Nut | — | — | — | — | — | — | — | — | — | — | — | K464A |
| OIL INDICATOR BUTTON (when Instrument Panel fitted) (not M24 Model). | | | | | | | | | | | | |
| Oil Indicator Button .. | — | — | — | — | — | — | 66-8234 | 66-8234 | 66-8234 | *66-8234 | — | — |
| Oil Button Pipe with unions and nuts. | — | — | — | — | — | — | 66-8236/1 | 66-8236/1 | 66-8236/1 | *66-8236/1 | — | — |
| Oil Button Pipe Union Screw | — | — | — | — | — | — | 27-8346/1 | 27-8346/1 | 27-8346/1 | *27-8346/1 | — | — |
| Oil Button Pipe (engine) with unions. | — | — | — | — | — | — | 66-8239/1 | 66-8239/1 | 66-8239/1 | *66-8239/1 | — | — |
| Do. Union Screw | — | — | — | — | — | — | 27-8346/1 | 27-8346/1 | 27-8346/1 | *27-8346/1 | — | — |
| OIL PRESSURE GAUGE (when Instrument Panel fitted). | | | | | | | | | | | | |
| Oil Pressure Gauge .. | — | — | — | — | — | — | — | — | — | — | 15-8559 | — |
| Oil Gauge Pipe with unions and nuts. | — | — | — | — | — | — | — | — | — | — | 24-8351/1 | — |
| Do. Swivel Union Screw .. | — | — | — | — | — | — | — | — | — | — | 27-8346/1 | — |
| Do. (engine) with unions and nuts. | — | — | — | — | — | — | — | — | — | — | 33-8265/1 | — |
| Do. Engine Union Screw . | — | — | — | — | — | — | — | — | — | — | 27-8346/1 | — |
| INSTRUMENT PANEL. | | | | | | | | | | | | |
| Instrument Panel, complete with ammeter, switch, oil indicator button, and inspection lamp. | — | — | — | — | — | — | 66-8232 | 66-8232 | 66-8232 | *66-8232 | — | — |
| Do. complete with ammeter, switch, oil gauge, and inspection lamp. | — | — | — | — | — | — | — | — | — | — | 33-8281 | — |

*Not fitted to Model M24.

SEE FURTHER PARTICULARS FOR ORDERING SPARE PARTS ON PAGE 174.

TANK AND FITTINGS.



NOTE.—Figures in brackets denote number per set, e.g., (2), 2 per set.

Tank and Fittings—continued.

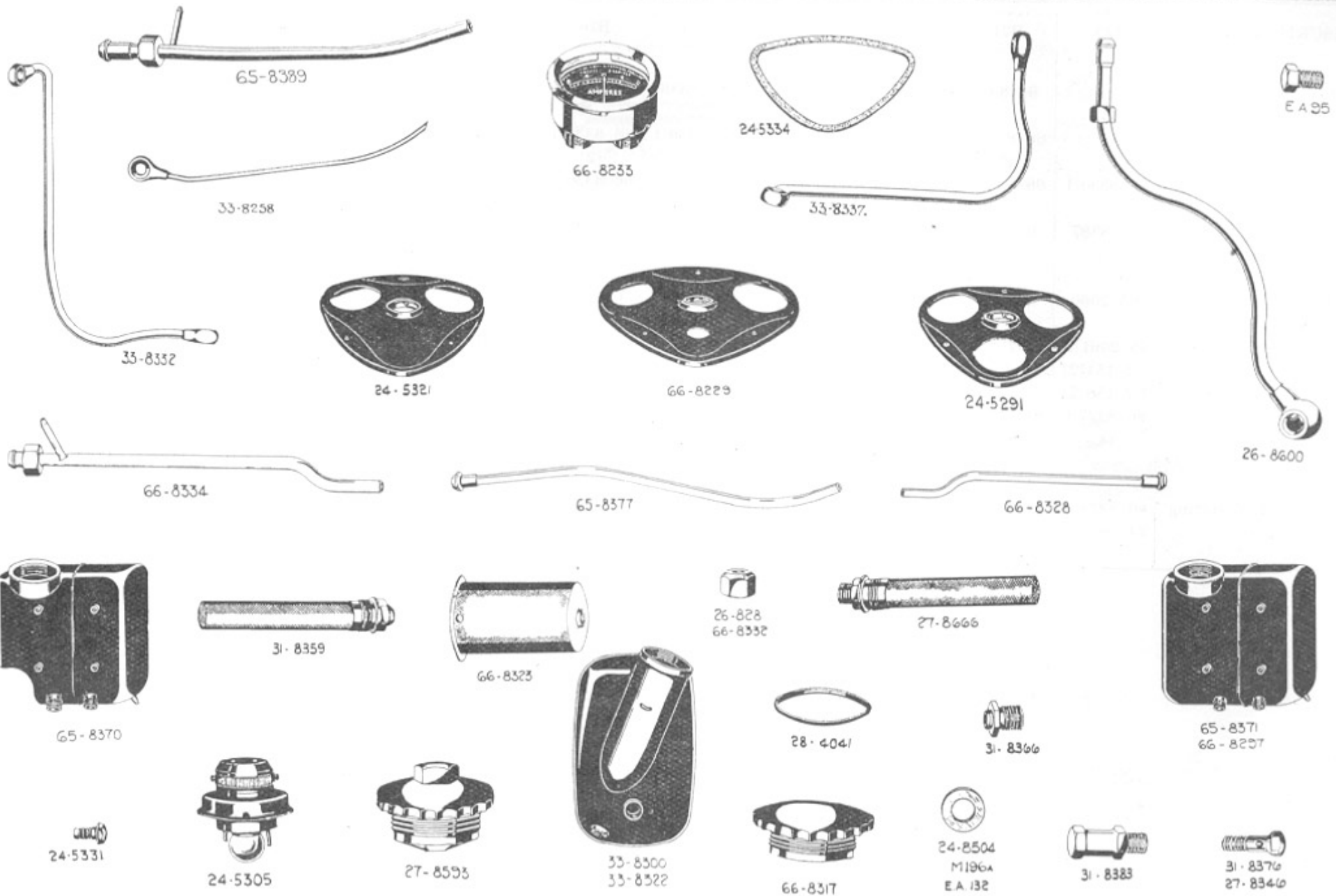
When no figures in brackets are shown one part constitutes a set.

| DESCRIPTION. | B20. B23. | B21. | B22 | B24. | B25. | B26. | M19. | M20. M21. | M22. | M23. M24. | Y13. | G14. |
|---|------------------|--------------------|------------------------|------------------------|------------------------|--------------------|--------------------|------------------|--------------------|------------------------|------------------|------------------|
| Instrument panel, complete with ammeter, switch, and inspection lamp | — | — | — | — | — | — | — | — | — | — | — | 33-8283 |
| Instrument Panel Top, with inspection lamp fixing. | — | — | — | — | — | — | 66-8229 | 66-8229 | 66-8229 | *66-8229 | 24-5291 | 24-5321 |
| Instrument Panel Top Rubber Joint Washer. | — | — | — | — | — | — | 24-5334 | 24-5334 | 24-5334 | *24-5334 | 24-5334 | 24-5334 |
| Instrument Panel Top Screw | — | — | — | — | — | — | 24-5331/3 (3) | 24-5331/3 (3) | 24-5331/3 (3) | *24-5331/3 (3) | 24-5331/3 (3) | 24-5331/3 (3) |
| Instrument Panel Ammeter | — | — | — | — | — | — | 66-8233 | 66-8233 | 66-8233 | *66-8233 | 66-8233 | 66-8233 |
| Instrument Panel Lamp, with flex. | — | — | — | — | — | — | 24-5305 | 24-5305 | 24-5305 | *24-5305 | 24-5305 | 24-5305 |
| OIL TANK. | | | | | | | | | | | | |
| Oil Tank, with fixed fittings Do. (when single upswept exhaust pipe is fitted). | 65-8371 — | 65-8371 65-8370 | 65-8371/3 65-8370/3 | 65-8371/3 65-8370/3 | 65-8371/3 65-8370/3 | 65-8371 65-8370 | 66-8297 65-8370 | 66-8297 — | 66-8297 65-8370 | 66-8297/3 65-8370/3 | 33-8300 — | 33-8322 — |
| Oil Tank Filler Cap .. | 66-8317 | 66-8317 | 66-8317 | 66-8317 | 66-8317 | 66-8317 | 66-8317 | 66-8317 | 66-8317 | 66-8317 | 27-8593 | 27-8593 |
| Oil Tank Filler Cap Washer | — | — | — | — | — | — | — | — | — | — | 28-4041 | 28-4041 |
| Oil Tank Drain Plug .. | EA95/1 | EA95/1 | EA95/1 | EA95/1 | EA95/1 | EA95/1 | EA95/1 | EA95/1 | EA95/1 | EA95/1 | 31-8383/1 | 31-8383/1 |
| Oil Tank Drain Plug Washer | EA132 | EA132 | EA132 | EA132 | EA132 | EA132 | EA132 | EA132 | EA132 | EA132 | EA132 | EA132 |
| Chain Oil Feed Adaptor .. | — | — | — | — | — | — | — | — | — | — | 31-8366 | — |
| Chain Oil Feed Adaptor Whr. | — | — | — | — | — | — | — | — | — | — | 24-8504 | — |
| Chain Lubricator Pipe, with Union. | — | — | — | — | — | — | — | — | — | — | 33-8258/1 | — |
| Do. Union Screw | — | — | — | — | — | — | — | — | — | — | 27-8346/1 | — |
| Oil Tank Filter | 66-8323 | 66-8323 | 66-8323 | 66-8323 | 66-8323 | 66-8323 | 66-8323 | 66-8323 | 66-8323 | 66-8323 | 27-8666/1 | 31-8359/1 |
| Oil Tank Filter Washer .. | — | — | — | — | — | — | — | — | — | — | M196A | M196A |
| Oil Supply Pipe, with union | 65-8377/1 | 65-8377/1 | 65-8377/1 | 65-8377/1 | 65-8377/1 | 65-8377/1 | 66-8328/1 | 66-8328/1 | 66-8328/1 | 66-8328/1 | 33-8332/1 | 26-8600/1 |
| Oil Return Pipe, with union | 65-8377/1 | 65-8389/1 | 65-8389/1 | 65-8389/1 | 65-8389/1 | 65-8389/1 | 66-8334/1 | 66-8328/1 | 66-8334/1 | 66-8334/1 | 33-8337/1 | — |
| Oil Pipe Nut | 66-8332/1 (2) | 66-8332/1 (2) | 66-8332/1 (2) | 66-8332/1 (2) | 66-8332/1 (2) | 66-8332/1 (2) | 66-8332/1 (2) | 66-8332/1 (2) | 66-8332/1 (2) | 66-8332/1 (2) | — | 26-828/1 |
| Oil Pipe Union Screw .. | — | — | — | — | — | — | — | — | — | — | 31-8376/1 (3) | 31-8376/1 |

* Not fitted to Model M24

SEE FURTHER PARTICULARS FOR ORDERING SPARE PARTS ON PAGE 174.

TANK AND FITTINGS.



NOTE.— Figures in brackets denote number per set, e.g., (2), 2 per set.

Tank and Fittings—continued.

When no figures in brackets shown one part constitutes a set.

| DESCRIPTION. | B20. B23. | B21. | B22. | B24. | B25. | B26. | M19. | M20. M21. | M22. | M23. M24. | Y13. | G14. |
|--|------------------|------------------|------------------|------------------|------------------|------------------|------------------|------------------|------------------|------------------|------------------|------------------|
| Rocker Box Oil Feed Pipe Rubber Connection. | — | 66-8338 | 66-8338 | 66-8338 | 66-8338 | 66-8338 | 66-8338 | — | 66-8338 | 66-8338 | — | — |
| Rocker Box Oil Feed Pipe Connection Ferrule. | — | 66-8339/1 (2) | 66-8339/1 (2) | 66-8339/1 (2) | 66-8339/1 (2) | 66-8339/1 (2) | 66-8339/1 (2) | — | 66-8339/1 (2) | 66-8339/1 (2) | — | — |
| Oil Tank Breather Extension Pipe. | 66-8330/1 | 66-8330/1 | 66-8330/1 | 66-8330/1 | 66-8330/1 | 66-8330/1 | 66-8330/1 | 66-8330/1 | 66-8330/1 | 66-8330/1 | — | — |
| Oil Pipe Clip | 65-8387 | 65-8387 | 65-8387 | 65-8387 | 65-8387 | 65-8387 | 66-8340 | 66-8340 | 66-8340 | 66-8340 | — | — |
| Oil Pipe Clip Bolt . . | — | — | — | — | — | — | K132A/1 | K132A/1 | K132A/1 | K132A/1 | — | — |
| Oil Pipe Clip Bolt Nut .. | — | — | — | — | — | — | M263/1 | M263/1 | M263/1 | M263/1 | — | — |
| Oil Tank Breather Pipe Rubber Connection. | 65-2060 | 65-2060 | 65-2060 | 65-2060 | 65-2060 | 65-2060 | 65-2060 | 65-2060 | 65-2060 | 65-2060 | — | — |
| Oil Pipe Connection Clip .. | 65-2061(2) | 65-2061(2) | 65-2061(2) | 65-2061(2) | 65-2061(2) | 65-2061(2) | 65-2061(2) | 65-2061(2) | 65-2061(2) | 65-2061(2) | — | — |
| Do. Screw | C2-154(2) | C2-154(2) | C2-154(2) | C2-154(2) | C2-154(2) | C2-154(2) | C2-154(2) | C2-154(2) | C2-154(2) | C2-154(2) | — | — |
| Do. Nut | C2-158(2) | C2-158(2) | C2-158(2) | C2-158(2) | C2-158(2) | C2-158(2) | C2-158(2) | C2-158(2) | C2-158(2) | C2-158(2) | — | — |
| Oil Tank Fixing Bolt .. | 66-8327/6 (4) | 66-8327/6 (4) | 66-8327/6 (4) | 66-8327/6 (4) | 66-8327/6 (4) | 66-8327/6 (4) | 66-8327/6 (4) | 66-8327/6 (4) | 66-8327/6 (4) | 66-8327/6 (4) | 24-8970/1 (2) | 15-1355/1 (2) |
| Do. (bottom) | — | — | — | — | — | — | — | — | — | — | 27-8972/1 | 27-8972/1 |
| Do. Washer | — | — | — | — | — | — | — | — | — | — | F21/6(3) | F21/6(3) |
| Oil Tank Rubber Mounting | 66-8326(4) | 66-8326(4) | 66-8326(4) | 66-8326(4) | 66-8326(4) | 66-8326(4) | 66-8326(4) | 66-8326(4) | 66-8326(4) | 66-8326(4) | 33-8301(3) | 33-8301(3) |
| Do. Washer | 24-7911(4) | 24-7911(4) | 24-7911(4) | 24-7911(4) | 24-7911(4) | 24-7911(4) | 24-7911(4) | 24-7911(4) | 24-7911(4) | 24-7911(4) | — | — |

When ordering Petrol Tanks, please specify colour.

When ordering Instrument Panel, please specify colour.

When ordering Oil Tank for Model M24, please specify colour.

Quote Engine and Frame Numbers, with prefix letters, when ordering spares.

See particulars of equipment on page 208.


TANK AND FITTINGS.



66-8326



65-2061



15-1355
24-8970



66-8339



F 21
24-7911.



65-2060
66-8338.



66-8330



66-8340



66-8327



C2-154



27-8972
K. 132 A.



M 263.
C2-158.



33-8301



65-8387

NOTE.—Figures in brackets denote number per set, e.g., (2), 2 per set.

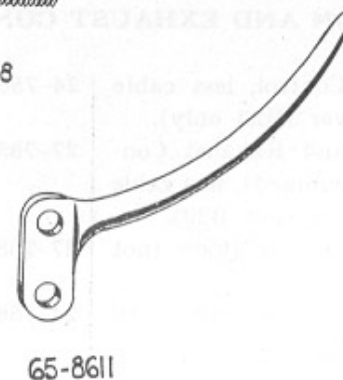
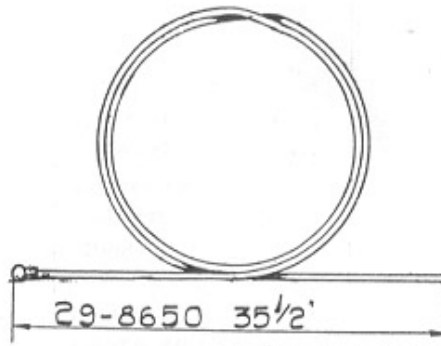
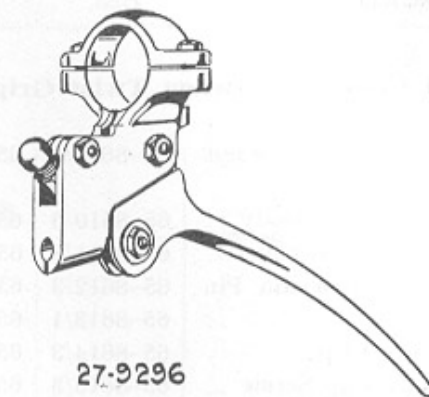
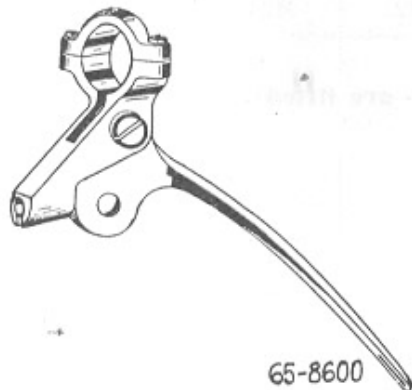
HANDLEBAR CONTROLS.

When no figures in brackets are shown one part constitutes a set.

| DESCRIPTION. | B20. B23. | B21. | B22. | B24. | B25. | B26. | M19. | M20. M21. | M22. | M23. M24. | Y13. | G14. |
|---|--------------|------------|------|------|------|------------|------|--------------|------|--------------|------|------|
| FRONT BRAKE CONTROL (when Twist Grip Throttle with other Controls of the lever type—not B.S.A. Clamp-on Pattern—are fitted). | | | | | | | | | | | | |
| Front Brake Control, complete less cable and cover. | 65-8600/3 | 65-8600/3 | — | — | — | 65-8600/3 | — | — | — | — | — | — |
| Handlebar Control Body .. | 65-8610/3 | 65-8610/3 | — | — | — | 65-8610/3 | — | — | — | — | — | — |
| Handlebar Control Lever .. | 65-8611/3 | 65-8611/3 | — | — | — | 65-8611/3 | — | — | — | — | — | — |
| Control Lever Fulcrum Pin | 65-8612/3 | 65-8612/3 | — | — | — | 65-8612/3 | — | — | — | — | — | — |
| Do. Nut | 65-8613/1 | 65-8613/1 | — | — | — | 65-8613/1 | — | — | — | — | — | — |
| Control Body Clip | 65-8614/3 | 65-8614/3 | — | — | — | 65-8614/3 | — | — | — | — | — | — |
| Control Body Clip Screw .. | 65-8615/3 | 65-8615/3 | — | — | — | 65-8615/3 | — | — | — | — | — | — |
| | (2) | (2) | | | | (2) | | | | | | |
| Front Brake Control Cable and Cover, complete. | 65-8620 | 65-8620 | — | — | — | 65-8620 | — | — | — | — | — | — |
| Front Brake Cable | 29-8650 | 29-8650 | — | — | — | 29-8650 | — | — | — | — | — | — |
| Front Brake Cable Cover .. | 65-8607 | 65-8607 | — | — | — | 65-8607 | — | — | — | — | — | — |
| Front Brake Cable Cover Cap | 27-9353(2) | 27-9353(2) | — | — | — | 27-9353(2) | — | — | — | — | — | — |
| Front Brake Cable Nipple | 27-9330 | 27-9330 | — | — | — | 27-9330 | — | — | — | — | — | — |
| Do. (control end) | 65-8601 | 65-8601 | — | — | — | 65-8601 | — | — | — | — | — | — |
| Front Brake Cable Cover Tube | 29-5865 | 29-5865 | — | — | — | 29-5865 | — | — | — | — | — | — |
| Front Brake Cable Toggle End | 29-5871 | 29-5871 | — | — | — | 29-5871 | — | — | — | — | — | — |
| Do. Screw | EB72/1 | EB72/1 | — | — | — | EB72/1 | — | — | — | — | — | — |
| Do. Screw Spring Washer | K197 | K197 | — | — | — | K197 | — | — | — | — | — | — |
| Do. Screw Nut | EB102/1 | EB102/1 | — | — | — | EB102/1 | — | — | — | — | — | — |
| Front Brake Adjusting Screw | 24-7848/1 | 24-7848/1 | — | — | — | 24-7848/1 | — | — | — | — | — | — |
| Do. Locknut | 24-7849/1 | 24-7849/1 | — | — | — | 24-7849/1 | — | — | — | — | — | — |
| FRONT BRAKE CONTROL (when all Lever Type Controls are fitted). | | | | | | | | | | | | |
| Front Brake Control, complete less cable and cover (G.P.O.). | 27-9296/3 | — | — | — | — | — | — | — | — | — | — | — |

SEE FURTHER PARTICULARS FOR ORDERING SPARE PARTS ON PAGE 196.

HANDLEBAR CONTROLS.



NOTE.—Figures in brackets denote number per set, e.g., (2), 2 per set.

Handlebar Controls—continued.

When no figures in brackets are shown one part constitutes a set.

| DESCRIPTION. | B20. B23. | B21. | B22. | B24. | B25. | B26. | M19. | M20. M21. | M22. | M23. M24. | Y13. | G14. |
|--|--------------|------------|------|------|------|------------|------|--------------|------|--------------|------|------|
| CLUTCH CONTROL (when Twist Grip Throttle with other Controls of lever type—not B.S.A. Clamp-on Pattern—are fitted). | | | | | | | | | | | | |
| Clutch Control, complete less cable and cover. | 65-8600/3 | 65-8600/3 | — | — | — | 65-8600/3 | — | — | — | — | — | — |
| Handlebar Control Body .. | 65-8610/3 | 65-8610/3 | — | — | — | 65-8610/3 | — | — | — | — | — | — |
| Handlebar Control Lever .. | 65-8611/3 | 65-8611/3 | — | — | — | 65-8611/3 | — | — | — | — | — | — |
| Control Lever Fulcrum Pin | 65-8612/3 | 65-8612/3 | — | — | — | 65-8612/3 | — | — | — | — | — | — |
| Do. Nut | 65-8613/1 | 65-8613/1 | — | — | — | 65-8613/1 | — | — | — | — | — | — |
| Control Body Clip | 65-8614/3 | 65-8614/3 | — | — | — | 65-8614/3 | — | — | — | — | — | — |
| Control Body Clip Screw .. | 65-8615/3 | 65-8615/3 | — | — | — | 65-8615/3 | — | — | — | — | — | — |
| | (2) | (2) | | | | (2) | | | | | | |
| Clutch Control Cable and Cover complete. | 65-8646 | 65-8646 | — | — | — | 65-8646 | — | — | — | — | — | — |
| Clutch Cable | 65-8643 | 65-8643 | — | — | — | 65-8643 | — | — | — | — | — | — |
| Clutch Cable Cover | 65-8644 | 65-8644 | — | — | — | 65-8644 | — | — | — | — | — | — |
| Clutch Cable Cover Cap .. | 65-8645(2) | 65-8645(2) | — | — | — | 65-8645(2) | — | — | — | — | — | — |
| Clutch Cable Ball Nipple .. | M467A | M467A | — | — | — | M467A | — | — | — | — | — | — |
| Clutch Cable Nipple (control end). | 65-8602 | 65-8602 | — | — | — | 65-8602 | — | — | — | — | — | — |
| Clutch Cable Adjusting Screw | 25-9360/1 | 25-9360/1 | — | — | — | 25-9360/1 | — | — | — | — | — | — |
| Do. Locknut | 25-9365/1 | 25-9365/1 | — | — | — | 25-9365/1 | — | — | — | — | — | — |
| IGNITION AND EXHAUST CONTROL (when Twist Grip Throttle with other Controls of lever type—not B.S.A. Clamp-on Pattern—are fitted). | | | | | | | | | | | | |
| Ignition Control, less cable and cover (B20 only). | 24-7565/3 | — | — | — | — | — | — | — | — | — | — | — |
| Ignition and Exhaust Control (combined), less cable and cover (not B20). | 27-7655/3 | 27-7655/3 | — | — | — | 27-7655/3 | — | — | — | — | — | — |
| Ignition Control Body (not B20). | 27-7682/3 | 27-7682/3 | — | — | — | 27-7682/3 | — | — | — | — | — | — |
| Ignition Control Body, with clips (B20 only). | 24-7566/3 | — | — | — | — | — | — | — | — | — | — | — |

SEE FURTHER PARTICULARS FOR ORDERING SPARE PARTS ON PAGE 196.

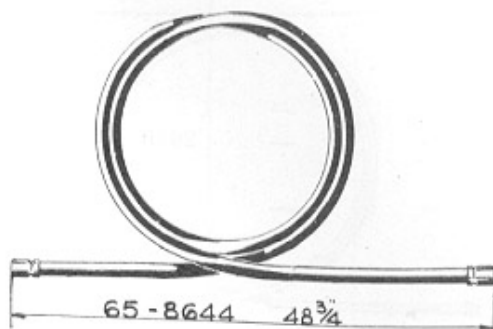
HANDLEBAR CONTROLS.



24-7565



65-8612.



65-8644 48 ³/₄



65-8613



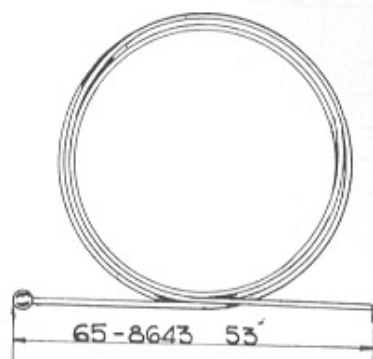
27-7655



65-8611



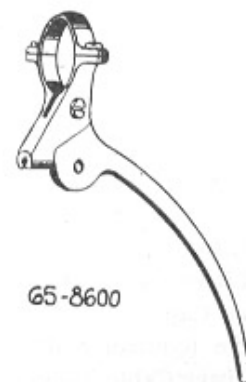
65-8645



65-8643 53



M 467A



65-8600



65-8602



65-8615



24-7566



65-8614



25-9365



65-8610



25-9360



27-7682

NOTE.—Figures in brackets denote number per set, e.g., (2), 2 per set.

Handlebar Controls—continued.

When no figures in brackets are shown one part constitutes a set.

| DESCRIPTION. | B20. B23. | B21. | B22. | B24. | B25. | B26. | M19. | M20. M21. | M22. | M23. M24. | Y13. | G14. |
|--|------------------|------------------|------|------|------|------------------|------|--------------|------|--------------|------|------|
| Ignition Control Body Clip (B20 only). | 15-9548/3 | — | — | — | — | — | — | — | — | — | — | — |
| Do. Screw (B20 only) .. | 15-9551/3 | — | — | — | — | — | — | — | — | — | — | — |
| Do. Screw (not B20) .. | 27-9572/3 (2) | 27-9572/3 (2) | — | — | — | 29-9572/3 (2) | — | — | — | — | — | — |
| Ignition Control Lever (B20 only). | 24-7567/3 | — | — | — | — | — | — | — | — | — | — | — |
| Do. (not B20) .. | 27-9532/3 | 27-9532/3 | — | — | — | 27-9532/3 | — | — | — | — | — | — |
| Ignition Control Body Spring Washer. | 27-9600 | 27-9600 | — | — | — | 27-9600 | — | — | — | — | — | — |
| Ignition Control Body Cap | 27-9573/3 | 27-9573/3 | — | — | — | 27-9573/3 | — | — | — | — | — | — |
| Do. Screw .. | 27-9567/3 | 27-9567/3 | — | — | — | 27-9567/3 | — | — | — | — | — | — |
| Ignition Control Cable and Cover complete. | 65-8705 | 65-8705 | — | — | — | 65-8705 | — | — | — | — | — | — |
| Ignition Control Cable .. | 65-8706 | 65-8706 | — | — | — | 65-8706 | — | — | — | — | — | — |
| Ignition Control Cable Cover | 65-8708 | 65-8708 | — | — | — | 65-8708 | — | — | — | — | — | — |
| Do. Cover Cap .. | 27-9579(2) | 27-9579(2) | — | — | — | 27-9579(2) | — | — | — | — | — | — |
| Do. Nipple (control end) .. | 27-9443 | 27-9443 | — | — | — | 27-9443 | — | — | — | — | — | — |
| Exhaust Lifter Control Cable and Cover complete. | 65-8777 | 65-8774 | — | — | — | 65-8774 | — | — | — | — | — | — |
| Exhaust Lifter Cable .. | *65-8778 | 65-8775 | — | — | — | 65-8775 | — | — | — | — | — | — |
| Exhaust Lifter Cable Cover | *65-8779 | 65-8776 | — | — | — | 65-8776 | — | — | — | — | — | — |
| Do. Cover Cap .. | *27-9579(2) | 27-9579(2) | — | — | — | 27-9579(2) | — | — | — | — | — | — |
| Do. Nipple (control end) .. | *27-7768 | 27-7768 | — | — | — | 27-7768 | — | — | — | — | — | — |
| Exhaust Lifter Cable Toggle | *66-8507 | 66-8507 | — | — | — | 66-8507 | — | — | — | — | — | — |
| Do. Screw .. | *C2-154/1 | C2-154/1 | — | — | — | C2-154/1 | — | — | — | — | — | — |
| Do. Screw Nut .. | *C2-158/1 | C2-158/1 | — | — | — | C2-158/1 | — | — | — | — | — | — |
| Exhaust Lifter Cable Adjuster | *A202/1 | A202/1 | — | — | — | A202/1 | — | — | — | — | — | — |
| Do. Locknut .. | *A223/1 | A223/1 | — | — | — | A223/1 | — | — | — | — | — | — |
| Exhaust Lifter Cable Return Spring. | *15-686 | 15-686 | — | — | — | 15-686 | — | — | — | — | — | — |
| Exhaust Lifter Control Body | *27-7747/3 | 27-7747/3 | — | — | — | 27-7747/3 | — | — | — | — | — | — |
| Exhaust Lifter Control Lever | *27-7752/3 | 27-7752/3 | — | — | — | 27-7752/3 | — | — | — | — | — | — |
| Exhaust Lifter Lever Fulcrum Pin. | *27-7758/3 | 27-7758/3 | — | — | — | 27-7758/3 | — | — | — | — | — | — |
| Do. Fulcrum Pin Nut .. | *27-7763/3 | 27-7763/3 | — | — | — | 27-7763/3 | — | — | — | — | — | — |

* Not fitted to Model B20.

SEE FURTHER PARTICULARS FOR ORDERING SPARE PARTS ON PAGE 196.

HANDLEBAR CONTROLS.



27-7752



27-9579



A. 223

C2-158



27-9573



C2-154



27-9443



27-7747

| | |
|---------|---------|
| 65-8706 | 42 1/4" |
| 65-8775 | 33 5/8" |
| 65-8778 | 24 3/8" |



15-686



A. 202



27-9567



24-7567
27-9532



66-8507



27-7768



27-7763



15-9551
27-9572



27-7758

| | |
|---------|---------|
| 65-8708 | 39" |
| 65-8776 | 29 3/4" |
| 65-8779 | 20 3/4" |



15-9548



27-9600

NOTE.—Figures in brackets denote number per set, e.g., (2), 2 per set.

Handlebar Controls—continued.

When no figures in brackets are shown one part constitutes a set.

| DESCRIPTION. | B20. B23. | B21. | B22. | B24. | B25. | B26. | M19. | M20. M21. | M22. | M23. M24. | Y13. | G14. |
|---|--------------|------------|------|------|------|------------|------|--------------|------|--------------|------|------|
| CARBURETTER AIR CONTROL (when Twist Grip Throttle with other Controls of lever type—not B.S.A. Clamp-on Pattern—are fitted). | | | | | | | | | | | | |
| Air Control, complete less cable and cover. | *27-9416/3 | 27-9416/3 | — | — | — | 27-9416/3 | — | — | — | — | — | — |
| Air Control Body with clips | *27-9535/3 | 27-9535/3 | — | — | — | 27-9535/3 | — | — | — | — | — | — |
| Air Control Lever | *15-9611/3 | 15-9611/3 | — | — | — | 15-9611/3 | — | — | — | — | — | — |
| Air Control Body Spring Wr. | *27-9546 | 27-9546 | — | — | — | 27-9546 | — | — | — | — | — | — |
| Air Control Body Cap .. | *27-9573/3 | 27-9573/3 | — | — | — | 27-9573/3 | — | — | — | — | — | — |
| Air Control Body Cap Screw | *27-9568/3 | 27-9568/3 | — | — | — | 27-9568/3 | — | — | — | — | — | — |
| Air Control Body Clip Screw | *15-9550/3 | 15-9550/3 | — | — | — | 15-9550/3 | — | — | — | — | — | — |
| Air Control Cable and Cover, complete. | *65-8852 | 65-8852 | — | — | — | 65-8853 | — | — | — | — | — | — |
| Air Control Cable | *29-8710 | 29-8710 | — | — | — | 27-9515 | — | — | — | — | — | — |
| Air Control Cable Cover .. | *65-8851 | 65-8851 | — | — | — | 65-8851 | — | — | — | — | — | — |
| Do. Cover Cap | *27-9579(2) | 27-9579(2) | — | — | — | 27-9579(2) | — | — | — | — | — | — |
| Do. Nipple (control end) | *27-9443 | 27-9443 | — | — | — | 27-9443 | — | — | — | — | — | — |
| Do. Nipple (carburetter end) | *27-9506 | 27-9506 | — | — | — | 27-9506 | — | — | — | — | — | — |

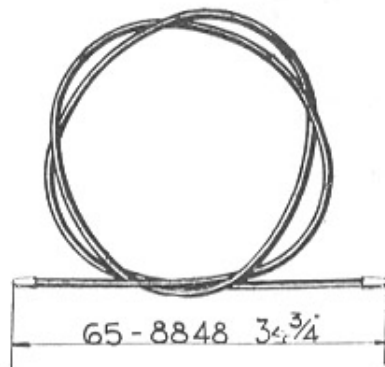
CARBURETTER THROTTLE CONTROL (when Twist Grip Throttle with other Controls of lever type—not B.S.A. Clamp-on Pattern—are fitted)

| | | | | | | | | | | | | |
|---|------------|------------|---|---|---|------------|---|---|---|---|---|---|
| Throttle Cable and Cover, complete (not B20). | 65-8842 | 65-8842 | — | — | — | 65-8844 | — | — | — | — | — | — |
| Throttle Cable (not B20) .. | 15-9515 | 15-9515 | — | — | — | 15-9500 | — | — | — | — | — | — |
| Do. Cover (not B20) .. | 65-8843 | 65-8843 | — | — | — | 65-8845 | — | — | — | — | — | — |
| Throttle Cable Cover Cap .. | 27-9579(2) | 27-9579(2) | — | — | — | 27-9579(2) | — | — | — | — | — | — |
| Do. Nipple (control end) | 27-9443 | 27-9443 | — | — | — | 27-9443 | — | — | — | — | — | — |
| Do. Nipple (carburetter end) | 27-9506 | 27-9506 | — | — | — | 27-9506 | — | — | — | — | — | — |
| Throttle Cable and Cover complete (B20 only). | 65-8846 | — | — | — | — | — | — | — | — | — | — | — |
| Throttle Cable (B20 only) | 65-8847 | — | — | — | — | — | — | — | — | — | — | — |
| Do. Cover (B20 only) .. | 65-8848 | — | — | — | — | — | — | — | — | — | — | — |

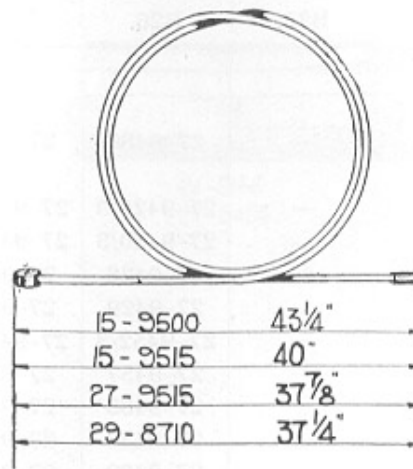
*Not fitted to Model B20.

SEE FURTHER PARTICULARS FOR ORDERING SPARE PARTS ON PAGE 196.

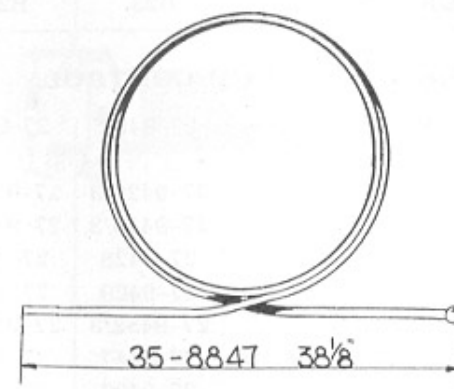
HANDLEBAR CONTROLS.



27-9506



27-9443



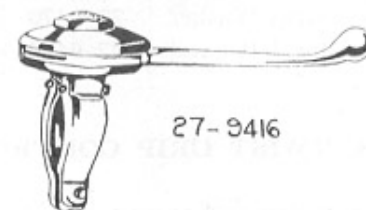
15-9611



15-9550



27-9546



27-9416



27-9579



27-9568



27-9573



27-9535

NOTE.—Figures in brackets denote number per set, e.g., (2), 2 per set.

Handlebar Controls—continued.

When no figures in brackets are shown one part constitutes a set.

| DESCRIPTION. | B20. B23. | B21. | B22. | B24. | B25. | B26. | M19. | M20. M21. | M22. | M23. M24. | Y13. | G14. |
|---|--------------|-----------|-----------|-----------|-----------|-----------|-----------|--------------|-----------|--------------|-----------|-----------|
| THROTTLE TWIST GRIP CONTROL. | | | | | | | | | | | | |
| Throttle Twist Grip, less cable and cover. | 27-9480 | 27-9480 | 27-9480 | — | — | 27-9480 | 27-9480 | 27-9480 | 27-9480 | — | 24-9153 | 24-9153 |
| Do. Handlebar Clip .. | 27-9426/3 | 27-9426/3 | 27-9426/3 | — | — | 27-9426/3 | 27-9426/3 | 27-9426/3 | 27-9426/3 | — | 24-9159/3 | 24-9159/3 |
| Do. Handlebar Clip Pin .. | 27-9450/3 | 27-9450/3 | 27-9450/3 | — | — | 27-9450/3 | 27-9450/3 | 27-9450/3 | 27-9450/3 | — | 27-9427/3 | 27-9427/3 |
| Do. End (plug) .. | 27-9428 | 27-9428 | 27-9428 | — | — | 27-9428 | 27-9428 | 27-9428 | 27-9428 | — | 24-9160 | 24-9160 |
| Do. End Screw .. | 27-9429 | 27-9429 | 27-9429 | — | — | 27-9429 | 27-9429 | 27-9429 | 27-9429 | — | 27-9429 | 27-9429 |
| Do. Locknut .. | 27-9452/3 | 27-9452/3 | 27-9452/3 | — | — | 27-9452/3 | 27-9452/3 | 27-9452/3 | 27-9452/3 | — | 27-9452/3 | 27-9452/3 |
| Do. Cantilever, with guidestrip | 27-9457 | 27-9457 | 27-9457 | — | — | 27-9457 | 27-9457 | 27-9457 | 27-9457 | — | 24-9169 | 24-9169 |
| Do. Cantilever Pin .. | 27-9433 | 27-9433 | 27-9433 | — | — | 27-9433 | 27-9433 | 27-9433 | 27-9433 | — | 24-9162 | 24-9162 |
| Do. Helix Tube and Strip | 27-9473 | 27-9473 | 27-9473 | — | — | 27-9473 | 27-9473 | 27-9473 | 27-9473 | — | 24-9173 | 24-9173 |
| Do. Long Slide .. | 27-9439 | 27-9439 | 27-9439 | — | — | 27-9439 | 27-9439 | 27-9439 | 27-9439 | — | 27-9439 | 27-9439 |
| Do. Short Slide .. | 27-9454 | 27-9454 | 27-9454 | — | — | 27-9454 | 27-9454 | 27-9454 | 27-9454 | — | 27-9454 | 27-9454 |
| Do. Rubber Grip .. | 27-9444 | 27-9444 | 27-9444 | — | — | 27-9444 | 27-9444 | 27-9444 | 27-9444 | — | 24-9178 | 24-9178 |
| Throttle Twist Grip Patch | 27-9453 | 27-9453 | 27-9453 | — | — | 27-9453 | 27-9453 | 27-9453 | 27-9453 | — | 24-9166 | 24-9166 |
| Throttle Twist Grip Washer | 27-9470 | 27-9470 | 27-9470 | — | — | 27-9470 | 27-9470 | 27-9470 | 27-9470 | — | 24-9174 | 24-9174 |
| Rubber Grip (for left-hand handlebar). | 27-9482 | 27-9482 | 27-9482 | — | — | 27-9482 | 27-9482 | 27-9482 | 27-9482 | — | — | — |
| THROTTLE TWIST GRIP CONTROL (Quick-action Type). | | | | | | | | | | | | |
| Throttle Twist Grip, less cable and cover. | — | — | — | 65-8501 | 65-8501 | — | — | — | — | 65-8501 | — | — |
| Do. Rubber Grip .. | — | — | — | 65-8503 | 65-8503 | — | — | — | — | 65-8503 | — | — |
| Do. Inner Sleeve and Rotor | — | — | — | 65-8504 | 65-8504 | — | — | — | — | 65-8504 | — | — |
| Do. Body (top half) .. | — | — | — | 65-8505/3 | 65-8505/3 | — | — | — | — | 65-8505/3 | — | — |
| Do. Body (bottom half) .. | — | — | — | 65-8506/3 | 65-8506/3 | — | — | — | — | 65-8506/3 | — | — |
| Do. Friction Spring .. | — | — | — | 24-9569 | 24-9569 | — | — | — | — | 24-9569 | — | — |
| Do. Friction Screw .. | — | — | — | 24-9570 | 24-9570 | — | — | — | — | 24-9570 | — | — |
| Do. Friction Screw Locknut | — | — | — | 24-9571 | 24-9571 | — | — | — | — | 24-9571 | — | — |
| Do. Cable Stop .. | — | — | — | 24-9572/3 | 24-9572/3 | — | — | — | — | 24-9572/3 | — | — |
| Do. Body Screw .. | — | — | — | 24-9573/3 | 24-9573/3 | — | — | — | — | 24-9573/3 | — | — |
| | | | | (2) | (2) | | | | | (2) | | |
| Rubber Grip (for left-hand handlebar). | — | — | — | 65-8502 | 65-8502 | — | — | — | — | 65-8502 | — | — |

SEE FURTHER PARTICULARS FOR ORDERING SPARE PARTS ON PAGE 196.

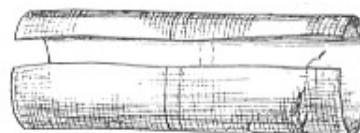
HANDLEBAR CONTROLS.



24-9153
27-9480



24-9573



24-9166
27-9453



24-9570



65-8501



24-9159
27-9426



24-9160
27-9428



27-9482



24-9571



27-9473
24-9173



27-9454



65-8502



65-8503



24-9572



27-9427
27-9450




24-9569



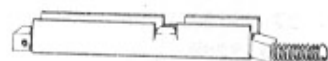
27-9439



27-9470
24-9174



65-8504



24-9169
27-9457



27-9452



65-8505



65-8506



24-9162
27-9433



27-9421



27-9444 24-9178

NOTE.—Figures in brackets denote number per set, e.g., (2), 2 per set.

Handlebar Controls—continued.

When no figures in brackets are shown one part constitutes a set.

| DESCRIPTION. | B20. B23. | B21. | B22. | B24. | B25. | B26. | M19. | M20. M21. | M22. | M23. M24. | Y13. | G14. |
|---|--------------|------|------------------|------------------|------------------|------|------------------|------------------|------------------|------------------|------------------|------------------|
| THROTTLE CONTROL (when all Lever Type Controls are fitted). | | | | | | | | | | | | |
| Throttle Control Lever, complete less cable and cover. | 65-8840/3 | — | — | — | — | — | — | — | — | — | — | — |
| Throttle and Air Control Levers, less cables and covers (G.P.O. only). | 29-8800/3 | — | — | — | — | — | — | — | — | — | — | — |
| FRONT BRAKE AND AIR CONTROLS (B.S.A. Clamp-on Pattern Controls). | | | | | | | | | | | | |
| Brake and Air Controls, complete less cables and covers. | — | — | 24-7570/3 | 24-7570/3 | 24-7570/3 | — | 24-7570/3 | 24-7570/3 | 24-7570/3 | 24-7570/3 | 24-7561/3 | 24-7561/3 |
| Brake and Air Control Clamp | — | — | 27-7818/3 | 27-7818/3 | 27-7818/3 | — | 27-7818/3 | 27-7818/3 | 27-7818/3 | 27-7818/3 | 24-7563/3 | 24-7563/3 |
| Brake Control Lever .. | — | — | 27-7820/3 | 27-7820/3 | 27-7820/3 | — | 27-7820/3 | 27-7820/3 | 27-7820/3 | 27-7820/3 | 27-7820/3 | 27-7820/3 |
| Brake Control Body .. | — | — | 27-7819/3 | 27-7819/3 | 27-7819/3 | — | 27-7819/3 | 27-7819/3 | 27-7819/3 | 27-7819/3 | 27-7819/3 | 27-7819/3 |
| Brake Control Ratchet Pawl, Thumb Knob and Spring. | — | — | 27-7833/3 | 27-7833/3 | 27-7833/3 | — | 27-7833/3 | 27-7833/3 | 27-7833/3 | 27-7833/3 | 27-7833/3 | 27-7833/3 |
| Brake Control Lever Fulcrum Pin. | — | — | 26-9440/3 (2) | 26-9440/3 (2) | 26-9440/3 (2) | — | 26-9440/3 (2) | 26-9440/3 (2) | 26-9440 3 (2) | 26-9440 3 (2) | 26-9440/3 (2) | 26-9440/3 (2) |
| Do. Nut | — | — | A223/1(2) | A223/1(2) | A223/1(2) | — | A223/1(2) | A223/1(2) | A223/1(2) | A223/1(2) | A223/1(2) | A223/1(2) |
| Air Control Body | — | — | 27-7824/3 | 27-7824/3 | 27-7824/3 | — | 27-7824/3 | 27-7824/3 | 27-7824/3 | 27-7824/3 | 27-7824/3 | 27-7824/3 |
| Air Control Lever | — | — | 24-7564/3 | 24-7564/3 | 24-7564/3 | — | 24-7564/3 | 24-7564/3 | 24-7564/3 | 24-7564/3 | 27-7822/3 | 27-7822/3 |
| Do. Spring Washer | — | — | 27-7823 | 27-7823 | 27-7823 | — | 27-7823 | 27-7823 | 27-7823 | 27-7823 | 27-7823 | 27-7823 |
| Control Lever Cap | — | — | 27-7825/3 | 27-7825/3 | 27-7825/3 | — | 27-7825/3 | 27-7825/3 | 27-7825/3 | 27-7825/3 | 27-7825/3 | 27-7825/3 |
| Control Clamp Bolt | — | — | 27-7830/1 | 27-7830/1 | 27-7830/1 | — | 27-7830/1 | 27-7830/1 | 27-7830/1 | 27-7830/1 | 27-7830/1 | 27-7830/1 |
| Control Lever Bolt | — | — | 27-7831/3 | 27-7831/3 | 27-7831/3 | — | 27-7831/3 | 27-7831/3 | 27-7831/3 | 27-7831/3 | 27-7831/3 | 27-7831/3 |
| Control Lever Bolt Nut .. | — | — | EA80/1 | EA80/1 | EA80/1 | — | EA80/1 | EA80/1 | EA80/1 | EA80/1 | EA80/1 | EA80/1 |
| Front Brake Control Cable and Cover, complete. | — | — | 65-8603 | 65-8603 | 65-8603 | — | — | — | — | — | — | — |
| Front Brake Control Cable | — | — | 65-8604 | 65-8604 | 65-8604 | — | 66-8737 | 66-8737 | 66-8737 | 66-8737 | 33-8519 | 33-8514 |
| Do. Cover | — | — | 65-8605 | 65-8605 | 65-8605 | — | 66-8738 | 66-8738 | 66-8738 | 66-8738 | 33-8520 | 33-8515 |
| Do. Cover Cap | — | — | 27-9353(2) | 27-9353(2) | 27-9353(2) | — | 27-9353(2) | 27-9353(2) | 27-9353(2) | 27-9353(2) | 27-9353(2) | 27-9353(2) |
| Do. Nipple | — | — | 27-9330 | 27-9330 | 27-9330 | — | 24-7729 | 24-7729 | 24-7729 | 24-7729 | 24-7729 | 24-7729 |
| Do. Gripping Pin | — | — | 26-9431/1 | 26-9431/1 | 26-9431/1 | — | 26-9431/1 | 26-9431/1 | 26-9431/1 | 26-9431/1 | 26-9431/1 | 26-9431/1 |
| Do. Gripping Pin Washer | — | — | 26-9461/1 | 26-9461/1 | 26-9461/1 | — | 26-9461/1 | 26-9461/1 | 26-9461/1 | 26-9461/1 | 26-9461/1 | 26-9461/1 |
| Do. Gripping Pin Nut .. | — | — | EB116/1 | EB116/1 | EB116/1 | — | EB116/1 | EB116/1 | EB116/1 | EB116/1 | EB116/1 | EB116/1 |

SEE FURTHER PARTICULARS FOR ORDERING SPARE PARTS ON PAGE 196.

HANDLEBAR CONTROLS.



65-8840



27-7822



| | |
|---------|---------|
| 65-8604 | 37 1/2" |
| 66-8737 | 21" |
| 33-8519 | 29 3/8" |
| 33-8514 | 35 1/2" |



24-7564



24-7563
27-7818



27-7820



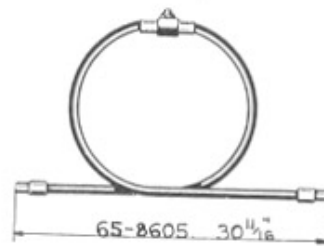
24-7729



27-7831



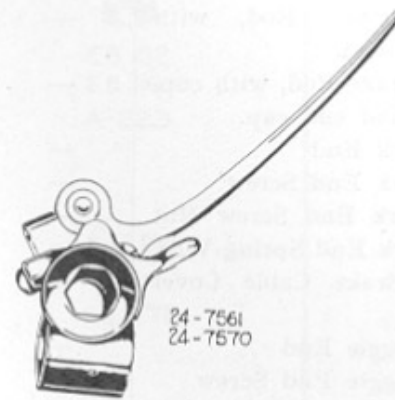
A 223



65-8605 30 1/2"



27-9353



24-7561
24-7570



26-9431



27-7833



EA 80
EB 116



| | |
|---------|---------|
| 66-8738 | 17 1/2" |
| 33-8520 | 26 3/8" |
| 33-8515 | 31 3/4" |



27-7824



26-9440



27-7825



27-7819



27-7830



27-9330



26-9461



27-7823

NOTE.—Figures in brackets denote number per set, e.g., (2), 2 per set.

Handlebar Controls—continued.

When no figures in brackets are shown one part constitutes a set.

| DESCRIPTION. | B20. B23. | B21. | B22. | B24. | B25. | B26. | M19. | M20. M21. | M22. | M23. M24. | Y13. | G14. |
|--|--------------|------|-----------|-----------|-----------|------|-----------|--------------|-----------|--------------|-----------|-----------|
| Front Brake Control Lever Roller. | — | — | 26-9481/1 | 26-9481/1 | 26-9481/1 | — | 26-9481/1 | 26-9481/1 | 26-9481/1 | 26-9481/1 | 26-9481/1 | 26-9481/1 |
| Cable Adjusting Screw .. | — | — | 24-7848/1 | 24-7848/1 | 24-7848/1 | — | 24-7848/1 | 24-7848/1 | 24-7848/1 | 24-7848/1 | 26-7803/1 | 26-7803/1 |
| Do. Locknut | — | — | 24-7849/1 | 24-7849/1 | 24-7849/1 | — | 24-7849/1 | 24-7849/1 | 24-7849/1 | 24-7849/1 | 24-7844/1 | 24-7844/1 |
| Brake Rod Spring | — | — | — | — | — | — | 24-7835 | 24-7835 | 24-7835 | 24-7835 | 24-7835 | 24-7835 |
| Brake Rod Outer Sleeve .. | — | — | — | — | — | — | 24-7825/1 | 24-7825/1 | 24-7825/1 | 24-7825/1 | 24-7825/1 | 24-7825/1 |
| Brake Rod Adjusting Sleeve | — | — | — | — | — | — | 24-7830/1 | 24-7830/1 | 24-7830/1 | 24-7830/1 | 24-7830/1 | 24-7830/1 |
| Do. Nut | — | — | — | — | — | — | EB116/1 | EB116/1 | EB116/1 | EB116/1 | EB116/1 | EB116/1 |
| Front Brake Rod, with toggle end. | — | — | — | — | — | — | — | — | — | — | 33-8502 | 33-8502 |
| Front Brake Rod, with cup, tube and end cap. | — | — | — | — | — | — | 15-7711 | 15-7711 | 15-7711 | 15-7711 | — | — |
| Rod Fork End | — | — | — | — | — | — | 15-7717 | 15-7717 | 15-7717 | 15-7717 | — | — |
| Rod Fork End Screw .. | — | — | — | — | — | — | EB72/1 | EB72/1 | EB72/1 | EB72/1 | EB72/1 | EB72/1 |
| Rod Fork End Screw Nut | — | — | — | — | — | — | EB102/1 | EB102/1 | EB102/1 | EB102/1 | EB102/1 | EB102/1 |
| Rod Fork End Spring Whr. | — | — | — | — | — | — | K197 | K197 | K197 | K197 | K197 | K197 |
| Front Brake Cable Cover Tube. | — | — | 29-5865 | 29-5865 | 29-5865 | — | — | — | — | — | — | — |
| Do. Toggle End | — | — | 29-5871 | 29-5871 | 29-5871 | — | — | — | — | — | — | — |
| Do. Toggle End Screw .. | — | — | EB72/1 | EB72/1 | EB72/1 | — | — | — | — | — | — | — |
| Do. Toggle End Spring Wr. | — | — | K197 | K197 | K197 | — | — | — | — | — | — | — |
| Do. Toggle End Screw Nut | — | — | EB102/1 | EB102/1 | EB102/1 | — | — | — | — | — | — | — |

EXHAUST AND CLUTCH CONTROL (B.S.A. Clamp-on Pattern Controls).


| | | | | | | | | | | | | |
|--|---|---|-----------|-----------|-----------|---|-----------|-----------|-----------|-----------|-----------|-----------|
| Exhaust and Clutch Control, complete less cables and covers. | — | — | 27-7817/3 | 27-7817/3 | 27-7817/3 | — | 27-7817/3 | 27-7817/3 | 27-7817/3 | 27-7817/3 | 24-7562/3 | 24-7562/3 |
| Exhaust and Clutch Control Clamp. | — | — | 27-7818/3 | 27-7818/3 | 27-7818/3 | — | 27-7818/3 | 27-7818/3 | 27-7818/3 | 27-7818/3 | 24-7563/1 | 24-7563/1 |
| Clutch Control Lever .. | — | — | 27-7826/3 | 27-7826/3 | 27-7826/3 | — | 27-7826/3 | 27-7826/3 | 27-7826/3 | 27-7826/3 | 27-7826/3 | 27-7826/3 |
| Clutch Control Body .. | — | — | 27-7827/3 | 27-7827/3 | 27-7827/3 | — | 27-7827/3 | 27-7827/3 | 27-7827/3 | 27-7827/3 | 27-7827/3 | 27-7827/3 |
| Clutch Control Lever Fulcrum Pin. | — | — | 26-9440/3 | 26-9440/3 | 26-9440/3 | — | 26-9440/3 | 26-9440/3 | 26-9440/3 | 26-9440/3 | 26-9440/3 | 26-9440/3 |
| Do. Nut | — | — | A223/1 | A223/1 | A223/1 | — | A223/1 | A223/1 | A223/1 | A223/1 | A223/1 | A223/1 |

SEE FURTHER PARTICULARS FOR ORDERING SPARE PARTS ON PAGE 196.

HANDLEBAR CONTROLS.




26-9440



5-7711



24-7830



24-7848
26-7803



33-8502



EB 102
EB 116
A-223.



24-7849
24-7844



29-5871



26-9481



K197



5-7717



E.B. 72.



27-7826



24-7825



29-5865



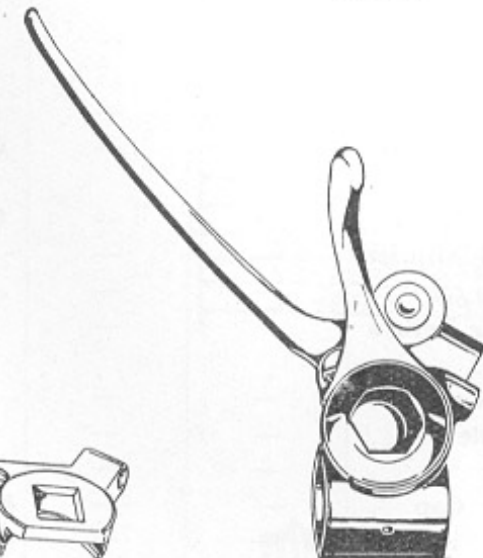
24-7563
27-7818



24-7835



27-7827



24-7562
24-7817

NOTE.—Figures in brackets denote number per set, e.g., (2), 2 per set.

Handlebar Controls—continued.

When no figures in brackets are shown one part constitutes a set.

| DESCRIPTION. | B20. B23. | B21. | B22. | B24. | B25. | B26. | M19. | M20. M21. | M22. | M23. M24. | Y13. | G14. |
|---|--------------|------|------------|------------|------------|------|------------|--------------|------------|--------------|------------|------------|
| Exhaust Control Body .. | — | — | 27-7829/3 | 27-7829/3 | 27-7829/3 | — | 27-7829/3 | 27-7829/3 | 27-7829/3 | 27-7829/3 | 27-7829/3 | 27-7829/3 |
| Exhaust Control Lever .. | — | — | 27-7828/3 | 27-7828/3 | 27-7828/3 | — | 27-7828/3 | 27-7828/3 | 27-7828/3 | 27-7828/3 | 27-7828/3 | 27-7828/3 |
| Control Lever Cap .. | — | — | 27-7825/3 | 27-7825/3 | 27-7825/3 | — | 27-7825/3 | 27-7825/3 | 27-7825/3 | 27-7825/3 | 27-7825/3 | 27-7825/3 |
| Control Clamp Bolt .. | — | — | 27-7830/1 | 27-7830/1 | 27-7830/1 | — | 27-7830/1 | 27-7830/1 | 27-7830/1 | 27-7830/1 | 27-7830/1 | 27-7830/1 |
| Control Clamp Bolt Washer | — | — | F21/1 | F21/1 | F21/1 | — | F21/1 | F21/1 | F21/1 | F21/1 | F21/1 | F21/1 |
| Control Lever Bolt .. | — | — | 27-7831/3 | 27-7831/3 | 27-7831/3 | — | 27-7831/3 | 27-7831/3 | 27-7831/3 | 27-7831/3 | 27-7831/3 | 27-7831/3 |
| Control Lever Bolt Nut .. | — | — | EA80/1 | EA80/1 | EA80/1 | — | EA80/1 | EA80/1 | EA80/1 | EA80/1 | EA80/1 | EA80/1 |
| Exhaust Lifter Cable and Cover, complete. | — | — | 65-8773 | 65-8773 | 65-8773 | — | 66-8508 | 66-8501 | 66-8508 | 66-8508 | 33-8570 | 33-8582 |
| Exhaust Lifter Cable .. | — | — | 65-8775 | 65-8775 | 65-8775 | — | 66-8509 | 66-8502 | 66-8509 | 66-8509 | 33-8571 | 33-8584 |
| Exhaust Lifter Cover .. | — | — | 65-8776 | 65-8776 | 65-8776 | — | 66-8510 | 66-8503 | 66-8510 | 66-8510 | 33-8572 | — |
| Exhaust Lifter Cover (short) | — | — | — | — | — | — | — | — | — | — | — | 25-7713 |
| Exhaust Lifter Cover (long) | — | — | — | — | — | — | — | — | — | — | — | 33-8583 |
| Exhaust Lifter Cover Cap .. | — | — | 27-9579(2) | 27-9579(2) | 27-9579(2) | — | 27-9579(2) | 27-9579(2) | 27-9579(2) | 27-9579(2) | 27-9579(2) | 27-9579(4) |
| Exhaust Lifter Cable Nipple (control end). | — | — | 27-9443 | 27-9443 | 27-9443 | — | 27-9443 | 27-9443 | 27-9443 | 27-9443 | 27-9443 | 27-9443 |
| Exhaust Lifter Cable Ball Nipple. | — | — | — | — | — | — | — | — | — | — | EA128 | EA128 |
| Exhaust Lifter Cable Toggle | — | — | 66-8507 | 66-8507 | 66-8507 | — | 66-8507 | 66-8507 | 66-8507 | 66-8507 | — | — |
| Exhaust Lifter Cable Toggle Screw. | — | — | C2-154/1 | C2-154/1 | C2-154/1 | — | C2-154/1 | C2-154/1 | C2-154/1 | C2-154/1 | — | — |
| Do. Screw Nut .. | — | — | C2-158/1 | C2-158/1 | C2-158/1 | — | C2-158/1 | C2-158/1 | C2-158/1 | C2-158/1 | — | — |
| Exhaust Lifter Cable Adjuster | — | — | A202/1 | A202/1 | A202/1 | — | A202/1 | A202/1 | A202/1 | A202/1 | A202/1 | A202/1 |
| Do. Locknut .. | — | — | A223/1 | A223/1 | A223/1 | — | A223/1 | A223/1 | A223/1 | A223/1 | A223/1 | A223/1 |
| Exhaust Lifter Cable Return Spring. | — | — | 15-686 | 15-686 | 15-686 | — | 15-686 | 15-1312 | 15-686 | 15-686 | 24-595 | — |
| Do. Adjusting Sleeve .. | — | — | — | — | — | — | — | — | — | — | — | A222/1 |
| Clutch Control Cable .. | — | — | 65-8651 | 65-8651 | 65-8651 | — | 66-8572 | 66-8572 | 66-8572 | 66-8572 | 33-8539 | 33-8545 |
| Clutch Cable Cover .. | — | — | 65-8644 | 65-8644 | 65-8644 | — | 66-8573 | 66-8573 | 66-8573 | 66-8573 | 33-8540 | 33-8546 |
| Clutch Cable Cover Cap .. | — | — | 65-8645(2) | 65-8645(2) | 65-8645(2) | — | 65-8645(2) | 65-8645(2) | 65-8645(2) | 65-8645(2) | 27-9353(2) | 27-9353(2) |
| Clutch Cable Ball Nipple.. | — | — | M467A | M467A | M467A | — | M467A | M467A | M467A | M467A | 27-9329 | 27-9329 |
| Clutch Control Cable Adjust- ing Screw. | — | — | 25-9360/1 | 25-9360/1 | 25-9360/1 | — | 25-9360/1 | 25-9360/1 | 25-9360/1 | 25-9360/1 | 25-9360/1 | 25-9360/1 |

SEE FURTHER PARTICULARS FOR ORDERING SPARE PARTS ON PAGE 196.

HANDLEBAR CONTROLS.



25-9360



C2 154




F 21



27-7831



66-8507



A223
EA80
C2-158



27-9353
65-8645



27-9579

| | |
|---------|----------|
| 65-8776 | 29 3/4" |
| 65-8644 | 48 3/4" |
| 66-8510 | 22 3/4" |
| 66-8503 | 31" |
| 66-8573 | 32 1/2" |
| 33-8583 | 40" |
| 33-8572 | 42 1/2" |
| 33-8540 | 62 1/16" |
| 33-8546 | 68 1/8" |
| 25-7713 | 6 1/4" |



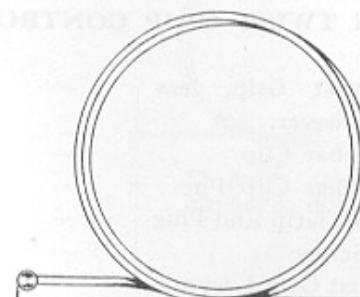
27-9329



A202



27-9443
M467A



| | |
|---------|----------|
| 65-8775 | 33 5/8" |
| 65-8651 | 53 1/2" |
| 66-8509 | 26 1/2" |
| 66-8502 | 40 1/2" |
| 66-8572 | 57 1/2" |
| 33-8571 | 47" |
| 33-8584 | 50 1/2" |
| 33-8539 | 67 5/16" |
| 33-8545 | 73 3/4" |



A222



EA128



27-7825



27-7829



15-686
15-1312
24-595



27-7828



27-7830

NOTE.—Figures in brackets denote number per set, e.g., (2), 2 per set.

Handlebar Controls—continued.

When no figures in brackets are shown one part constitutes a set.

| DESCRIPTION. | B20. B23. | B21. | B22. | B24. | B25. | B26. | M19. | M20. M21. | M22. | M23. M24. | Y13. | G14. |
|---|--------------|------|-----------|-----------|-----------|------|-----------|--------------|-----------|--------------|------------|------------|
| Clutch Control Cable Adjusting Screw Locknut. | — | — | 25-9365/1 | 25-9365/1 | 25-9365/1 | — | 25-9365/1 | 25-9365/1 | 25-9365/1 | 25-9365/1 | 25-9365/1 | 25-9365/1 |
| Clutch Cable Gripping Pin. | — | — | 26-9432/1 | 26-9432/1 | 26-9432/1 | — | 26-9432/1 | 26-9432/1 | 26-9432/1 | 26-9432/1 | 26-9431/1 | 26-9431/1 |
| Do. Gripping Pin Washer | — | — | 26-9461/1 | 26-9461/1 | 26-9461/1 | — | 26-9461/1 | 26-9461/1 | 26-9461/1 | 26-9461/1 | 26-9461/1 | 26-9461/1 |
| Do. Gripping Pin Nut .. | — | — | EB116/1 | EB116/1 | EB116/1 | — | EB116/1 | EB116/1 | EB116/1 | EB116/1 | EB116/1 | EB116/1 |
| Clutch Control Lever Roller | — | — | 26-9482/1 | 26-9482/1 | 26-9482/1 | — | 26-9482/1 | 26-9482/1 | 26-9482/1 | 26-9482/1 | 26-9481/1 | 26-9481/1 |
| IGNITION TWIST GRIP CONTROL. | | | | | | | | | | | | |
| Ignition Twist Grip, less cable and cover. | — | — | — | — | — | — | — | — | — | — | 24-9154 | 24-9154 |
| Do. Handlebar Clip .. | — | — | — | — | — | — | — | — | — | — | 24-9159/3 | 24-9159/3 |
| Do. Handlebar Clip Pin .. | — | — | — | — | — | — | — | — | — | — | 27-9427/3 | 27-9427/3 |
| Ignition Twist Grip End Plug | — | — | — | — | — | — | — | — | — | — | 24-9160 | 24-9160 |
| Do. End Screw | — | — | — | — | — | — | — | — | — | — | 27-9429 | 27-9429 |
| Ignition Twist Grip Locknut | — | — | — | — | — | — | — | — | — | — | 27-9452/3 | 27-9452/3 |
| Ignition Helix Tube and Strip | — | — | — | — | — | — | — | — | — | — | 24-9179 | 24-9179 |
| Ignition Twist Grip Short Slide. | — | — | — | — | — | — | — | — | — | — | 27-9438 | 27-9438 |
| Do. Rubber Grip | — | — | — | — | — | — | — | — | — | — | 24-9178 | 24-9178 |
| Do. Patch | — | — | — | — | — | — | — | — | — | — | 24-9166 | 24-9166 |
| Do. Cantilever, with guide strip and stop. | — | — | — | — | — | — | — | — | — | — | 24-9172 | 24-9172 |
| Do. Cantilever Pin .. | — | — | — | — | — | — | — | — | — | — | 24-9162 | 24-9162 |
| Do. Spring Washer .. | — | — | — | — | — | — | — | — | — | — | 24-9174 | 24-9174 |
| Do. Indicating Spring .. | — | — | — | — | — | — | — | — | — | — | 27-9471 | 27-9471 |
| Ignition Control Cable and Cover, complete. | — | — | — | — | — | — | — | — | — | — | 33-8471 | 33-8478 |
| Ignition Control Cable .. | — | — | — | — | — | — | — | — | — | — | 33-8472 | 33-8479 |
| Ignition Control Cable Cover | — | — | — | — | — | — | — | — | — | — | 33-8473 | 33-8480 |
| Do. Cover Cap | — | — | — | — | — | — | — | — | — | — | 27-9579(2) | 27-9579(2) |
| Do. Nipple (control end) | — | — | — | — | — | — | — | — | — | — | 27-9443 | 27-9443 |

SEE FURTHER PARTICULARS FOR ORDERING SPARE PARTS ON PAGE 196.

HANDLEBAR CONTROLS.



24-9178



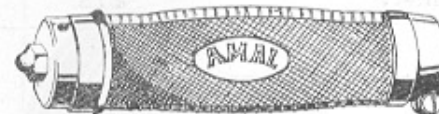
27-9443



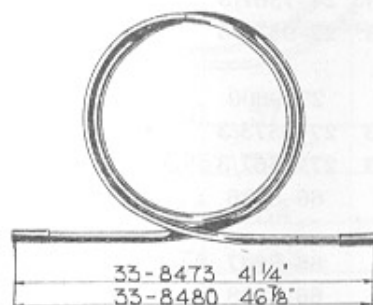
24-9166



27-9570



24-9154



27-9429



26-9431
26-9432



26-9481
26-9482



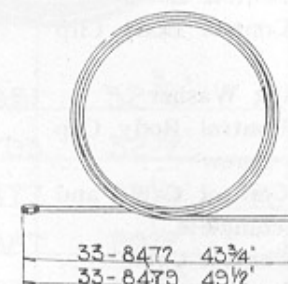
27-9471



EB 116



26-946



25-9365



27-9427



24-9179



24-9162



27-9452



24-9159



27-9438



24-9172



24-9174



24-9168

NOTE.—Figures in brackets denote number per set, e.g., (2), 2 per set.

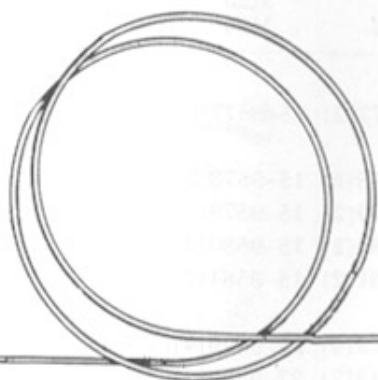
Handlebar Controls—continued.

When no figures in brackets are shown one part constitutes a set.

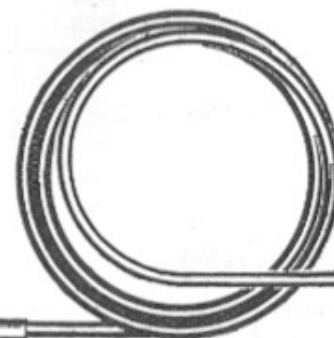
| DESCRIPTION. | B20. B23. | B21. | B22. | B24. | B25. | B26. | M19. | M20. M21. | M22. | M23. M24. | Y13. | G14. |
|--|--------------|------|------------|------------|------------|------|------------|--------------|------------|--------------|---------|---------|
| IGNITION CONTROL LEVER. | | | | | | | | | | | | |
| Ignition Control Lever, less cables and covers. | — | — | 24-7565/3 | 24-7565/3 | 24-7565/3 | — | 24-7565/3 | 24-7565/3 | 24-7565/3 | 24-7565/3 | — | — |
| Ignition Control Body, with clips. | — | — | 24-7566/3 | 24-7566/3 | 24-7566/3 | — | 24-7566/3 | 24-7566/3 | 24-7566/3 | 24-7566/3 | — | — |
| Ignition Control Lever .. | — | — | 24-7567/3 | 24-7567/3 | 24-7567/3 | — | 24-7567/3 | 24-7567/3 | 24-7567/3 | 24-7567/3 | — | — |
| Ignition Control Body Clip Screw. | — | — | 27-9572/3 | 27-9572/3 | 27-9572/3 | — | 27-9572/3 | 27-9572/3 | 27-9572/3 | 27-9572/3 | — | — |
| Do. Spring Washer .. | — | — | 27-9600 | 27-9600 | 27-9600 | — | 27-9600 | 27-9600 | 27-9600 | 27-9600 | — | — |
| Ignition Control Body Cap | — | — | 27-9573/3 | 27-9573/3 | 27-9573/3 | — | 27-9573/3 | 27-9573/3 | 27-9573/3 | 27-9573/3 | — | — |
| Do. Cap Screw .. | — | — | 27-9567/3 | 27-9567/3 | 27-9567/3 | — | 27-9567/3 | 27-9567/3 | 27-9567/3 | 27-9567/3 | — | — |
| Ignition Control Cable and Cover, complete. | — | — | 65-8705 | 65-8705 | 65-8705 | — | 66-8806 | 66-8806 | 66-8806 | 66-8806 | — | — |
| Ignition Control Cable .. | — | — | 65-8706 | 65-8706 | 65-8706 | — | 66-8807 | 66-8807 | 66-8807 | 66-8807 | — | — |
| Ignition Control Cable Cover | — | — | 65-8708 | 65-8708 | 65-8708 | — | 66-8808 | 66-8808 | 66-8808 | 66-8808 | — | — |
| Do. Cover Cap .. | — | — | 27-9579(2) | 27-9579(2) | 27-9579(2) | — | 27-9579(2) | 27-9579(2) | 27-9579(2) | 27-9579(2) | — | — |
| Do. Nipple (control end) | — | — | 27-9443 | 27-9443 | 27-9443 | — | 27-9443 | 27-9443 | 27-9443 | 27-9443 | — | — |
| Dummy Rubber Grip, with end cap. | — | — | 27-9482 | 27-9482 | 27-9482 | — | 27-9482 | 27-9482 | 27-9482 | 27-9482 | — | — |
| CARBURETTER CABLES AND COVERS (when Twist Grip Throttle Control and B.S.A. Clamp-on Controls are fitted). | | | | | | | | | | | | |
| Air Control Cable and Cover, complete. | — | — | 65-8852 | 65-8854 | 65-8854 | — | 65-8854 | 66-8875 | 66-8876 | 66-8888 | 33-8677 | 26-7815 |
| Air Control Cable .. | — | — | 29-8710 | 15-9625 | 15-9625 | — | 15-9625 | 29-8710 | 29-8710 | 66-8886 | 33-8678 | 15-9500 |
| Air Control Cable Cover .. | — | — | 65-8851 | 65-8851 | 65-8851 | — | 65-8851 | 29-8703 | 66-8877 | 66-8887 | 15-9521 | 26-7817 |
| Do. (short) .. | — | — | — | — | — | — | — | — | 24-9512 | 24-9512 | — | — |
| Throttle Control Cable and Cover, complete. | — | — | 65-8842 | 65-8849 | 65-8849 | — | 66-8881 | 66-8882 | 66-8878 | 66-8883 | 33-8672 | 26-7816 |
| Throttle Control Cable .. | — | — | 15-9515 | 24-9503 | 24-9503 | — | 33-8678 | 15-9705 | 15-9705 | 15-9513 | 24-9499 | 26-7818 |
| Throttle Control Cable Cover | — | — | 65-8843 | 65-8845 | 65-8845 | — | 65-8843 | 15-9521 | 66-8879 | 66-8877 | 33-8673 | 24-9363 |
| Do. (short) .. | — | — | — | — | — | — | — | — | 24-9512 | 24-9512 | — | — |

SEE FURTHER PARTICULARS FOR ORDERING SPARE PARTS ON PAGE 196.

HANDLEBAR CONTROLS.



27-9482



| | |
|-----------|----------------------|
| 29 - 8710 | 37 $\frac{1}{4}$ " |
| 15 - 9625 | 37 $\frac{1}{2}$ " |
| 66 - 8886 | 34" |
| 33 - 8678 | 40 $\frac{1}{4}$ " |
| 15 - 9500 | 43 $\frac{1}{4}$ " |
| 15 - 9515 | 40" |
| 24 - 9503 | 43 $\frac{3}{4}$ " |
| 15 - 9705 | 38 $\frac{13}{16}$ " |
| 15 - 9513 | 35 $\frac{1}{2}$ " |
| 24 - 9499 | 41" |
| 26 - 7818 | 45" |
| 65 - 8706 | 42 $\frac{1}{4}$ " |
| 66 - 8807 | 45 $\frac{1}{2}$ " |



24-7566



24-7565



27-9567



24-7567

| | |
|-----------|--------------------|
| 65 - 8851 | 32 $\frac{3}{4}$ " |
| 29 - 8703 | 32 $\frac{1}{2}$ " |
| 66 - 8877 | 23 $\frac{1}{2}$ " |
| 66 - 8887 | 20 $\frac{1}{2}$ " |
| 15 - 9521 | 35 $\frac{1}{2}$ " |
| 26 - 7817 | 39" |
| 24 - 9512 | 8" |
| 65 - 8843 | 36 $\frac{3}{4}$ " |
| 65 - 8845 | 39 $\frac{3}{4}$ " |
| 66 - 8879 | 26 $\frac{1}{2}$ " |
| 33 - 8673 | 38 $\frac{1}{2}$ " |
| 24 - 9363 | 42" |
| 65 - 8708 | 39" |
| 66 - 8808 | 42" |



27-9579



27-9573



27-9600



27-9572



27-9443

NOTE.—Figures in brackets denote number per set, e.g., (2), 2 per set.

Handlebar Controls—continued.

When no figures in brackets are shown one part constitutes a set.

| DESCRIPTION. | B20. B23. | B21. | B22. | B24. | B25. | B26. | M19. | M20. M21. | M22. | M23. M24. | Y13. | G14. |
|--|--------------|------|------------|------------|------------|------|------------|--------------|------------|--------------|------------|------------|
| Air and Throttle Midway Adjuster. | — | — | — | — | — | — | — | — | 15-9577(2) | 15-9577(2) | — | — |
| Do. Body | — | — | — | — | — | — | — | — | 15-9578(2) | 15-9578(2) | — | — |
| Do. Screw | — | — | — | — | — | — | — | — | 15-9579(2) | 15-9579(2) | — | — |
| Do. Nut | — | — | — | — | — | — | — | — | 15-9580(2) | 15-9580(2) | — | — |
| Control Cable Cover Cap (carburetter end). | — | — | — | — | — | — | — | — | 15-9581(2) | 15-9581(2) | — | — |
| Control Cable Cover Cap .. | — | — | 27-9579(4) | 27-9579(4) | 27-9579(4) | — | 27-9579(4) | 27-9579(4) | 27-9579(4) | 27-9579(4) | 27-9579(4) | 27-9579(4) |
| Control Cable Nipple (control end). | — | — | 27-9443(2) | 27-9443(2) | 27-9443(2) | — | 27-9443(2) | 27-9443(2) | 27-9443(2) | 27-9443(2) | 27-9443(2) | 27-8443 |
| Do. (carburetter end) .. | — | — | 27-9506(2) | 27-9506(2) | 27-9506(2) | — | 27-9506(2) | 27-9506(2) | 27-9506(2) | 27-9506(2) | 27-9506(2) | 27-9506(2) |

Quote Engine and Frame Numbers, with prefix letters, when ordering spares.

See particulars of equipment on page 208.

HANDLEBAR CONTROLS.




15-9577



15-9579



15-9581



15-9578



27-9506



15-9580



27-9579



27-9443

B.S.A. Spares are made with the same care and accuracy as the original parts in your B.S.A. Motor Cycle. It pays to have

**GENUINE
B.S.A.
SPARES**

NOTE.—Figures in brackets denote number per set, e.g., (2), 2 per set.

TOOLS AND SUNDRIES.

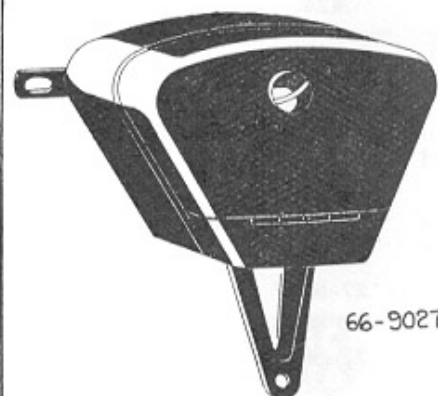
When no figures in brackets are shown one part constitutes a set.

| DESCRIPTION. | B20. B23. | B21. | B22. | B24. | B25. | B26. | M19. | M20. M21. | M22. | M23. M24. | Y13. | G14. |
|--|----------------|----------------|----------------|----------------|---------|----------------|----------------|----------------|----------------|-----------------|------------------|------------------|
| TOOLBOX. | | | | | | | | | | | | |
| Toolbox only (right-hand) | 65-9032 | 65-9032 | 65-9032 | 65-9032 | — | 65-9032 | 66-9019 | 66-9019 | 66-9019 | *66-9019 | 33-9004 | 31-9001 |
| Toolbox only (left-hand) .. | — | — | — | 65-9034 | — | — | 66-9020 | 66-9020 | 66-9020 | *66-9020 | 31-9001 | 31-9001 |
| Toolbox (right-hand) (when single upswept exhaust pipe is fitted). | — | — | — | — | — | — | 66-9024 | — | 66-9024 | *66-9024 | — | — |
| Do. (left-hand) do. | — | 65-9034 | 65-9034 | 65-9034 | — | 65-9034 | — | — | — | — | — | — |
| Toolbox (left-hand) (when footplates are fitted). | — | — | — | — | — | — | — | 66-9027 | — | — | — | — |
| Toolbox Clip .. | — | — | — | — | — | — | — | — | — | — | S113(2) | S113(2) |
| Toolbox Clip Bolt .. | — | — | — | — | — | — | — | — | — | — | B751/6(4) | B751/6(4) |
| Do. Spring Washer .. | — | — | — | — | — | — | — | — | — | — | 35-32(4) | 35-32(4) |
| Toolbox Clip Bolt Nut .. | — | — | — | — | — | — | — | — | — | — | M263/6(2) | M263/6(2) |
| Toolbox Clip Plate .. | — | — | — | — | — | — | — | — | — | — | 15-649(2) | 15-649(2) |
| Toolbox Bolt .. | EB438/6(2) | EB438/6(2) | EB438/6(2) | EB438/6(2) | — | EB438/6(2) | B751/6(4) | B751/6(4) | B751/6(4) | *B751/6(4) | K132/6(4) | K132/6(4) |
| Toolbox Bolt Nut .. | EB102/6 (2) | EB102/6 (2) | EB102/6 (2) | EB102/6 (4) | — | EB102/6 (2) | EB113/6 (4) | EB113/6 (4) | EB113/6 (4) | *EB113/6 (4) | M263/6 (4) | M263/6 (4) |
| Toolbox Bolt Washer .. | K234A/6(4) | K234A/6(4) | K234A/6(4) | K234A/6(8) | — | K234A/6(4) | — | — | — | — | K234A/6(4) | K234A/6(4) |
| Toolbox Bolt Washer .. | — | — | — | — | — | — | B751A/6 (4) | B751A/6 (4) | B751A/6 (4) | *B751A/6 (4) | 25-7180/6 (4) | 25-7180/6 (4) |
| Toolbox Bolt Spring Wssher | — | — | — | — | — | — | — | — | — | — | 35/32(4) | 35/32(4) |
| Toolbox Mudguard Stay Bolt | — | — | — | 15-645/6 | — | — | — | — | — | — | — | — |
| Do. Bolt Nut .. | — | — | — | M263/6 | — | — | — | — | — | — | — | — |
| Do. Bolt Washer .. | — | — | — | K234A/6(2) | — | — | — | — | — | — | — | — |
| TOOLS. | | | | | | | | | | | | |
| Toolbag, complete with tools | 65-9113 | 65-9120 | 65-9120 | 65-9120 | 65-9120 | 65-9120 | 66-9065 | 66-9066 | 66-9065 | 66-9065 | 33-9013 | 33-9014 |
| Do. (B20 G.P.O., M24 only) | 29-9207 | — | — | — | — | — | — | — | — | 66-9069 | — | — |
| Toolbag .. | 15-8930 | 15-8930 | 15-8930 | 15-8930 | 15-8930 | 15-8930 | 15-8930 | 15-8930 | 15-8930 | 15-8930 | 15-8930 | 15-8930 |
| Screwdriver .. | EB261 | EB261 | EB261 | EB261 | EB261 | EB261 | EB261 | EB261 | EB261 | EB261 | EB261 | EB261 |
| Box Spanner .. | 15-832 | 15-832 | 15-832 | 15-832 | 15-832 | 15-832 | 15-832 | 15-832 | 15-832 | 15-832 | 15-832 | 15-832 |
| B.S.A. Double-ended Spanner | EB259 | EB259 | EB259 | EB259 | EB259 | EB259 | EB259 | EB259 | EB259 | EB259 | EB259 | EB259 |
| Hub and Union Spanner .. | — | — | — | — | — | — | — | — | — | — | EB166 | EB166 |
| Adjustable Spanner .. | EB262 | EB262 | EB262 | EB262 | EB262 | EB262 | EB262 | EB262 | EB262 | EB262 | EB262 | EB262 |

*Not fitted to Model M24.

SEE FURTHER PARTICULARS FOR ORDERING SPARE PARTS ON PAGE 204.


TOOLS AND SUNDRIES.



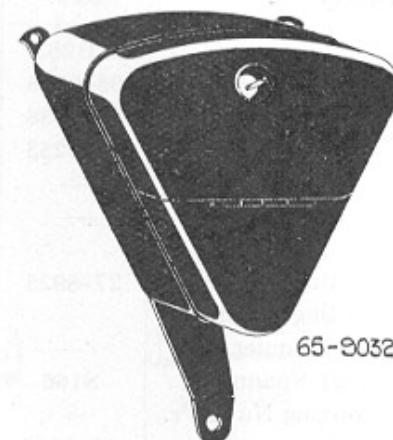
66-9027



66-9024



33-9004 31-9001



65-9032

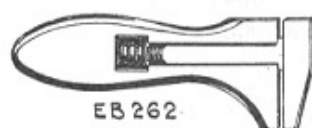


EB 259

EB 102
EB-113
M. 263



E.B. 261



EB 262



15-832



EB 166




15-649



S 113



15-645
B-751
EB 438
K 132




66-9020



35-32




K 234 A
B-751 A
25-7180



15-8930



65-9034



66-9019

NOTE.—Figure in brackets denote number per set e.g., (2), 2 per set.

Tools and Sundries—continued.

When no figures in brackets are shown one part constitutes a set

| DESCRIPTION. | B20. B23. | B21. | B22. | B24. | B25. | B26. | M19. | M20. M21. | M22. | M23. M24. | Y13. | G14. |
|---|--------------|------------|------------|------------|------------|------------|---------|--------------|---------|--------------|---------|---------|
| Pliers | EB263 | EB263 | EB263 | EB263 | EB263 | EB263 | EB263 | EB263 | EB263 | EB263 | EB263 | EB263 |
| Tubular Spanner | 65-9115 | 65-9115 | 65-9115 | 65-9115 | 65-9115 | 65-9115 | — | — | — | — | 27-8943 | 27-8943 |
| Cylinder Base Nut Spanner | 66-9036 | — | — | — | — | — | — | 66-9036 | — | — | — | — |
| Spanner Tommy Bar .. | 29-9253 | 29-9253 | 29-9253 | 29-9253 | 29-9253 | 29-9253 | 29-9253 | 29-9253 | 29-9253 | 29-9253 | 27-8944 | 27-8944 |
| Hub and Union Spanner .. | — | — | — | — | — | — | — | — | — | — | — | M269 |
| Hub Spindle Nut Spanner .. | — | — | — | 61-1918 | 61-1918 | 61-1918 | 61-1918 | 61-1918 | 61-1918 | 61-1918 | 61-1918 | 61-1918 |
| Do. Tommy Bar | — | — | — | 61-1917 | 61-1917 | 61-1917 | 61-1917 | 61-1917 | 61-1917 | 61-1917 | 61-1917 | 61-1917 |
| Tappet Adjusting Spanner .. | 27-8925 | 27-8925(2) | 27-8925(2) | 27-8925(2) | 27-8925(2) | 27-8925(2) | 27-8927 | 27-8927 | 27-8927 | 27-8927 | 27-8927 | — |
| Tappet Adjusting Spanner .. | — | — | — | — | — | — | 27-8928 | 27-8928 | 27-8928 | 27-8928 | — | 27-8928 |
| Tappet Head Spanner .. | — | — | — | — | — | — | 27-8925 | — | 27-8925 | 27-8925 | — | — |
| Rear Hub Nut Spanner .. | S166 | S166 | S166 | S166 | S166 | S166 | — | — | — | — | S166 | S166 |
| Gearbox Adjusting Nut Sp'r. | — | — | — | — | — | — | — | — | — | — | 31-9010 | — |
| Carburetter Spanner .. | 15-8945 | 15-8945 | 15-8945 | 15-8945 | 15-8945 | 15-8945 | 15-8945 | 15-8945 | 15-8945 | 15-8945 | 15-8945 | 15-8945 |
| Speedometer Drive Spanner | M271 | M271 | M271 | M271 | M271 | M271 | M271 | M271 | M271 | M271 | M271 | M271 |
| Gearbox Box Spanner .. | — | — | — | — | — | — | — | — | — | — | 24-8981 | 24-8981 |
| Grease Gun (Tecalemit) .. | 28-4265 | 28-4265 | 28-4265 | 28-4265 | 28-4265 | 28-4265 | 28-4265 | 28-4265 | 28-4265 | 28-4265 | 26-8995 | 26-8995 |
| Do. (G.P.O.) | 26-8995 | — | — | — | — | — | — | — | — | — | — | — |
| Valve Grinding Tool, c'plete | — | 66-9044 | 66-9044 | 66-9044 | 66-9044 | 66-9044 | 66-9044 | — | 66-9044 | 66-9044 | 15-8950 | — |
| Detachable Wheel Spanner. | — | — | — | — | — | — | 66-9068 | 66-9068 | 66-9068 | 66-9068 | 15-8946 | 15-8946 |
| Do. Extension | — | — | — | — | — | — | — | — | — | — | 33-9024 | — |
| Do. Extension Joint Screw | — | — | — | — | — | — | — | — | — | — | EB68A/1 | — |
| Do. Ex'n Joint Screw Nut | — | — | — | — | — | — | — | — | — | — | K121/1 | — |
| Hub Spindle Nut Spanner .. | — | — | — | — | — | — | 66-9067 | 66-9067 | 66-9067 | 66-9067 | — | — |
| Screwdriver Attachment .. | 66-9038 | 66-9038 | 66-9038 | 66-9038 | 66-9038 | 66-9038 | 66-9038 | 66-9038 | 66-9038 | 66-9038 | — | — |
| Tyre Lever | 29-9252 | 29-9252 | 29-9252 | 29-9252 | 29-9252 | 29-9252 | 29-9252 | 29-9252 | 29-9252 | 29-9252 | 29-9252 | 29-9252 |
| Extension Tube for Tommy Bar (G.P.O.). | — | — | — | — | — | — | — | 24-8937 | — | — | — | — |
| Hub Bearing Adjustment Spanner. | 29-9254 | 29-9254 | 29-9254 | 29-9254 | 29-9254 | 29-9254 | 29-9254 | 29-9254 | 29-9254 | 29-9254 | 29-9254 | 29-9254 |
| Magdyno Spanner | 29-9251 | 29-9251 | 29-9251 | 29-9251 | 29-9251 | 29-9251 | 29-9251 | 29-9251 | 29-9251 | 29-9251 | 29-9251 | 29-9251 |
| Sparking Plug Spanner .. | 66-9039 | 66-9039 | 66-9039 | 66-9039 | 66-9039 | 66-9039 | 66-9039 | 66-9039 | 66-9039 | 66-9039 | — | — |
| Wheel Alignment Gauge .. | — | — | — | — | — | — | 66-9042 | 66-9042 | 66-9042 | 66-9042 | — | — |
| Push Rod Tube Gland Nut Spanner. | — | 65-9123 | 65-9123 | 65-9123 | 65-9123 | 65-9123 | 66-9071 | — | 66-9071 | 66-9071 | — | — |
| Tappet Adjusting Spanner, with feelers. | 36-7272 | — | — | — | — | — | — | 66-9073 | — | — | — | — |

SEE FURTHER PARTICULARS FOR ORDERING SPARE PARTS ON PAGE 204

TOOLS AND SUNDRIES.



66-9073



61-1918



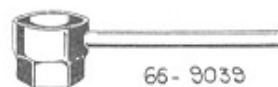
31-9010



27-8943
66-9115



36-7272



66-9039



15-8945



66-9036



24-8981



E.B. 263



27-8927



33-9024



66-9038



27-8928




66-9042



66-9067



M.271



15-8946



K121



M 269



E.B. 68A




29-9252



27-8925



5166



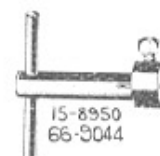
29-9254



29-9251



28-4265 26-8995



15-8950
66-9044



24-8937



27-8944
61-1917



29-9253



66-9068



65-9123
66-9071

NOTE.—Figures in brackets denote number per set, e.g., (2), 2 per set.

Tools and Sundries—continued.

When no figures in brackets are shown one part constitutes a set.

| DESCRIPTION. | B20. B23. | B21. | B22. | B24. | B25. | B26. | M19. | M20. M21. | M22. | M23. M24. | Y13. | G14. |
|--------------------------------|------------------|------------------|------------------|------------------|-------------------|------------------|------------------|------------------|------------------|-------------------|------------------|------------------|
| SUNDRIES. | | | | | | | | | | | | |
| Inflator | 27-8958 | 27-8958 | 27-8958 | 27-8958 | 27-8958 | 27-8958 | 27-8958 | 27-8958 | 27-8958 | 27-8958 | 15-9000 | 15-9000 |
| Speedometer Bracket .. | 15-9043 | 15-9043 | 15-9043 | 15-9043 | 15-9043 | 15-9043 | 15-9043 | 15-9043 | 15-9043 | 15-9043 | 15-9043 | 15-9043 |
| Speedometer Bracket Bolt .. | 24-7148/6 (2) | 24-7148/6 (2) | 24-7148/6 (2) | 24-7148/6 (2) | 24-7148/6 (2) | 24-7148/6 (2) | 24-7148/6 (2) | 24-7148/6 (2) | 24-7148/6 (2) | 24-7148/6 (2) | 24-7148/6 (2) | 24-7148/6 (2) |
| Do. Washer | F21/6(2) | F21/6(2) | F21/6(2) | F21/6(2) | F21/6(2) | F21/6(2) | — | — | — | — | — | — |
| Speedometer Cable | 29-5911 | 29-5911 | 29-5911 | 29-5911 | 29-5911 | 29-5911 | 24-5484 | 24-5484 | 24-5484 | 24-5484 | 24-5489 | 24-5489 |
| Do. Length | 25½" | 25½" | 25½" | 25½" | 25½" | 25½" | 27¼" | 27¼" | 27¼" | 27¼" | 29" | 29" |
| Do. Fixing Strap | 24-5317 | 24-5317 | 24-5317 | 24-5317 | 24-5317 | 24-5317 | 24-5317 | 24-5317 | 24-5317 | 24-5317 | 24-5317 | 24-5317 |
| Do. Fixing Strap Bolt .. | EB673/6 | EB673/6 | EB673/6 | EB673/6 | EB673/6 | EB673/6 | EB673/6 | EB673/6 | EB673/6 | EB673/6 | EB673/6 | EB673/6 |
| Do. Fixing Strap Bolt Nut | EB116/6 | EB116/6 | EB116/6 | EB116/6 | EB116/6 | EB116/6 | EB116/6 | EB116/6 | EB116/6 | EB116/6 | EB116/6 | EB116/6 |
| Cable Clip | 66-9049(4) | 66-9049(4) | 66-9049(4) | 66-9049(4) | 66-9049(4) | 66-9049(4) | 66-9049 | 66-9049 | 66-9049 | 66-9049 | — | — |
| Cable Clip | — | — | — | — | — | — | 66-9050(2) | 66-9050(2) | 66-9050(2) | 66-9050(2) | 31-9016(2) | 31-9016(2) |
| Cable Clip | — | — | — | — | — | — | 66-9051 | 66-9051 | 66-9051 | 66-9051 | 33-9052(3) | 33-9052 |
| Do. (wiring mudguard stay) | — | — | — | — | — | — | 25-8980(2) | 25-8980(2) | 25-8980(2) | 25-8980(2) | 25-8980(2) | 25-8980(2) |
| Licence Holder | 29-9221 | 29-9221 | 29-9221 | 29-9221 | 29-9221 | 29-9221 | 29-9221 | 29-9221 | 29-9221 | 29-9221 | 29-9221 | 29-9221 |
| Pillion Seat Fixing Bolt .. | K132A/6(4) | K132A/6(4) | K132A/6(4) | K132A/6(4) | — | K132A/6(4) | K132A/6(4) | K132A/6(4) | K132A/6(4) | K132A/6(4) | K132A/6(4) | K132A/6(4) |
| Do. Nut | EB113/6(4) | EB113/6(4) | EB113/6(4) | EB113/6(4) | — | EB113/6(4) | EB113/6(4) | EB113/6(4) | EB113/6(4) | EB113/6(4) | EB113/6(4) | EB113/6(4) |
| Do. Spring Washer | K197(4) | K197(4) | K197(4) | K197(4) | — | K197(4) | K197(4) | K197(4) | K197(4) | K197(4) | K197(4) | K197(4) |
| Rear Mudguard Pad Fixing Bolt. | — | — | — | — | 24-780/1 (6) | — | — | — | — | 24-780/1 (6) | — | — |
| Do. Washer | — | — | — | — | 26-9461/1 (12) | — | — | — | — | 26-9461/1 (12) | — | — |
| Do. Nut | — | — | — | — | EB116/1(6) | — | — | — | — | EB116/1(6) | — | — |
| Headlamp Bracket (top) .. | 15-9001(2) | 15-9001(2) | 15-9001(2) | 15-9001(2) | 15-9001(2) | 15-9001(2) | 15-9001(2) | 15-9001(2) | 15-9001(2) | 15-9001(2) | 15-9001(2) | 15-9001(2) |
| Do. (top) (M24 only) .. | — | — | — | — | — | — | — | — | — | 27-9021(2) | — | — |
| Do. (bottom) | 27-9021(2) | 27-9021(2) | 27-9021(2) | 27-9021(2) | 27-9021(2) | 27-9021(2) | 15-9002(2) | 15-9002(2) | 15-9002(2) | 15-9002(2) | 33-9051(2) | 33-9051(2) |
| Do. (bottom) (M24 only) .. | — | — | — | — | — | — | — | — | — | 27-9021(2) | — | — |
| Headlamp Bracket Top Bolt | 15-8994/6 | 15-8994/6 | 15-8994/6 | 15-8994/6 | 15-8994/6 | 15-8994/6 | 15-8994/6 | 15-8994/6 | 15-8994/6 | 15-8994/6 | 15-8994/6 | 15-8994/6 |
| Headlamp Bracket Top Bolt | 15-8994/6 | 15-8994/6 | 15-8994/6 | 15-8994/6 | 15-8994/6 | 15-8994/6 | 15-8993/6 | 15-8993/6 | 15-8993/6 | 15-8993/6 | 15-8994/6 | 15-8994/6 |
| Do. Bottom Bolt | 15-8994/6 (2) | 15-8994/6 (2) | 15-8994/6 (2) | 15-8994/6 (2) | 15-8994/6 (2) | 15-8994/6 (2) | 15-8994/6 (2) | 15-8994/6 (2) | 15-8994/6 (2) | 15-8994/6 (2) | 15-8994/6 (2) | 15-8994/6 (2) |
| Do. Bolt Spring Washer .. | — | — | — | — | — | — | — | — | — | — | 24-8784(2) | 24-8784(2) |
| Do. Bolt Nut | EA80/6(4) | EA80/6(4) | EA80/6(4) | EA80/6(4) | EA80/6(4) | EA80/6(4) | EA80/6(4) | EA80/6(4) | EA80/6(4) | EA80/6(4) | 24-563/6(2) | 24-563/6(2) |
| Do. Bolt Nut (top) | — | — | — | — | — | — | — | — | — | — | EA111/6(2) | EA111/6(2) |
| Valve Removing Spanner | — | 65-9116 | 65-9116 | 65-9116 | 65-9116 | 65-9116 | 65-9116 | — | 65-9116 | 65-9116 | 24-8895 | — |

SEE FURTHER PARTICULARS FOR ORDERING SPARE PARTS ON PAGE 204.

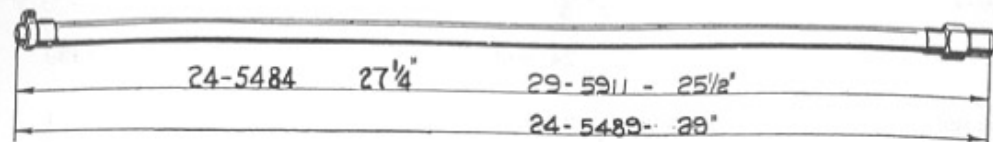
TOOLS AND SUNDRIES.



66-9050



E.B. 673



24-7148



66-9051



66-9049



24-563
E.A. 80
E.A. 116
E.B. 113
E.B. 116



24-5317



29-9221



25-8980



F 21
26-9461



24-8784
K. 197



27-9021
33-9051
15-9002
15-9001



15-8993
15-8994
K. 132 A



24-780




65-9116



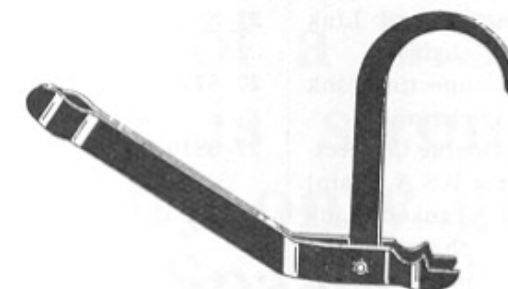
31-9016



33-9052



15-9043



24-8895



27-8958

15-9000

NOTE.—Figures in brackets denote number per set, e.g., (2), 2 per set.

Tools and Sundries—*continued.*

When no figures in brackets are shown one part constitutes a set.

| DESCRIPTION. | B20. B23. | B21. | B22. | B24. | B25. | B26. | M19. | M20. M21. | M22. | M23. M24. | Y13 . | G14. |
|---|--------------|---------|---------|---------|---------|---------|---------|--------------|---------|--------------|---------|---------|
| Transmission Chain (front) (68 links). | 24-8933 | — | — | — | 24-8930 | 24-8933 | 24-8930 | 24-8930 | 24-8930 | 24-8930 | — | — |
| Do. (69 links) | 24-8931 | 24-8931 | 24-8931 | 24-8931 | 24-8931 | 24-8931 | 24-8931 | 24-8931 | 24-8931 | 24-8931 | — | — |
| Do. (70 links) | — | — | — | — | — | — | 24-8932 | 24-8932 | 24-8932 | 24-8932 | 24-8932 | 24-8932 |
| Do. (71 links) | — | — | — | — | — | — | — | — | — | — | 24-8933 | 24-8933 |
| Do. (72 links) | — | — | — | — | — | — | — | — | — | — | 24-8915 | 24-8915 |
| Do. (73 links) | — | — | — | — | — | — | — | — | — | — | 24-8913 | 24-8913 |
| Transmission Chain (rear) (91 links). | — | — | — | 15-8967 | — | — | — | — | — | — | — | — |
| Do. (92 links) | — | — | — | — | 15-811 | 15-811 | — | — | — | — | — | — |
| Do. (94 links) | — | — | — | — | — | — | 15-8969 | 15-8969 | 15-8969 | 15-8969 | — | — |
| Do. (95 links) | — | — | — | — | — | — | 24-8713 | 24-8713 | 24-8713 | 24-8713 | 24-8938 | 24-8938 |
| Do. (106 links) | 65-9183 | 65-9183 | 65-9183 | — | — | — | — | — | — | — | — | — |
| Do. (107 links) | 65-9184 | 65-9184 | 65-9184 | — | — | — | — | — | — | — | — | — |
| Do. (108 links) | 65-9181 | 65-9181 | 65-9181 | — | — | — | — | — | — | — | — | — |
| Do. (109 links) | 65-9185 | — | — | — | — | — | — | — | — | — | — | — |
| Front Chain Connecting Link (for B.S.A. chain). | 27-8746 | 27-8746 | 27-8746 | 27-8746 | 27-8746 | 27-8746 | 27-8746 | 27-8746 | 27-8746 | 27-8746 | 27-8746 | 27-8746 |
| Front Chain Double Connect- ing Link (for B.S.A. chain). | 27-8810 | 27-8810 | 27-8810 | 27-8810 | 27-8810 | 27-8810 | 27-8810 | 27-8810 | 27-8810 | 27-8810 | 27-8810 | 27-8810 |
| Front Chain Cranked Link (for B.S.A. chain). | 27-8805 | 27-8805 | 27-8805 | 27-8805 | 27-8805 | 27-8805 | 27-8805 | 27-8805 | 27-8805 | 27-8805 | 27-8805 | 27-8805 |
| Rear Chain Connecting Link (for B.S.A. chain). | 27-8746 | 27-8746 | 27-8746 | 15-816 | 15-816 | 15-816 | 15-816 | 15-816 | 15-816 | 15-816 | S255A | S255A |
| Rear Chain Double Connect- ing Link (for B.S.A. chain). | 27-8810 | 27-8810 | 27-8810 | 15-8976 | 15-8976 | 15-8976 | 15-8976 | 15-8976 | 15-8976 | 15-8976 | 24-8979 | 24-8979 |
| Rear Chain Cranked Link (for B.S.A. chain). | 27-8805 | 27-8805 | 27-8805 | 15-8972 | 15-8972 | 15-8972 | 15-8972 | 15-8972 | 15-8972 | 15-8972 | 24-8977 | 24-8977 |
| Connecting Link Key, 1/2" (for B.S.A. chain) | — | — | — | 24-8985 | 24-8985 | 24-8985 | 24-8985 | 24-8985 | 24-8985 | 24-8985 | 24-8985 | 24-8985 |

Quote Engine and Frame Numbers, with prefix letters, when ordering spares.

See particulars of equipment on page 208.

TOOLS AND SUNDRIES.



27-8805
15-8972
24-8977



27-8810
15-8976
24-8979



| | | | |
|---------|-----------|-------------|---------|
| 24-8930 | 68 LINKS. | 1/2" PITCH. | x .305" |
| 24-8931 | 69 " | 1/2" " | x .305" |
| 24-8932 | 70 " | 1/2" " | x .305" |
| 24-8933 | 71 " | 1/2" " | x .305" |
| 24-8915 | 72 " | 1/2" " | x .305" |
| 24-8913 | 73 " | 1/2" " | x .305" |
| 65-9183 | 106 " | 1/2" " | x .305" |
| 65-9184 | 107 " | 1/2" " | x .305" |
| 65-9181 | 108 " | 1/2" " | x .305" |
| 65-9185 | 109 " | 1/2" " | x .305" |
| 15-8967 | 91 " | 5/8" " | x .250" |
| 15-811 | 92 " | 5/8" " | x .250" |
| 15-8969 | 94 " | 5/8" " | x .250" |
| 24-8713 | 95 " | 5/8" " | x .250" |
| 24-8938 | 95 " | 5/8" " | x .375" |



27-8746
15-816
S 255A



24-8985

Buy

Genuine B.S.A. Spares

Every owner of a B.S.A. Motor Cycle is strongly advised to buy only genuine B.S.A. Spare Parts when replacements become necessary.

ENGINE AND FRAME NUMBERS FOR 1938 MOTOR CYCLES.

THE FOLLOWING LIST GIVES DETAILS APPLICABLE TO THE VARIOUS MODELS.

| <i>No.</i> | <i>Model.</i> | <i>Engine.</i> | <i>Frame.</i> |
|------------|---------------------------------|----------------------|-------------------|
| B20 ... | 250 c.c. S.V. Tourer ... | JB20-101 upwards ... | JB20-101 upwards. |
| B21 ... | 250 c.c. O.H.V. Sports ... | JB21-101 " ... | |
| B22 ... | 250 c.c. O.H.V. Empire Star ... | JB22-101 " ... | |
| B23 ... | 350 c.c. S.V. Tourer ... | JB23-101 " ... | |
| B24 ... | 350 c.c. O.H.V. Empire Star ... | JB24-101 " ... | JB24-101 upwards |
| B25 ... | 350 c.c. O.H.V. Competition ... | JB25-101 " ... | |
| B26 ... | 350 c.c. O.H.V. Sports ... | JB26-101 " ... | |
| M19 ... | 350 c.c. O.H.V. de Luxe ... | JM19-101 " ... | JM19-101 upwards. |
| M20 ... | 500 c.c. S.V. Tourer ... | JM20-101 " ... | |
| M21 ... | 600 c.c. S.V. Tourer ... | JM21-101 " ... | |
| M22 ... | 500 c.c. O.H.V. Sports ... | JM22-101 " ... | |
| M23 ... | 500 c.c. O.H.V. Empire Star ... | JM23-101 " ... | JM24-101 upwards. |
| M24 ... | 500 c.c. O.H.V. Gold Star ... | JM24-101 " ... | |
| Y13 ... | 750 c.c. O.H.V. Vee Twin ... | JY13-101 " ... | JY13-101 upwards. |
| G14 ... | 1000 c.c. S.V. Vee Twin ... | JG14-101 " ... | JG14-101 upwards. |

1938 MOTOR CYCLE CARBURETTER SETTINGS.

| No. | Model. | Type. | No. | Float Chamber. | Jet. | Jet with Air Cleaner. | Valve. | Needle Position. |
|-----|-------------------------------------|----------|-----------------------|----------------|------|-----------------------|--------|------------------|
| B20 | ... 250 c.c. S.V. Tourer ... | 74/165/S | 25A | 62/079 | 80 | 80 | 4/5 | 3 |
| B21 | ... 250 c.c. O.H.V. Sports ... | 74/165 | 25A | 64/079 | 80 | 80 | 4/4 | 2 |
| B22 | ... 250 c.c. O.H.V. "Empire Star" | 75/145 | 33A | 64/079 | 120 | 110 | 5/4 | 3 |
| B23 | ... 350 c.c. S.V. Tourer ... | 75/145 | 33A | 62/079 | 110 | 110 | 5/4 | 3 |
| B24 | ... 350 c.c. O.H.V. "Empire Star" | 76/187 | 45A | 64/077 | 160 | 140 | 6/4 | 3 |
| B25 | ... 350 c.c. O.H.V. Competition ... | 76/187 | 45A | 64/077 | 160 | — | 6/4 | 3 |
| B26 | ... 350 c.c. O.H.V. Sports ... | 76/187 | 45A | 64/077 | 160 | 140 | 6/4 | 3 |
| M19 | ... 350 c.c. O.H.V. de Luxe ... | 76/014 | 45A | 64/078 | 150 | 150 | 6/4 | 2 |
| M20 | ... 500 c.c. S.V. Tourer ... | 76/014 | 45A | 64/078 | 170 | 170 | 6/4 | 3 |
| M21 | ... 600 c.c. S.V. Tourer ... | 76/024 | 51A | 64/078 | 170 | 170 | 6/4 | 2 |
| M22 | ... 500 c.c. O.H.V. Sports ... | 76/024 | 51A | 64/078 | 150 | 150 | 6/4 | 3 |
| M23 | ... 500 c.c. O.H.V. "Empire Star" | 89/014 | 58A | 64/078 | 200 | 180 | 29/4 | 2 |
| M24 | ... 500 c.c. O.H.V. "Gold Star"... | 10TT36 | 1 $\frac{5}{32}$ Bore | 14/064 | 370 | — | 5 | 4 |
| Y13 | ... 750 c.c. O.H.V. Vee Twin ... | 76/001 | 39A | 64/078 | 140 | 120 | 6/3 | 3 |
| G14 | ... 1000 c.c. S.V. Vee Twin ... | 76/001 | 39A | 64/078 | 160 | 150 | 6/3 | 1 |

EQUIPMENT.

| DESCRIPTION. | B20. B23. | B21. | B22. | B24. | B25. | B26. | M19. | M20. M21. | M22. | M23. M24. | Y13. | G14. |
|---|--------------|---------|---------|---------|---------|---------|---------|--------------|---------|--------------|---------|---------|
| J. LUCAS LTD., GREAT KING STREET, BIRMINGHAM. | | | | | | | | | | | | |
| Magdyno Unit | 463830 | 463830 | 463830 | 463830 | 463830 | 463830 | 463830 | 463830 | 463830 | 463830 | 464770 | 463432 |
| Voltage Regulator .. | 390409 | 390409 | 390409 | 390409 | 390409 | 390409 | 390409 | 390409 | 390409 | 390409 | 390409 | 390409 |
| Magdyno Headlamp .. | 515669 | 515669 | 515902 | 515902 | 515902 | 515669 | 515532 | 515532 | 515532 | 515532 | 515532 | 515532 |
| Do. (M24 only) | — | — | — | — | — | — | — | — | — | 515902 | — | — |
| Magdyno Tail Lamp .. | 526010 | 526010 | 526082 | 526082 | 526082 | 526010 | 526082 | 526082 | 526082 | 526082 | 526082 | 526082 |
| Do. (G.P.O.) | 526082 | — | — | — | — | — | — | — | — | — | — | — |
| Tank Panel complete with cables. | — | — | — | — | — | — | 030006 | 030006 | 030006 | — | 308176 | 308189 |
| Do. (Empire Star green) (M23 only). | — | — | — | — | — | — | — | — | — | 030007 | — | — |
| Magdyno Battery (charged) | 2384736 | 2384736 | 2384736 | 2384736 | 2384736 | 2384736 | 2384736 | 2384736 | 2384736 | 2384736 | 2384736 | 2384736 |
| Electric Horn | 700771 | 700771 | 700771 | 700771 | 700771 | 700771 | 700771 | 700771 | 700771 | 700771 | 701045 | 701045 |
| H. TERRY & SONS LTD., REDDITCH. | | | | | | | | | | | | |
| Saddle | S712 | S712 | S706 | S706 | S706 | S712 | S707 | S707 | S707 | S707 | S656 | S656 |
| Saddle (export only) .. | — | — | — | — | — | — | — | — | — | — | S721 | S721 |
| K.L.G. SPARKING PLUGS LTD., PUTNEY VALE, LONDON, S.W.15. | | | | | | | | | | | | |
| Sparking Plug | L777 | L777 | 831 | 831 | 831 | L777 | 831 | L777 | 831 | 831 | S1 | S1 |
| AMAL LTD., HOLFORD WORKS, PERRY BARR, BIRMINGHAM. | | | | | | | | | | | | |
| Carburetter | — | 74/165 | 75/145 | 6/187 | 6/187 | 6/187 | 76/014 | — | 89/014 | — | 76/001 | 76/001 |
| Do. (B20, M20, M23 only) | 74/165S | — | — | — | — | — | — | 76/112 | — | 89/014 | — | — |
| Do. (B23, M21, M24 only) | 74/165 | — | — | — | — | — | — | 76/130 | — | 10.T.T.36 | — | — |
| Carburetter .. (when | — | 204/143 | 275/154 | 276/187 | 276/187 | 276/187 | 276/104 | — | 276/024 | — | 276/001 | 276/001 |
| Do. (B20, M20, Burgess | 274/165S | — | — | — | — | — | — | 276/014 | — | 289/014 | — | — |
| M23 only). Air | — | — | — | — | — | — | — | — | — | — | — | — |
| Do. (B23, M21, Cleaner | 275/145 | — | — | — | — | — | — | 276/024 | — | 10.T.T.36 | — | — |
| M24 only). is fitted) | — | — | — | — | — | — | — | — | — | — | — | — |

Quote type numbers when ordering Replacement Components for any of the above mentioned Accessories.

Reference should also be made to the Spare Parts Catalogues issued by the individual manufacturers.

SPECIAL COMPONENTS FOR M.20 MOTOR CYCLES AND No. 20 SIDECAR CHASSIS—AS SUPPLIED TO THE AUTOMOBILE ASSOCIATION.

| Part No. | DESCRIPTION. | Number per set. |
|---------------------|---|--------------------|
| MOTOR CYCLE. | | |
| 66-8167 | .. Petrol Tank, with fixed fittings only (non-panel type, foot change) | 1 |
| 66-8062 | .. Petrol Pipe, complete with nuts | 1 |
| 61-1896 | .. Valve Removal Tool | 1 |
| | Head Lamp (Lucas D142F) .. . | 1 |
| 31-234 | .. Tell-tale (oil) | 1 |
| 31-235 | .. Tell-tale Clip | 1 |
| 66-1910/1 | .. Tell-tale Clip Stud | 1 |
| 65-2153/1 | .. Tell-tale Clip Stud Nut (inside) .. | 1 |
| K197 | .. Tell-tale Clip Stud Spring Washer | 1 |
| M263/1 | .. Tell-tale Clip Stud Nut (outside) | 1 |
| 66-8247/1 | .. Tell-tale Pipe | 1 |
| M841 | .. Tell-tale Pipe Union Washer .. . | 1 |
| 15-8993/6 | .. Speedometer Bracket Bolt | 2 |
| F21/6 | .. Speedometer Bracket Bolt Washer | 2 |
| 15-7563/6 | .. Speedometer Bracket Bolt Distance Piece | 2 |
| 29-9222 | .. Licence Holder | 1 |

No. 20 SIDECAR CHASSIS (similar to G.P.O. No. 20 Chassis except for the following Components).

FRONT STAY.

| | | |
|----------|------------------------------------|---|
| 3-1373 | .. Front Connecting Lug | 1 |
| 3-1372/6 | .. Front Connecting Lug Bolt | 1 |

REAR SPRING.

| | | |
|--------|---|---|
| 3-1631 | .. Rear Spring, complete with Silent- bloc | 1 |
| 3-1084 | .. Rear Spring Stirrup Bolt | 2 |
| 3-1642 | .. Rear Spring Clamp Plate (body) .. | 1 |

| Part No. | DESCRIPTION. | Number per set. |
|-----------------------------|--|--------------------|
| FRONT SPRING (TWIN). | | |
| 3-1378 | .. Front Spring | 2 |
| 3-1369 | .. Front Spring Bearer Bar | 1 |
| C2-238 | .. Front Spring Cup | 4 |
| EA82/1 | .. Front Spring Connecting Bolt Nut | 2 |
| 3-1364 | .. Front Spring Bolt Retaining Ring | 2 |
| N585 | .. Front Spring Connecting Bolt Spring Washer | 2 |
| EA82/1 | .. Front Spring Connecting Bolt Nut | 2 |
| 30-650/6 | .. Front Spring Connecting Bolt Washer (body) | 2 |

WHEEL AND HUB.

| | | |
|---------|---|---|
| 3-1105 | .. Hub Spindle | 1 |
| 27-8039 | .. Hub Spindle Packing Washer .. . | 2 |
| 3-1116 | .. Hub Spindle Castle Nut | 1 |
| 3-1106 | .. Hub Spindle Nut | 2 |
| 3-1108 | .. Hub Cap | 1 |
| 3-1109 | .. Hub Spindle Oil Retaining Nut Felt Washer | 1 |
| 3-1107 | .. Hub Spindle Oil Retaining Nut .. | 1 |
| 3-1424 | .. Oil Retaining Fibre Washer .. . | 1 |
| 3-1425 | .. Oil Retaining Washer Cup | 1 |

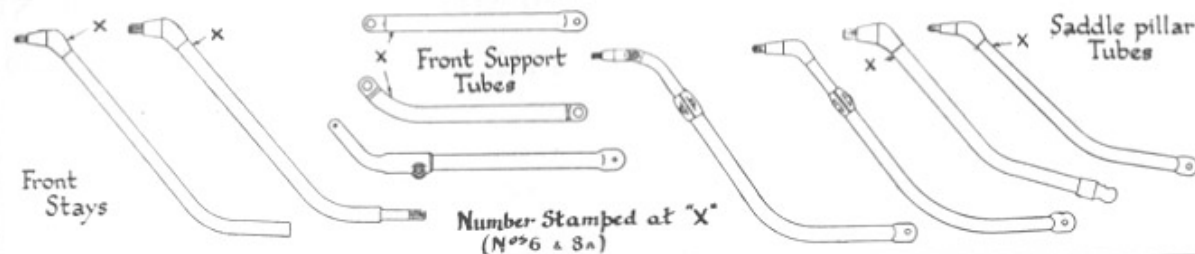
MUDGUARD.

| | | |
|--------|------------------------------------|---|
| 3-1099 | .. Mudguard complete | 1 |
| 3-9152 | .. Mudguard Stays, complete | 1 |
| 3-1103 | .. Mudguard Stay Tube Lug (inner) | 1 |
| 3-9344 | .. Mudguard Stay Support Tube .. . | 1 |
| N555/6 | .. Mudguard Stay Lug Bolt | 2 |
| N566 | .. Mudguard Stay Lug Bolt Washer | 2 |
| EA80/6 | .. Mudguard Stay Lug Bolt Nut .. . | 2 |

| Part No. | DESCRIPTION. | Number per set. |
|----------|---|--------------------|
| 3-9355 | .. Mudguard Upright Stay (outer), complete | 1 |
| 3-1117 | .. Mudguard Strengthening Plate (top) | 1 |
| 3-1118 | .. Mudguard Strengthening Plate (front) | 1 |
| 3-1119 | .. Mudguard Strengthening Plate (rear) | 1 |
| 3-1120 | .. Mudguard Upright Stay Screw .. . | 2 |
| N574 | .. Mudguard Upright Stay Screw Spring Washer | 2 |
| N607 | .. Mudguard Upright Stay Screw Washer | 2 |
| EB113/6 | .. Mudguard Upright Stay Screw Nut | 2 |
| M413/6 | .. Mudguard Upright Stay Bolt .. . | 1 |
| 30-650/6 | .. Mudguard Upright Stay Bolt Washer | 1 |
| N566 | .. Mudguard Upright Stay Bolt Spring Washer | 1 |
| EA80/6 | .. Mudguard Upright Stay Bolt Nut | 1 |
| 3-1115 | .. Support Tube Bolt | 1 |
| EB171/6 | .. Support Tube Bolt Distance Nut | 1 |
| 27-6974 | .. Support Tube Bolt Nut | 1 |
| 3-1120 | .. Front and Rear Stay Bolt | 4 |
| N574 | .. Front and Rear Stay Bolt Spring Washer | 4 |
| N607 | .. Front and Rear Stay Bolt Washer | 4 |
| EB113/6 | .. Front and Rear Stay Bolt Nut .. . | 4 |
| M413/6 | .. Mudguard Rear Stay Bolt Nut .. . | 1 |
| 30-650/6 | .. Mudguard Rear Stay Bolt Washer | 1 |
| N566 | .. Mudguard Rear Stay Bolt Spring Washer | 1 |
| EA80/6 | .. Mudguard Rear Stay Bolt Nut .. . | 1 |

FRONT STAYS, 1938 FRONT SUPPORT TUBES, and SADDLE PILLAR TUBES.

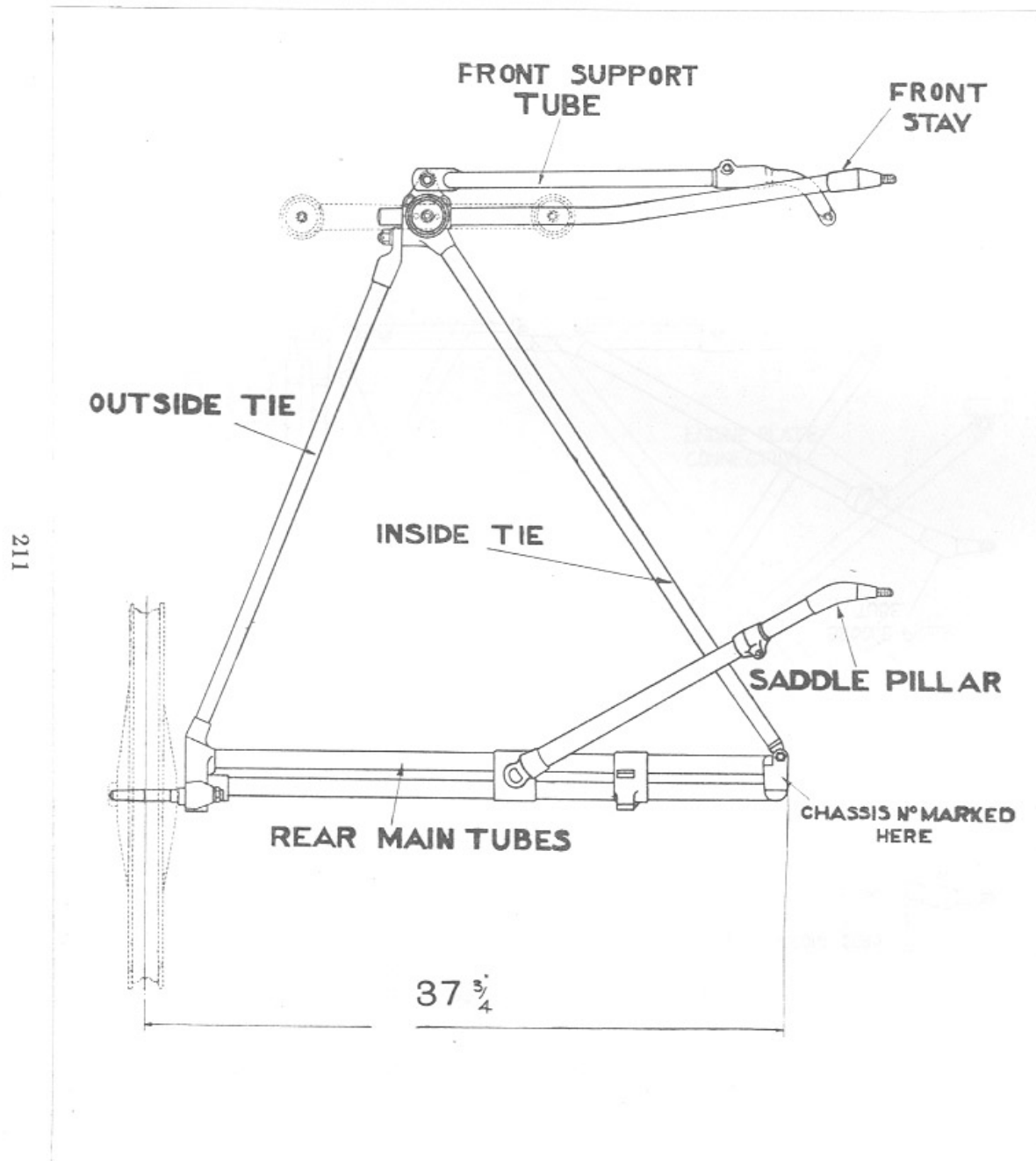
(See Footnote.)



| Chassis .. | No. 6b. | | | No. 6c. | | | No. 8a. | | | No. 20. | | | No. 21. | | |
|---------------------------------------|---|--------------|---------------|---|--------------|---------------|--------------------------------|--------------|---------------|---------------------------------|--------------|---------------|---|--------------|---------------|
| Bodies fitted | No. 6. No. 31. Box Carrier. No. 32. Small Milk Carrier. No. 50. Engineering Carrier G.P.O. | | | No. 6. No. 31. Box Carrier. No. 32. Small Milk Carrier. | | | No. 33. Large Milk Carrier. | | | No. 37. G.P.O. Mail Carrier. | | | No. 20. No. 42. No. 44. No. 30. Light Box Carrier. No. 41 (Models 500c.c. SV upwards) | | |
| MODELS | Front Stay | Support Tube | Saddle Pillar | Front Stay | Support Tube | Saddle Pillar | Front Stay | Support Tube | Saddle Pillar | Front Stay | Support Tube | Saddle Pillar | Front Stay | Support Tube | Saddle Pillar |
| 350 c.c. O.H.V. DE LUXE M19 | — | — | — | — | — | — | — | — | — | — | — | — | 3-1605 | 3-1607 | 3-1600 |
| 500 c.c. S.V. TOURER M20 | — | — | — | — | — | — | — | — | — | 3-1605 | 3-1607 | 3-1600 | 3-1605 | 3-1607 | 3-1600 |
| 600 c.c. S.V. TOURER M21 | 3-9274 | 3-9350 | 3-9351 | — | — | — | — | — | — | — | — | — | 3-1605 | 3-1607 | 3-1600 |
| 500 c.c. O.H.V. SPORTS M22 | — | — | — | — | — | — | — | — | — | — | — | — | 3-1605 | 3-1607 | 3-1600 |
| 500 c.c. O.H.V. EMPIRE STAR M23 | — | — | — | — | — | — | — | — | — | — | — | — | 3-1605 | 3-1607 | 3-1600 |
| 750 c.c. O.H.V. VEE TWIN Y13 | 3-1494 | 3-9275 | 3-9258 | 3-1494 | 3-9275 | 3-9258 | — | — | — | — | — | — | 3-1496 | 3-9260 | 3-9291 |
| 1000 c.c. VEE-TWIN G14 | 3-1494 | 3-9275 | 3-9258 | 3-1494 | 3-9275 | 3-9258 | 3-9312 | 3-9311 | 3-9313 | — | — | — | 3-1496 | 3-9260 | 3-9291 |

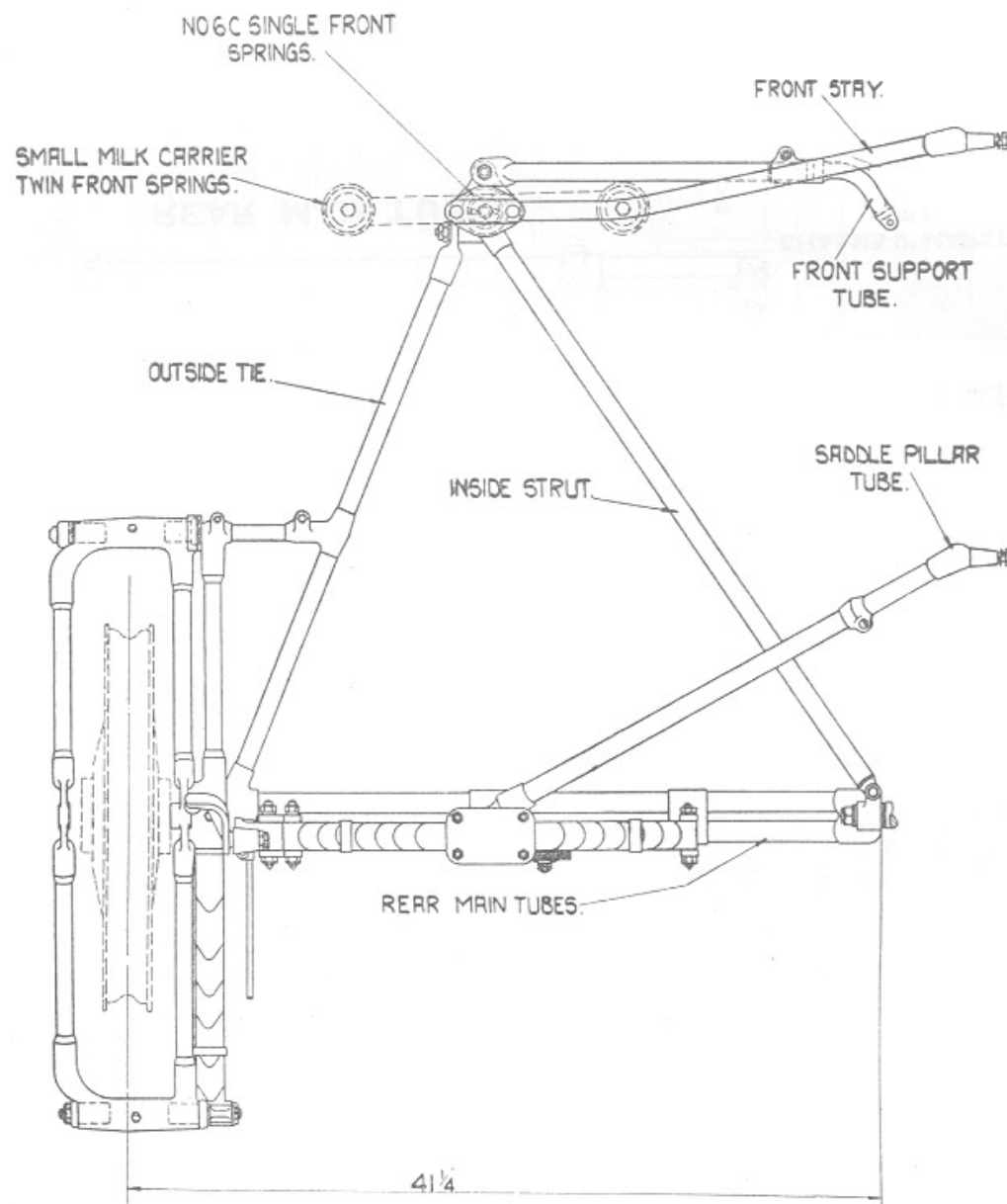
NOTE.—Nos. 6b, 6c, 20, and 21 SIDECAR CHASSIS.—Where the connections on these Chassis are of the adjustable type, the numbers in the above chart refer to the Stays complete, and if only portions of the Stays are required, details of these will be found on pages 216 to 218. When ordering Front Stays, Support Tubes, or Saddle Tubes, state name and number of required part as on above chart.

No. 6b B.S.A. SIDECAR CHASSIS.



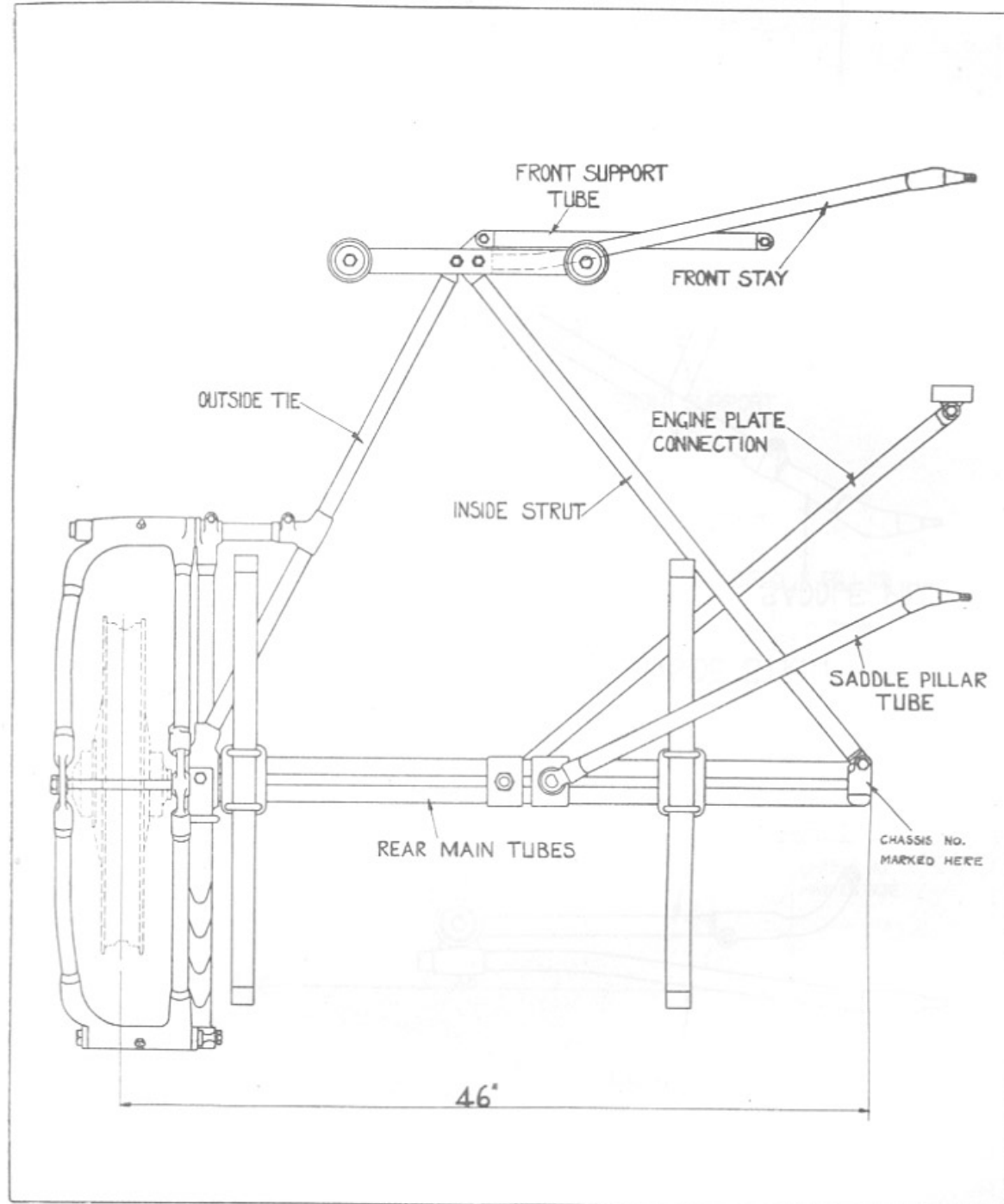
No. 6c B.S.A. SIDECAR CHASSIS.

(SPRUNG WHEEL.)



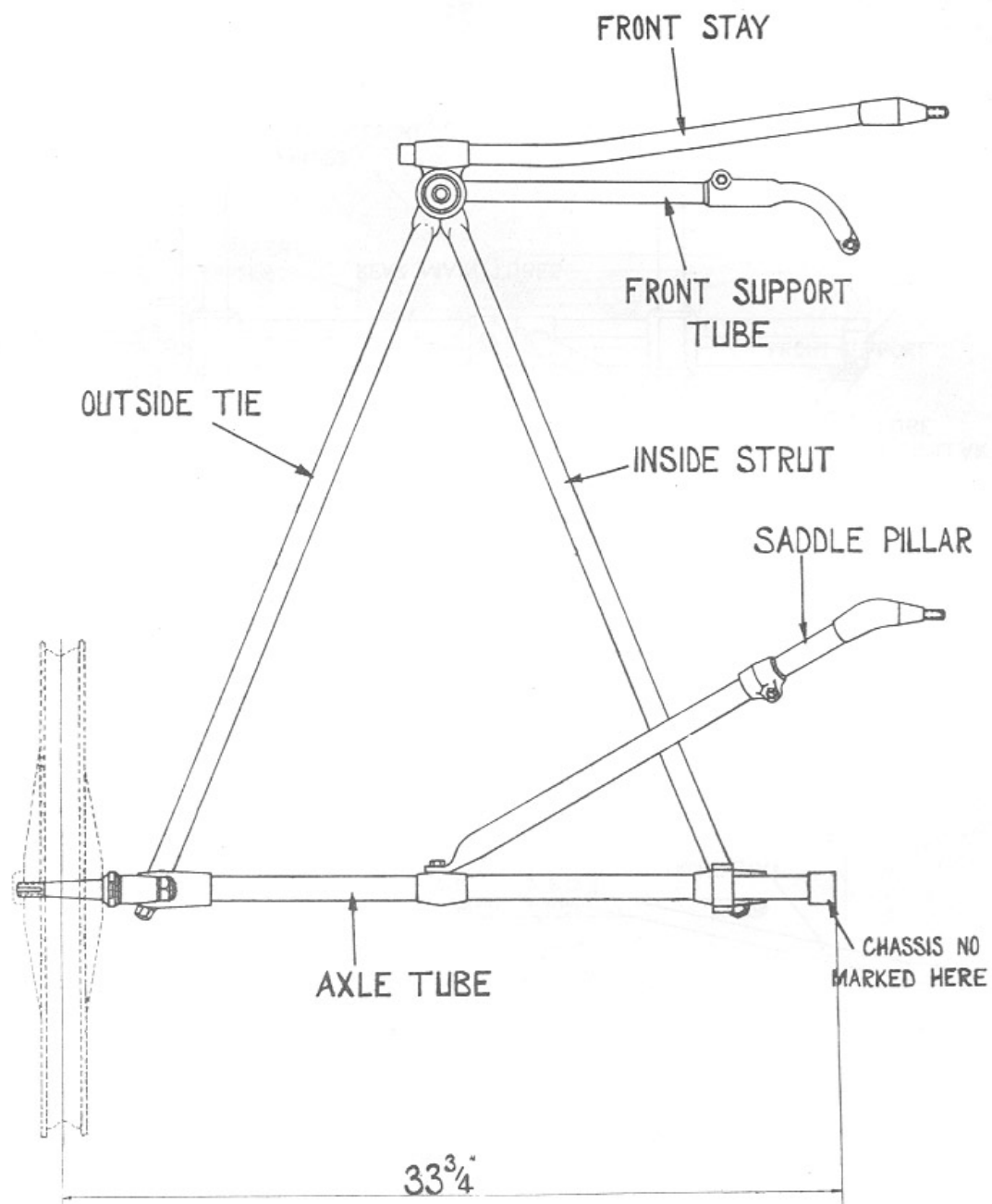
No. 8a Large Milk Carrier
B.S.A. 'SIDECAR CHASSIS.
(SPRUNG WHEEL.)

213



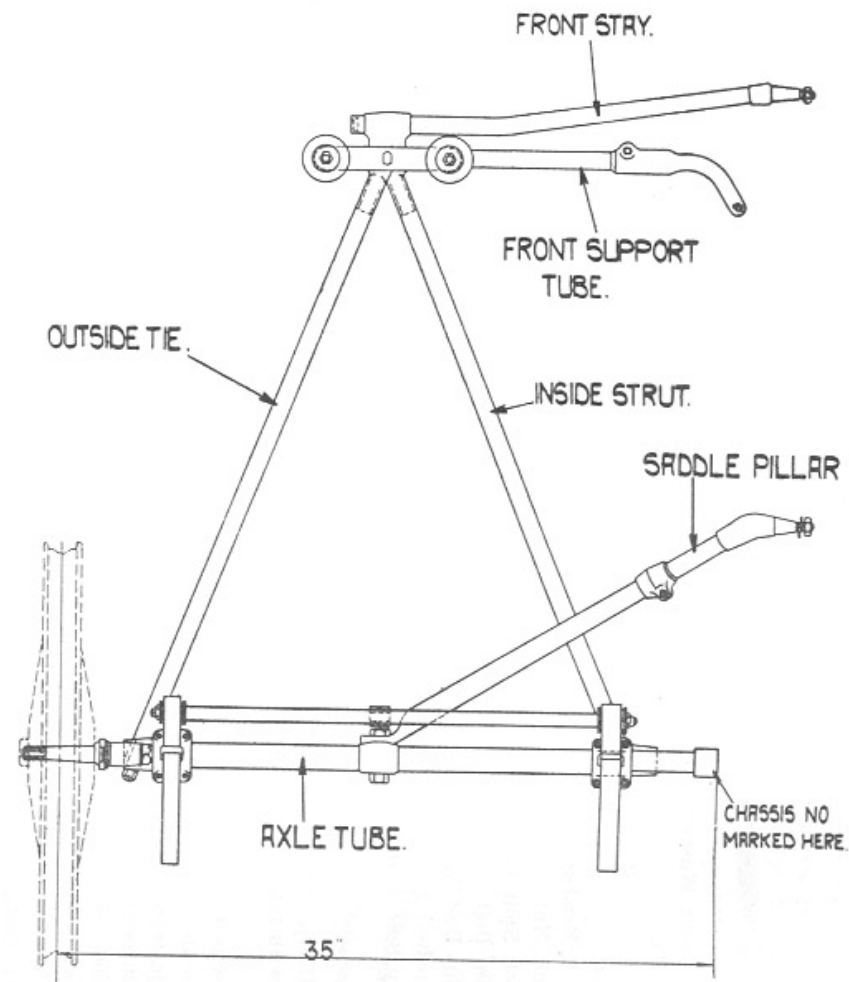
No. 20 B.S.A. SIDECAR CHASSIS.

214



No. 21 B.S.A. SIDECAR CHASSIS.

215



NOTE.— Figures in brackets denote number per set, e.g., (2), 2 per set.

SIDECAR CHASSIS PARTS.

When no figures in brackets are shown one part constitutes a set.

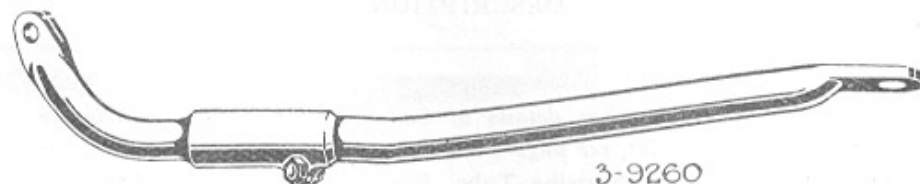
| DESCRIPTION. | No. 6B. | No. 6C. | No. 8A. | No. 20. | No. 21. |
|---|-------------|-------------|------------|----------|----------|
| FRONT STAY. (For details of Front Stays suitable for various motor cycles see page 210). | | | | | |
| Front Stay Cone Nut | N177/6 | N177/6 | N177/6 | N177/6 | N177/6 |
| Front Stay Cone Nut Spring Washer | N176 | N176 | N176 | N176 | N176 |
| Front Stay Spindle Nut (bottom) | — | — | 3-901/1 | — | — |
| Front Stay Spindle Adjustment Washer (bottom) | — | — | C2-83/6(4) | — | — |
| Front Stay Spindle Split Pin | — | — | K74A | — | — |
| Front Connecting Lug | — | — | — | 3-1028 | 3-1373 |
| Front Connecting Lug Bolt | — | — | — | 3-1231/6 | 3-1372/6 |
| Front Connecting Lug Bolt Washer | — | — | — | 30-729/6 | 30-729/6 |
| Front Connecting Lug Bolt Nut | — | — | — | 3-953/1 | 3-953/1 |
| Front Connecting Lug Bolt Split Pin | — | — | — | 35-713 | C2-191 |
| Front Connecting Lug Clip Bolt | 3-1487/6(2) | 3-1487/6(2) | — | 3-1048/6 | 3-1048/6 |
| Front Connecting Lug Clip Bolt Spring Washer | — | — | — | N572 | N572 |
| Front Connecting Lug Clip Bolt Nut | K74/6(2) | K74/6(2) | — | — | — |
| Front Connecting Lug Clip Bolt Split Pin | 35-707(2) | 35-707(2) | — | — | — |
| FRONT SUPPORT TUBE. (For details of Front Support Tubes suitable for various motor cycles see page 210). | | | | | |
| Front Support, complete with tube, socket connection, and clip bolt and nut (adjustable). | 3-9275 | 3-9275 | — | 3-1607 | 3-9260 |
| Front Support, complete with tube, socket connection, and clip bolt and nut (adjustable) (M Group). | 3-9350 | — | — | — | 3-1607 |
| Front Support Tube (adjustable type) | 3-9276 | 3-9276 | — | 3-1608 | 3-1276 |
| Front Support Tube (adjustable type) (M Group) | 3-1611 | — | — | — | 3-1608 |
| Front Support Tube Socket Connection (adjustable type) | 3-1259 | 3-1259 | — | 3-1259 | 3-1259 |
| Front Support Tube Socket Connection Clip Bolt | 3-1271/6 | 3-1271/6 | — | 3-1271/6 | 3-1271/6 |
| Front Support Tube Socket Connection Clip Bolt Nut | M202/1 | M202/1 | — | M202/1 | M202/1 |
| Front Support Connecting Bolt (motor cycle end) | C2-109/6 | C2-109/6 | C2-109/6 | C2-109/6 | C2-109/6 |
| Front Support Connecting Bolt Nut (motor cycle end) | EA82/1 | EA82/1 | EA82/1 | EA82/1 | EA82/1 |
| Front Support Bolt (sidecar end) | 3-1291/6 | 3-1291/6 | C2-109/6 | — | — |
| Front Support Bolt Nut (sidecar end) | M202/1 | M202/1 | EA82/1 | — | — |
| Front Support Bolt (sidecar end) | 3-1488/6 | 3-1488/6 | — | — | — |
| Front Support Bolt Nut (sidecar end) | K74/1 | K74/1 | — | — | — |
| Front Support Bolt Split Pin (sidecar end) | 35-707 | 35-707 | — | — | — |
| Front Support Bolt Spring Washer (sidecar end) | N572 | N572 | N572 | — | — |

SEE FURTHER PARTICULARS FOR ORDERING SPARE PARTS ON PAGE 236.

SIDECAR CHASSIS PARTS.



3-1276
3-9276
3-1608
3-1611



3-9260
3-9275
3-9350
3-1607



N177
M202
EA 82



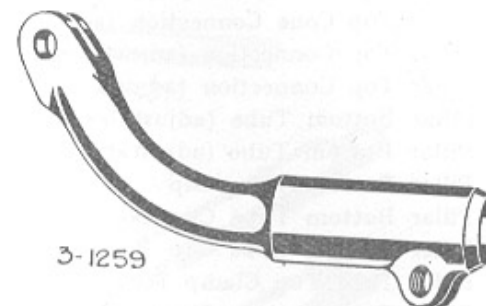
N176
N572



3-1373



3-1028



3-1259



3-1372



3-1487



3-1291
3-1048
3-1271
3-1488
C2-109



C2-83



3-1231



C2-191
K74A
35-707
35-713



3-901
3-953
K.74.



30-729

NOTE.—Figures in brackets denote number per set, e.g., (2), 2 per set.


Sidecar Chassis Parts—continued.

When no figures in brackets are shown one part constitutes a set.

| DESCRIPTION. | No. 6a. | No. 6c. | No. 8a | No. 20. | No. 21. |
|---|----------|-----------------|----------|-------------|-------------|
| SADDLE PILLAR. (For details of Saddle Pillar Tubes suitable for various motor cycles, see page 210.) | | | | | |
| Saddle Pillar Tube, comprising Tube, Bottom Lug and Top Lug .. | | (See page 210.) | | | |
| Saddle Pillar Tube, comprising Tube, Liner and Lug | | (See page 210.) | | | |
| Saddle Pillar Tube complete (adjustable type) | 3-9258 | 3-9258 | — | 3-1600 | — |
| Saddle Pillar Tube (adjustable type), complete with tube, top connection clip bolt and nut. | — | — | — | — | 3-9291 |
| Saddle Pillar Tube, complete (adjustable type) (M Group) .. | 3-9351 | — | — | — | 3-1600 |
| Saddle Pillar Top Cone Connection (adjustable type) | 3-1281 | 3-1281 | — | — | — |
| Saddle Pillar Top Connection (adjustable type) (M Group) .. | 3-1601 | — | — | 3-1601 | — |
| Saddle Pillar Top Connection (adjustable type) | — | — | — | — | 3-1395 |
| Saddle Pillar Bottom Tube (adjustable type), with clip .. | 3-9279 | 3-9279 | — | 3-1603 | 3-1286 |
| Saddle Pillar Bottom Tube (adjustable type), with clip (M Group) .. | 3-1613 | — | — | — | 3-1603 |
| Saddle Pillar Bottom Tube Clip | 3-1258 | 3-1258 | — | 3-1258 | 3-1258 |
| Saddle Pillar Bottom Tube Clip Bolt | 3-1271/6 | 3-1271/6 | — | 3-1271/6 | 3-1271/6 |
| Saddle Pillar Bottom Tube Clip Bolt Nut | M202/1 | M202/1 | — | M202/1 | M202/1 |
| Saddle Pillar Tube Top Clamp Plate | 3-1221 | 3-1221 | 3-1221 | — | — |
| Saddle Pillar Tube Bottom Clamp Plate | C2-61 | C2-61 | C2-61 | — | — |
| Saddle Pillar Tube Clamp Plate Bolt | 3-1012/1 | 3-1012/1 | 3-1012/1 | — | — |
| Saddle Pillar Tube Clamp Plate Spherical Washer | C2-72/1 | C2-72/1 | C2-72/1 | — | — |
| Saddle Pillar Tube Clamp Plate Spring Washer | N584 | N584 | N584 | — | — |
| Saddle Pillar Tube Clamp Plate Bolt Nut | 3-1135/1 | 3-1135/1 | 3-1135/1 | — | — |
| Saddle Pillar Tube Bottom Lug | — | — | — | 3-1252 | 3-1252 |
| Saddle Pillar Tube Bottom Lug Bolt | — | — | — | 3-1289/6 | 3-1289/6 |
| Saddle Pillar Tube Bottom Lug Spherical Washer | — | — | — | 3-1290/6(2) | 3-1290/6(2) |
| Saddle Pillar Tube Bottom Lug Spring Washer | — | — | — | N572 | N572 |
| Saddle Pillar Tube Bottom Lug Nut | — | — | — | M202/1 | M202/1 |
| Saddle Pillar Connecting Bolt | 3-1393 | — | — | 3-1393 | 3-1393 |
| Saddle Pillar Connecting Bolt Nut | 3-1135/1 | — | — | 3-1135/1 | 3-1135/1 |
| Saddle Pillar Tube Top Cone Nut | 3-1135/1 | 3-1135/1 | 3-1135/1 | 3-1135/1 | 3-1135/1 |
| Saddle Pillar Tube Top Cone Spring Washer | N584 | N584 | N584 | N584 | N584 |
| Saddle Pillar Tube Lug Bolt | C2-109/6 | — | — | C2-109/6 | C2-109/6 |
| Saddle Pillar Tube Lug Bolt Nut | EA82/1 | — | — | EA82/1 | EA82/1 |

SEE FURTHER PARTICULARS FOR ORDERING SPARE PARTS ON PAGE 236.

SIDECAR CHASSIS PARTS.



NOTE.—Figures in brackets denote number per set, e.g., (2), 2 per set

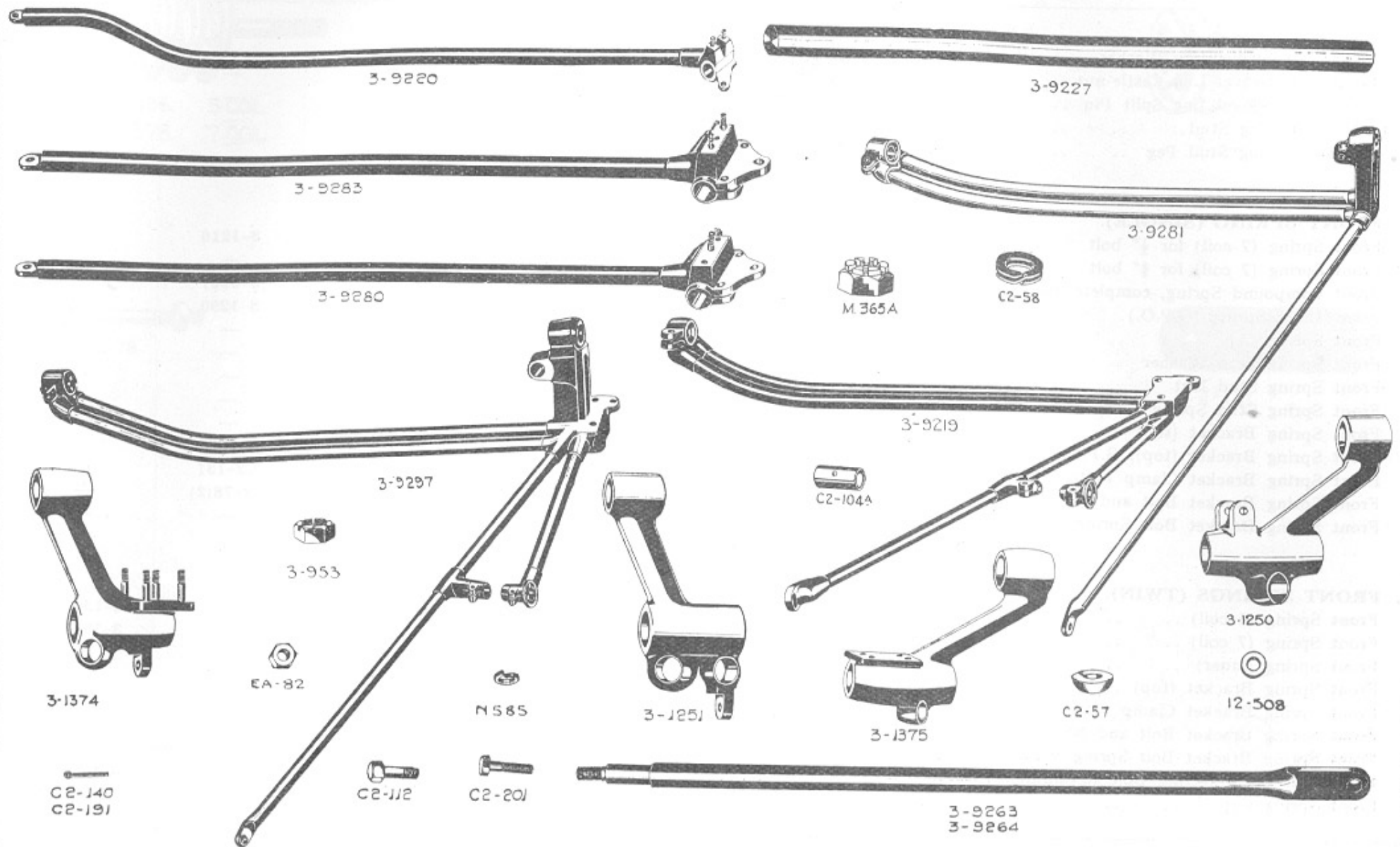
Sidecar Chassis Parts—continued.

When no figures in brackets are shown one part constitutes a set.

| DESCRIPTION. | No. 6B. | No. 6C. | No. 8A. | No. 20. | No. 21. |
|--|----------|-------------|-------------|----------|----------|
| MAIN FRAME. | | | | | |
| Main Frame, comprising Tubes, Main Rear Connection, Wheel Bracket with bush, and Outside Tie Swivel Lug. | 3-9281 | — | — | — | — |
| Main Frame, comprising Tubes, Main Rear Connection, Outside Tie Swivel Lug, Anchor Lug, Anchor "T" Lug, Shackle and Wheel Spring Brackets. | — | 3-9297 | 3-9219 | — | — |
| Axle Tube, complete | — | — | — | 3-9227 | 3-9227 |
| Main Rear Connection Bracket | — | — | — | 3-1637 | 3-1375 |
| Main Rear Connection Spherical Washer | C2-57/6 | C2-57/6 | C2-57/6 | C2-57/6 | C2-57/6 |
| Main Rear Connection Double Spring Washer | C2-58 | C2-58 | C2-58 | C2-58 | C2-58 |
| Main Rear Connection Nut | M365A/6 | M365A/6 | M365A/6 | M365A/6 | M365A/6 |
| Main Rear Connection Split Pin | C2-140 | C2-140 | C2-140 | C2-140 | C2-140 |
| Main Rear Connection Grease Nipple | 28-2080 | 28-2080 | 28-2080 | 28-2080 | 28-2080 |
| Wheel Bracket | — | — | — | 3-1251 | 3-1374 |
| Wheel Bracket Bush | C2-104A | C2-104A | — | C2-104A | — |
| Anchor Lug and Anchor "T" Lug Bolt | — | C2-201/6(2) | C2-201/6(2) | — | — |
| Anchor Lug and Anchor "T" Lug Bolt Nut | — | EA82/1 | EA82/1 | — | — |
| INSIDE STRUT. | | | | | |
| Inside Strut, comprising Tube, Rear Lug, Front Connecting Lug, Spring Stud and Pin (for single front spring). | 3-9280 | 3-9280 | — | — | — |
| Inside Strut, comprising Tube, Rear Lug, Front Connecting Lug, Spring Bearer Bar, Studs and Pins (for twin front springs). | 3-9283 | 3-9283 | 3-9220 | — | — |
| Inside Strut, comprising Tube, Liner and Tube End Spindle | — | — | — | 3-9263 | 3-9263 |
| Inside Strut Rear Lug Bolt | C2-112/6 | C2-112/6 | C2-112/6 | — | — |
| Inside Strut Rear Lug Bolt Spring Washer | N585 | N585 | N585 | — | — |
| Inside Strut End Spindle Washer | — | — | — | 12-508/6 | 12-508/6 |
| Inside Strut End Spindle Castle-nut | — | — | — | 3-953/1 | 3-953/1 |
| Inside Strut End Spindle Split Pin | — | — | — | C2-191 | C2-191 |
| OUTSIDE TIE TUBE. | | | | | |
| Outside Tie, comprising Tube Liner, and Tube End Spindle | — | — | — | 3-9264 | 3-9264 |
| Outside Tie End Spindle Washer | — | — | — | 12-508/6 | 12-508/6 |
| Outside Tie End Spindle Castle-nut | — | — | — | 3-953/1 | 3-953/1 |
| Outside Tie End Spindle Split Pin | — | — | — | C2-191 | C2-191 |

SEE FURTHER PARTICULARS FOR ORDERING SPARE PARTS ON PAGE 236.

SIDECAR CHASSIS PARTS.



NOTE.—Figures in brackets denote number per set, e.g., (2), 2 per set.

Sidecar Chassis Parts—continued.

When no figures in brackets are shown one part constitutes a set.

| DESCRIPTION. | No. 6B. | No. 6C. | No. 8A. | No. 20. | No. 21. |
|---|-----------|-----------|-----------|----------|-----------|
| Outside Tie Swivel Lug Washer | 24-5914/6 | 24-5914/6 | — | — | — |
| Outside Tie Swivel Lug Castle-nut | 3-953/1 | 3-953/1 | — | — | — |
| Outside Tie Swivel Lug Split Pin | S100 | S100 | — | — | — |
| Outside Tie Lug Stud | 3-1304/1 | 3-1304/1 | — | — | — |
| Outside Tie Lug Stud Peg | C2-102 | C2-102 | — | — | — |
| FRONT SPRING (SINGLE). | | | | | |
| Front Spring (7 coil) for $\frac{1}{2}$ " bolt | — | — | — | 3-1216 | — |
| Front Spring (7 coil) for $\frac{3}{8}$ " bolt | C2-260 | C2-260 | — | — | — |
| Front Compound Spring, complete assembly (G.P.O.) | — | — | — | 3-9207 | — |
| Front Inner Spring (G.P.O.) | — | — | — | 3-1230 | — |
| Front Spring Cup | C2-238 | C2-238 | — | — | — |
| Front Spring Stud Washer | C2-91/6 | C2-91/6 | — | — | — |
| Front Spring Stud Nut | EA82/1 | EA82/1 | — | — | — |
| Front Spring Stud Spring Washer | N585 | N585 | — | — | — |
| Front Spring Bracket (top) | C2-86 | C2-86 | — | — | — |
| Front Spring Bracket (top), G.P.O. | — | — | — | 3-1021 | — |
| Front Spring Bracket Clamp Plate | C2-131 | C2-131 | — | C2-131 | — |
| Front Spring Bracket Bolt and Nut | C2-78(2) | C2-78(2) | — | C2-78(2) | — |
| Front Spring Bracket Bolt Spring Washer | N566(2) | N566(2) | — | — | — |
| FRONT SPRINGS (TWIN). | | | | | |
| Front Spring (5 coil) | — | — | — | — | 3-1396(2) |
| Front Spring (7 coil) | C2-260(2) | C2-260(2) | C2-260(2) | — | 3-1378(2) |
| Front Spring (inner) | — | — | 3-1080(2) | — | — |
| Front Spring Bracket (top) | C2-86(2) | C2-86(2) | 3-1021(2) | — | — |
| Front Spring Bracket Clamp Plate | C2-131(2) | C2-131(2) | C2-131(2) | — | — |
| Front Spring Bracket Bolt and Nut | C2-78(4) | C2-78(4) | C2-78(4) | — | — |
| Front Spring Bracket Bolt Spring Washer | N566(4) | N566(4) | N566(4) | — | — |
| Front Spring Connecting Bolt Retaining Ring | — | — | — | — | 3-1364(2) |
| Front Spring Cup | C2-238(2) | C2-238(2) | C2-238(2) | — | C2-238(4) |

SEE FURTHER PARTICULARS FOR ORDERING SPARE PARTS ON PAGE 236.

SIDECAR CHASSIS PARTS.



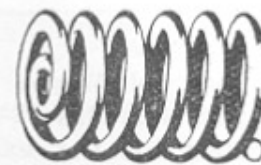
3-1396. 5 COIL
3-1378. 7 COIL



3-1230 9 COIL



C2-260 7 COIL




3-1216 7 COIL



C2-78



C2-86



3-1080



3-1021



C2-131



6-100



3-1364



24-5914
C2-91



EA.82



C2-102



3-953



3-1304



C2-238.



N585
N566

NOTE.—Figures in brackets denote number per set. e.g., (2), 2 per set

Sidecar Chassis Parts—continued.

When no figures in brackets are shown one part constitutes a set.

| DESCRIPTION. | No. 6B. | No. 6C. | No. 8A. | No. 20. | No. 21. |
|---|-------------|-------------|-------------|-----------|-----------|
| Front Spring Bolt | C2-249/6(2) | C2-249/6(2) | 3-1088/6(2) | — | — |
| Front Spring Bolt Washer | C2-91/6(2) | C2-91/6(2) | C2-91/6(2) | — | — |
| Front Spring Bolt Pad | C2-248(2) | C2-248(2) | C2-248(2) | — | — |
| Front Spring Bolt Nut | EA82/1(2) | EA82/1(2) | EA82/1(2) | — | EA82/1(2) |
| Front Spring Bracket Plate | — | — | 30-1024 | — | — |
| Front Spring Bearer Bar | 3-982 | 3-982 | 3-982 | — | 3-1369 |
| Front Spring Bearer Bar (when box carrier is fitted) | — | — | — | — | 3-1386 |
| Front Spring Bearer Bar (No. 6 body) | 3-1219 | 3-1219 | — | — | — |
| Front Spring Bearer Bar Nut | EA82/1(2) | EA82/1(2) | EA82/1(2) | — | EA82/1(2) |
| Front Spring Bearer Bar Spring Washer | N585(2) | N585(2) | N585(2) | — | N585(2) |
| REAR SPRING. | | | | | |
| Rear Spring, comprising Spring, Gaiters and Laces, Shackle Link, Bolts and Nuts, Spring Bolt and Grease Nipple (light type). | 3-9252 | 3-9252 | — | — | — |
| Rear Spring, comprising Spring, Bushes, Gaiters and Laces, Shackle Links, Bolts and Nuts, Spring Bolt and Grease Nipple (heavy type). | 3-9115 | 3-9115 | 3-9221(2) | — | — |
| Rear Spring, comprising Spring, Bushes, Gaiters and Laces (light type) | 3-9253 | 3-9253 | — | 3-9267 | — |
| Rear Spring, comprising Spring, Bushes, Gaiters and Laces (heavy type) | 3-9112 | 3-9112 | 3-9222(2) | — | — |
| Rear Spring, complete with bushes (light type) | 3-9254 | 3-9254 | — | 3-9268 | — |
| Rear Spring, complete with bushes (heavy type) | 3-9109 | 3-9109 | 3-9223(2) | — | — |
| Rear Spring, complete with silentbloc (G.P.O.) | — | — | — | 3-1626 | — |
| Rear Spring, complete with bushes (small milk carrier and G.P.O.) .. | 3-9230 | 3-9230 | — | — | — |
| Rear Spring Main Leaf, complete with bushes (small milk carrier, G.P.O.) | 3-1249 | 3-1249 | — | — | — |
| Rear Spring Main Leaf, complete with bushes (light type) | 3-9255 | 3-9255 | — | — | — |
| Rear Spring Main Leaf, complete with bushes (heavy type) | 3-9150 | 3-9150 | 3-9218(2) | — | — |
| Rear Spring Main Leaf, complete with silentbloc (G.P.O.) | — | — | — | 3-1629 | — |
| Rear Spring Gaiter and Laces | C2-105(2) | C2-105(2) | 3-888(4) | C2-105(2) | — |
| Rear Spring Bush | C2-104A(2) | C2-104A(2) | C2-104A(4) | — | — |
| Rear Spring Silentbloc (G.P.O.) | — | — | — | 3-1628(2) | — |
| Rear Spring Bracket (top half) | C2-60 | C2-60 | — | — | — |
| Rear Spring Bracket (bottom half) | C2-94 | C2-94 | — | — | — |
| Rear Spring Bracket Clamping Bolt | C2-77/6 | C2-77/6 | — | — | — |
| Rear Spring Bracket Clamping Bolt Spring Washer | N572 | N572 | — | — | — |
| Rear Spring Bolt | 3-947/6 | 3-947/6 | — | 3-1455/6 | — |

SEE FURTHER PARTICULARS FOR ORDERING SPARE PARTS ON PAGE 236.

SIDECAR CHASSIS PARTS.



3-1628



29/32"
3-947



3-9109 3-1626 3-1249 3-9223
3-9254 3-9230 3-9268



3-1369
3-1386



C2-60



3-1629 3-9150 3-9218 3-9255
3-1249



3-982 3-1219




C2-77



N.585



E.A.82



30-1024



C2-104A



N.572



C2-248



C2-91




C2-94



C2-249
3-1088



3-1455



C2-105 3-888

NOTE.—Figures in brackets denote number per set, e.g., (2), 2 per set.

Sidecar Chassis Parts—continued.

When no figures in brackets are shown one part constitutes a set.

| DESCRIPTION. | No. 6B. | No. 6C. | No. 8A. | No. 20. | No. 21. |
|---|--------------|--------------|--------------|--------------|--------------|
| Rear Spring Shackle Pin Castle-nut | 15-1166/1(3) | 15-1166/1(3) | 15-1166/1(6) | 15-1166/1(3) | — |
| Rear Spring Shackle Pin Nut Split Pin | N611(3) | N611(3) | N611(6) | N611(3) | — |
| Rear Spring Shackle Link (plain) | C2-96 | C2-229 | 3-1170(2) | 3-1253 | — |
| Rear Spring Shackle Link, complete with bolts | 3-1440 | 3-1441 | 3-1442(2) | 3-1453 | — |
| Rear Spring Shackle Link Grease Nipple | 28-2080(3) | 28-2080(3) | 28-2080(6) | 28-2080 | — |
| Rear Spring Distance Plate | 3-1246(3) | 3-1246(3) | — | 3-944 | — |
| Rear Spring Clamp Plate | 3-955 | 3-955 | — | 3-955 | — |
| Rear Spring Stirrup Bolt | 3-906(2) | 3-906(2) | — | 3-952(2) | — |
| Rear Spring Stirrup Bolt (tradesman's carrier) | 3-952(2) | 3-952(2) | — | — | — |
| Rear Spring Stirrup Bolt (small milk carrier) | C2-73(2) | C2-73(2) | — | — | — |
| Rear Spring Stirrup Bolt Spring Washer | N585(4) | N585(4) | — | N585(4) | — |
| Rear Spring Stirrup Bolt Nut | EA82/1(4) | EA82/1(4) | — | EA82/1(4) | — |
| Rear Spring Body Bracket (shackle end) | — | — | 3-1186(2) | — | — |
| Rear Spring Body Bracket Bush | — | — | C2-104A(2) | — | — |
| Rear Spring Body Bracket (fixed end) | — | — | 3-1185(2) | — | — |
| Rear Spring Body Bracket Clamp Plate | — | — | 3-1181(4) | — | — |
| Rear Spring Body Bracket Plate | — | — | 30-1025(2) | — | — |
| Rear Spring Bed Plate | — | — | 3-970(2) | — | — |
| Rear Spring Bed Clamp Plate | — | — | 3-971 | — | — |
| Rear Spring Bed Clamp Plate (wheel side) | — | — | 3-1188 | — | — |
| Rear Spring Bed Plate Stirrup Bolt | — | — | 3-952(4) | — | — |
| Rear Spring Bed Plate Stirrup Bolt Nut | — | — | EA82/1(8) | — | — |
| Rear Spring Bed Plate Stirrup Bolt Spring Washer | — | — | N585(8) | — | — |
| Rear Spring (complete with Silent-bloc) | — | — | — | — | 3-1384(2) |
| Rear Spring (complete with Silent-bloc) (required when No. 30 Box Carrier is fitted). | — | — | — | — | 3-1460(2) |
| Rear Spring Silent-bloc | — | — | — | — | 3-1360(2) |
| Rear Spring Plate | — | — | — | — | 3-1368(4) |
| Rear Spring Plate Stud | — | — | — | — | 3-1381/1(8) |
| Rear Spring Plate Stud (required when No. 30 Box Carrier is fitted) | — | — | — | — | 27-5768/1(8) |
| Rear Spring Plate Stud Spring Washer | — | — | — | — | 24-8784(8) |
| Rear Spring Plate Stud Nut | — | — | — | — | 24-5160/1(8) |
| Rear Spring Bearer Bar (Nos. 41, 42, and 44 bodies) | — | — | — | — | 3-1407 |
| Rear Spring Bearer Bar (Nos. 20 and 30 bodies) | — | — | — | — | 3-1388 |
| Rear Spring Bearer Bar Washer | — | — | — | — | 3-1365/6(2) |
| Rear Spring Bearer Bar Nut | — | — | — | — | M49/1(2) |

SEE FURTHER PARTICULARS FOR ORDERING SPARE PARTS ON PAGE 236.

SIDECAR CHASSIS PARTS.



C2-104 A



27-5768
3-1381



3-1365



3-1360



15-1166



EA 82
24-5160



24-8784



N 585



3-1181



28-2080




N 611



M 49



3-971



3-1368



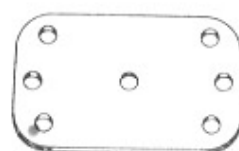
3-1170 1 1/2"
C2-96 2"
C2-229 2 3/4"



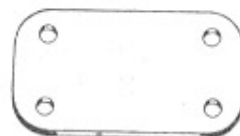
3-1185



3-1186



3-944
3-1246



3-955



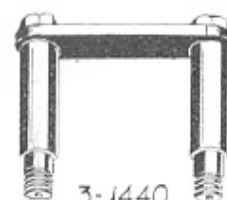
3-1253 2 7/8"



3-970



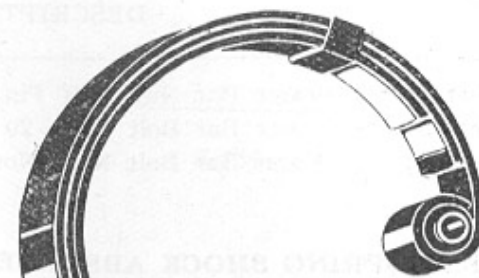
3-1188



3-1440
3-1441
3-1442
3-1453



3-906 3 13/16"
3-952 3 7/16"
C2-73 4 1/2"



3-1384
3-1460



3-1407



3-1388



30 1025

NOTE.—Figures in brackets denote number per set, e.g., (2), 2 per set.


Sidecar Chassis Parts—continued.

When no figures in brackets are shown one part constitutes a set

| DESCRIPTION. | No. 6B. | No. 6c. | No. 8A. | No. 20. | No. 21. |
|--|-----------|-----------|-----------|-----------|-------------|
| Rear Spring Bearer Bar Nut Split Pin | — | — | — | — | 35-708(2) |
| Rear Spring Bearer Bar Bolt (Nos. 20 and 30 bodies) | — | — | — | — | 3-1383/6(2) |
| Rear Spring Bearer Bar Bolt Nut (Nos. 20 and 30 bodies) | — | — | — | — | 28-118/1(2) |
| REAR SPRING SHOCK ABSORBER. | | | | | |
| Rear Spring Shock Absorber complete assembly | 3-9032 | 3-9032 | — | 3-9033 | 3-9293 |
| Saddle Pillar Tube Top Clamp Plate (complete with shock absorber stud) | 3-9270 | 3-9270 | — | — | — |
| Saddle Pillar Tube Bottom Lug Shock Absorber Bolt | — | — | — | 3-1348/1 | 3-1387/6 |
| Shock Absorber Bottom Link Bolt Locknut | EA60/1(2) | EA60/1(2) | — | EA60/1(2) | EA60/1(2) |
| Shock Absorber Bottom Link Bolt Double Spring Washer | 3-1346(2) | 3-1346(2) | — | 3-1346(2) | 3-1346(2) |
| Shock Absorber Bottom Link Bolt Grease Nipple | 28-2080 | 28-2080 | — | 28-2080 | 28-2080 |
| Shock Absorber Rear Spring Distance Plate (with lug) | 3-1335 | 3-1335 | — | 3-1335 | — |
| Shock Absorber Top Link Bolt | 3-1342/6 | 3-1342/6 | — | 3-1342/6 | 3-1342/6 |
| Shock Absorber Top Link Double Spring Washer | 3-1346 | 3-1346 | — | 3-1346 | 3-1346 |
| Shock Absorber Top Link Bush | 3-1341 | 3-1341 | — | 3-1341 | 3-1341 |
| Shock Absorber Top Link Single Spring Washer | M576B | M576B | — | M576B | M576B |
| Shock Absorber Top Link Bolt Grease Nipple | 28-2080 | 28-2080 | — | 28-2080 | 28-2080 |
| Shock Absorber Link, with bush (top) | 3-1338 | 3-1338 | — | 3-1338 | 3-1338 |
| Shock Absorber Link, with bush (bottom) | 3-1351 | 3-1351 | — | 3-1338 | 3-1338 |
| Shock Absorber Centre Bolt | 3-1345/1 | 3-1345/1 | — | 3-1345/1 | 3-1345/1 |
| Shock Absorber Pressure Washer | 3-1344 | 3-1344 | — | 3-1344 | 3-1344 |
| Shock Absorber Friction Washer | 3-1350 | 3-1350 | — | 3-1350 | 3-1350 |
| Shock Absorber Star Washer | 3-1349/1 | 3-1349/1 | — | 3-1349/1 | 3-1349/1 |
| Shock Absorber Centre Bolt Locknut | EA60/1(2) | EA60/1(2) | — | EA60/1(2) | EA60/1(2) |
| ENGINE PLATE CONNECTION. | | | | | |
| Engine Plate Connection Tube, complete | — | — | 3-8310 | — | — |
| Engine Plate Connection Clamp Bolt | — | — | C2-267/6 | — | — |
| Engine Plate Connection Bracket and Clamp Bolt Nut | — | — | N180/6(2) | — | — |
| Engine Plate Connection Bracket and Clamp Bolt Spring Washer .. | — | — | N572(2) | — | — |
| Engine Plate Connection Top Clamp Plate | — | — | C2-94 | — | — |
| Engine Plate Connection Bottom Clamp Plate | — | — | C2-61 | — | — |
| Engine Plate Connection Clamp Plate Spherical Washer | — | — | C2-72 | — | — |

SEE FURTHER PARTICULARS FOR ORDERING SPARE PARTS ON PAGE 236.

SIDECAR CHASSIS PARTS.



C2-94



3-1346



3-1349



3-1335



3-1351



EAG0
N180



3-1341



3-1345



3-1350



3-1338



C2-267
3-1383



28-118



3-1344



C2-61



3-9270



C2-72



3-1342



N572
M576B



3-1387



3-1348



35-708



28-2080



3-9310

NOTE.—Figures in brackets denote number per set, e.g., (2), 2 per set.


Sidecar Chassis Parts—continued.

When no figures in brackets are shown one part constitutes a set.


| DESCRIPTION. | No. 6B. | No. 6c. | No. 8A. | No. 20. | No. 21. |
|--|--------------|--------------|----------|-------------|---------|
| SIDECAR STAND. | | | | | |
| Sidecar Stand | 3-1026 | 3-1026 | 3-1026 | 3-1255 | 3-1379 |
| Sidecar Stand Axis Bolt | 3-1088/6 | 3-1088/6 | 3-1088/6 | EB144/6 | EB144/6 |
| Sidecar Stand Axis Bolt Spring Washer | — | — | — | EB150 | EB150 |
| Sidecar Stand Axis Bolt Nut | EA82/1 | EA82/1 | EA82/1 | EB201/1 | EB201/1 |
| Sidecar Stand Axis Bolt Split Pin | N611 | N611 | N611 | — | — |
| Sidecar Stand Clamping Bolt | C2-119/1 | C2-119/1 | C2-119/1 | — | — |
| Sidecar Stand Clamping Bolt Nut | L36/1 | C2-212/1 | 24-5160 | — | — |
| Sidecar Stand Clamping Bolt Spring Washer | N566 | N566 | N566 | — | — |
| ANTI-ROLL SPRING. | | | | | |
| Anti-roll Spring Bracket | 3-9161 | 3-9161 | — | 3-1389 | — |
| Anti-roll Spring Bracket Clip | C2-94 | C2-94 | — | 3-1390 | — |
| Anti-roll Spring Bracket Bolt | C2-77/6 | C2-77/6 | — | 3-1399/6(2) | — |
| Anti-roll Spring Bracket Bolt Spring Washer | N572 | N572 | — | EB150(2) | — |
| Anti-roll Spring, complete with bolts | — | — | — | 3-1333(2) | — |
| Anti-roll Spring (outer) | C2-87 | C2-87 | — | — | — |
| Anti-roll Spring (inner) | 3-1023 | 3-1023 | — | — | — |
| Anti-roll Spring Bottom Cup | C2-238 | C2-238 | — | — | — |
| Anti-roll Spring Bottom Bolt Head Washer | 27-5676/6(2) | 27-5676/6(2) | — | M625(2) | — |
| Anti-roll Spring Bottom Nut | EA82/1(2) | EA82/1(2) | — | EA80/1(2) | — |
| Anti-roll Spring Bottom Spring Washer | N585(2) | N585(2) | — | 24-8784(2) | — |
| Anti-roll Spring Top Bolt Spring Washer | — | — | — | 24-8784(2) | — |
| Anti-roll Spring Body Washer (inside) | — | — | — | N620(2) | — |
| Anti-roll Spring Body Washer (outside) | — | — | — | 3-1331(2) | — |
| Anti-roll Spring Top Bracket | 3-1021 | 3-1021 | — | — | — |
| Anti-roll Spring Top Bracket Clamp Plate | C2-131 | C2-131 | — | — | — |
| Anti-roll Spring Coach Bolt and Nut | 30-1369 | 30-1369 | — | — | — |
| Anti-roll Spring Coach Bolt Spring Washer | N566(2) | N566(2) | — | — | — |
| SPRUNG WHEEL CRADLE. | | | | | |
| Sprung Wheel Cradle, comprising Cradle Support Bridges with bushes and peg, Cradle Support Tubes, Spindle Support Lugs and Grease Nipples. | — | 3-9119 | 3-9119 | — | — |

SEE FURTHER PARTICULARS FOR ORDERING SPARE PARTS ON PAGE 236.


SIDECAR CHASSIS PARTS.



3-1255 3-1379



3-1333



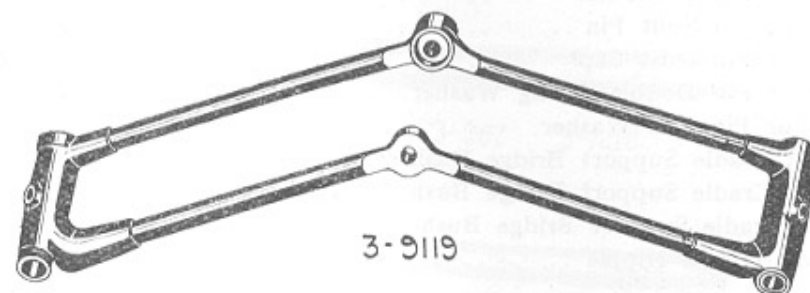
C2-87



3-1023



3-1026



3-9119



30-1369



3-1021



C2-94



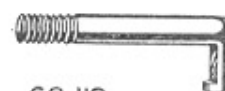
3-1389



3-1390



C2-131



C2-119



3-1331



C2-238



3-9161



3-1399
3-1088
C2-77
EB-144



EB-150



C2-212



24-8784
N 572



27-5676
M 625



N-611



N566
N585



N-620



24-5160
EA-80
EA-82
EB-201
L-36

NOTE.—Figures in brackets denote number per set, e.g., (2), 2 per set.

Sidecar Chassis Parts—continued.

When no figures in brackets are shown one part constitutes a set.

| DESCRIPTION. | No. 6B. | No. 6C. | No. 8A. | No. 20. | No. 21. |
|--|---------|------------|------------|---------|---------|
| Rear Cradle Support Axis Pin | — | C2-190 | C2-190 | — | — |
| Rear Cradle Support Axis Pin Castle-nut | — | N177A/1 | N177A/1 | — | — |
| Rear Cradle Support Axis Pin Split Pin | — | C2-191 | C2-191 | — | — |
| Front Cradle Anchor Pin | — | 3-902 | 3-1218 | — | — |
| Anchor Pin Castle-nut | — | N177A/1 | N177A/1 | — | — |
| Anchor Pin Split Pin | — | C2-191 | C2-191 | — | — |
| Anchor Pin Dust Cap | — | C2-208 | C2-208 | — | — |
| Anchor Pin Double Spring Washer | — | C2-209 | C2-209 | — | — |
| Anchor Pin Felt Washer | — | C2-210 | C2-210 | — | — |
| Front Cradle Support Bridge Bush (screwed) | — | C2-204 | C2-204 | — | — |
| Front Cradle Support Bridge Bush (plain) | — | C2-205 | C2-205 | — | — |
| Rear Cradle Support Bridge Bush | — | C2-206(2) | C2-206(2) | — | — |
| Cradle Grease Nipple | — | 28-2080(2) | 28-2080(2) | — | — |
| WHEEL SPRING. | | | | | |
| Wheel Spring, with bushes, gaiters and laces | — | 3-9125 | 3-9126 | — | — |
| Wheel Spring, with bush | — | 3-9123 | 3-9124 | — | — |
| Wheel Spring Gaiters and Laces | — | C2-217 | C2-251 | — | — |
| Wheel Spring Bush | — | C2-196 | C2-196 | — | — |
| Wheel Spring Shackle | — | C2-189 | C2-189 | — | — |
| Wheel Spring Shackle Pin | — | C2-197 | C2-197 | — | — |
| Wheel Spring Bolt Nut | — | N180/1 | N180/1 | — | — |
| Wheel Spring Bolt Spring Washer | — | N572 | N572 | — | — |
| Wheel Spring Shackle Pin Castle-nut | — | K74/1 | K74/1 | — | — |
| Wheel Spring Shackle Pin Split Pin | — | K74A | K74A | — | — |
| Wheel Spring Safety Loop | — | C2-211 | 3-1189 | — | — |
| Wheel Spring Safety Loop Castle-nut | — | K74/1 | — | — | — |
| Wheel Spring Safety Loop Split Pin | — | K74A | — | — | — |
| Wheel Spring Stirrup Bolt | — | 3-896 | 3-896 | — | — |
| Wheel Spring Stirrup Bolt Nut | — | EA82/1(2) | EA82/1(2) | — | — |
| Wheel Spring Stirrup Bolt Spring Washer | — | N585(2) | N585(2) | — | — |
| Wheel Spring Retaining Bolt | — | C2-198/6 | 3-1197/6 | — | — |
| Wheel Spring Shackle Pin Grease Nipple | — | 28-2080 | 28-2080 | — | — |

SEE FURTHER PARTICULARS FOR ORDERING SPARE PARTS ON PAGE 236.

SIDECAR CHASSIS PARTS.



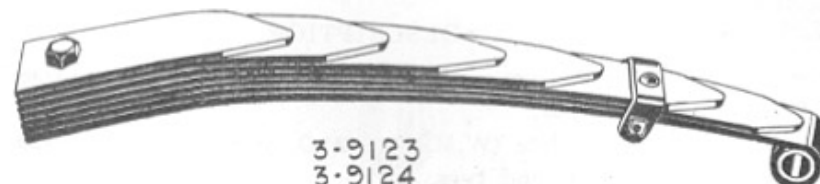
C2-204



C2-191
K-74A



C2-211



3-9123
3-9124



C2-205
C2-206



3-896



C2-198 3-1197



3-902 3-1218



K74



N177A



3-1189



C2-190



N572
N585



N.180
EA.82



28-2080



C2-217 C2-251



C2-197



C2-210



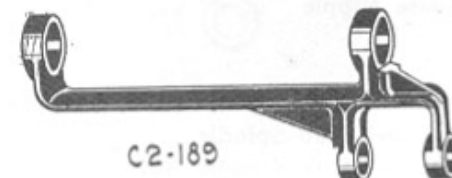
C2-209



C2-208



C2-196



C2-189

NOTE.—Figures in brackets denote number per set, e.g., (2), 2 per set.


Sidecar Chassis Parts—continued.

When no figures in brackets are shown one part constitutes a set.

| DESCRIPTION. | No. 6B. | No. 6c. | No. 8A. | No. 20. | No. 21. |
|--|----------------------------|----------|----------|----------------------------|----------------------------|
| WHEEL AND HUB. | | | | | |
| Sidecar Wheel complete (W.M.1-20 W.O. rim to suit 3.00-20 tyre), less spindle, cones and tyre. | 3-9180 | — | — | 3-9180 | 3-9180 |
| Wheel Rim (W.M.1-20 W.O.) | 15-590 | — | — | 15-590 | 15-590 |
| Wheel Spoke | 27-7014(40) | — | — | 27-7014(40) | 27-7014(40) |
| Wheel Spoke Nipple | 27-6810(40) | — | — | 27-6810(40) | 27-6810(40) |
| Sidecar Wheel complete (W.M.3-19 rim) less spindle, cones and tyre .. | 25-6853 | — | — | 25-6853 | 25-6853 |
| Wheel Rim, (W.M.3-19) | 25-6778 | — | — | 25-6778 | 25-6778 |
| Wheel Spoke | 27-7010(40) | — | — | 27-7010(40) | 27-7010(40) |
| Wheel Spoke Nipple | 27-6810(40) | — | — | 27-6810(40) | 27-6810(40) |
| Sidecar Wheel complete (W.M.3-18 rim) less spindle, cones, and tyre.. | 15-7073 | — | — | — | 15-7073 |
| Wheel Rim (W.M.3-18) | 15-7075 | — | — | — | 15-7075 |
| Wheel Spoke | 15-7072(40) | — | — | — | 15-7072(40) |
| Wheel Spoke Nipple | 27-6810(40) | — | — | — | 27-6810(40) |
| Hub Shell, complete with cups | 3-9077 | — | — | 3-9077 | 3-9077 |
| Hub Shell Cup (large) | N605 | — | — | N605 | N605 |
| Hub Shell Cup (small) | N606 | — | — | N606 | N606 |
| Hub Balls | $\frac{1}{4}$ " diam. (31) | — | — | $\frac{1}{4}$ " diam. (31) | $\frac{1}{4}$ " diam. (31) |
| Hub Spindle | 3-1240 | — | — | 3-1240 | 3-1240 |
| Hub Spindle Cone (large) | 3-1241 | — | — | 3-1241 | 3-1241 |
| Hub Spindle Cone (small) | N563 | — | — | N563 | N563 |
| Hub Spindle Bracket Washer | 3-1049/6 | — | — | 3-1049/6 | 3-1049/6 |
| Hub Spindle Bracket Castle-nut | M365A/6 | — | — | M365A/6 | M365A/6 |
| Hub Spindle Bracket Castle-nut Split Pin | 35-714 | — | — | 35-714 | 35-714 |
| Hub Spindle Cone Washer | N589 | — | — | N589 | N589 |
| Hub Spindle Cone Castle-nut | N565/1 | — | — | N565/1 | N565/1 |
| Hub Spindle Cone Castle-nut Split Pin | N590 | — | — | N590 | N590 |
| Hub Shell Cap, with grease nipple.. .. . | 3-1451 | — | — | 3-1451 | 3-1451 |
| Hub Grease Nipple | 28-2080 | — | — | 28-2080 | 28-2080 |
| SPRUNG WHEEL SPINDLE (Cradle without Brake). | | | | | |
| Sidecar Wheel Hub Spindle | — | 3-1506/1 | 3-1506/1 | — | — |
| Sidecar Wheel Hub Spindle Nut | — | B906/1 | B906/1 | — | — |

SEE FURTHER PARTICULARS FOR ORDERING SPARE PARTS ON PAGE 236.

SIDECAR CHASSIS PARTS.



3-9077



N 605 (LARGE)
N 606 (SMALL)



15-590 WM 1-20
15-7075 WM 3-18
25-6778 WM 3-19



3-1241



3-1451



M 365A



35-714
N 590



N 563




N 565



B 908



27-6810



15-7072 10g 8 1/4"
27-7014 10g 9 7/16"
27-7010 10g 8 7/8"



28-2080



3 1049



3-1240



3-1506



N 589

NOTE.—Figures in brackets denote number per set, e.g., (2), 2 per set.

Sidecar Chassis Parts—*continued.*

When no figures in brackets are shown one part constitutes a set.

| DESCRIPTION. | No. 6B. | No. 6C. | No. 8A. | No. 20. | No. 21. |
|--|---------|------------|------------|---------|---------|
| Sidecar Wheel Hub Felt Washer | — | 15-7048 | 15-7048 | — | — |
| Sidecar Wheel Hub Dust Cap | — | 3-1502 | 3-1502 | — | — |
| Sidecar Wheel Spindle Distance Collar | — | 3-1501 | 3-1501 | — | — |
| SPARE WHEEL CARRIER FOR DETACHABLE WHEEL. | | | | | |
| Spare Wheel Carrier Outside Plate (flat, for commercial carriers) .. | — | 30-60 | 30-60 | — | — |
| Spare Wheel Carrier Outside Plate (concave, for No. 6 body) .. | — | 30-59 | — | — | — |
| Spare Wheel Carrier Inside Plate, with locking strip | — | N144 | N144 | — | — |
| Inside Stiffening Plate (No. 6 body) | — | 30-926 | — | — | — |
| Inside Packing Block (No. 6 body) | — | 30-927 | — | — | — |
| Spare Wheel Plate Screw | — | 30-510(4) | 30-510(4) | — | — |
| Spare Wheel Plate Screw Nut | — | EB113/1(4) | EB113/1(4) | — | — |
| Spare Wheel Bolt | — | 30-1141/1 | — | — | — |
| Spare Wheel Bolt (large carrier) | — | — | 30-1142/1 | — | — |
| Spare Wheel Bolt Spring Washer | — | 30-1155 | 30-1155 | — | — |
| Spare Wheel Hub Dust Cap | — | 3-1050 | 3-1050 | — | — |
| Spare Wheel Hub Felt Washer | — | 26-6931 | 26-6931 | — | — |
| Spare Wheel Carrier Stiffening Plate (large carrier) | — | — | 30-1015 | — | — |
| MUDGUARD. | | | | | |
| Mudguard only | 30-560 | 30-560 | 30-560 | 30-681 | 30-681 |
| Mudguard only (Nos. 42 and 44 bodies) | — | — | — | — | 30-1230 |

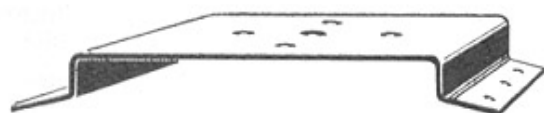
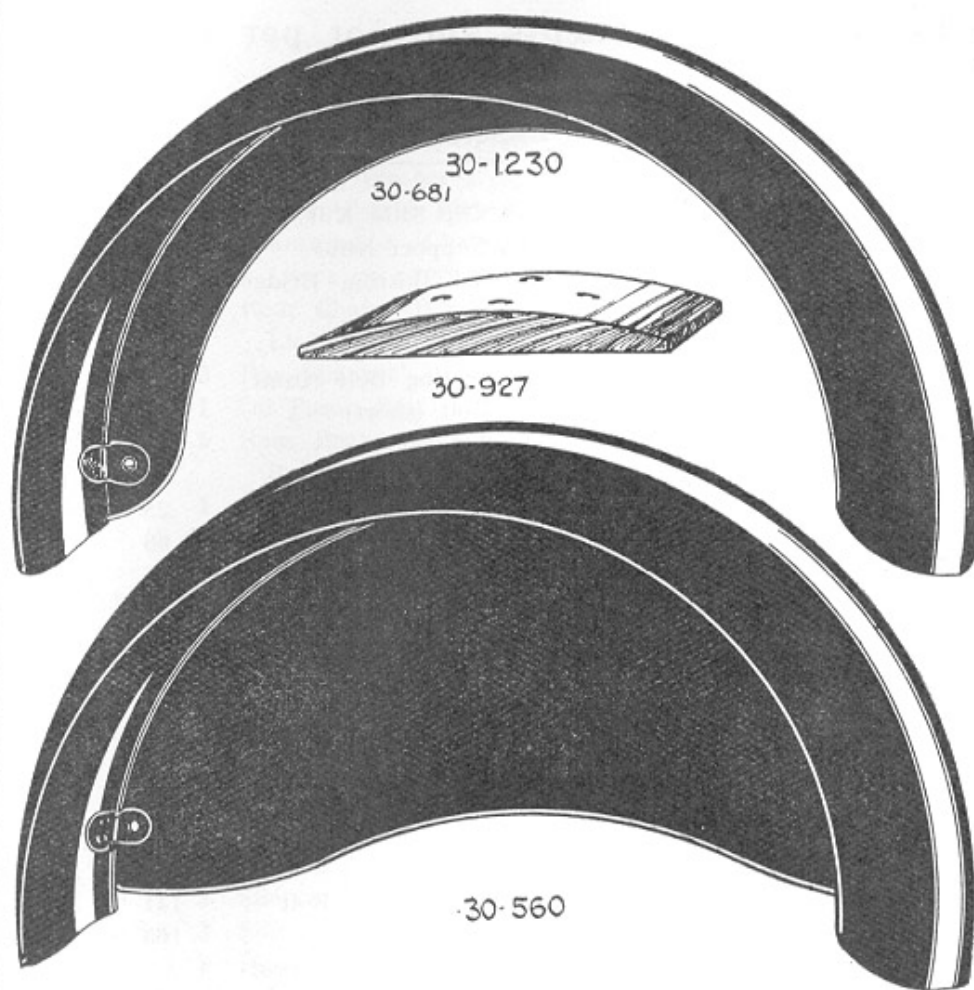
When ordering Spares, quote Engine, Frame and Sidecar Chassis Numbers with prefix letters.

CHASSIS PREFIX LETTERS 1938 MODEL SIDECARS.

| | | | | | |
|--------|---------|------|--------|---------|------|
| No. 6B | Chassis | J.K. | No. 20 | Chassis | J.J. |
| No. 6C | " | J.L. | No. 21 | " | J.M. |
| No. 8A | " | J.D. | | | |

See particulars of equipment on page 208.


SIDECAR CHASSIS PARTS.




30-59



30-60



30-1015



30-1141
30-1142



3-1050



N-144



3-1502



26-6931



15-7048



30-1155



3-1501



30-510



E8 113