


CE 824/63

This publication incorporates Spares Lists NVS 1851, 1882, 1895 and 1918 which should be destroyed.



LUCAS **QUALITY EQUIPMENT AND SPARE PARTS**

1963 - B.S.A.
MOTOR CYCLES AND SCOOTERS

JOSEPH LUCAS (Sales & Service) LIMITED
BIRMINGHAM 18 · ENGLAND

EQUIPMENT SPECIFICATIONS AND PAGE INDEX

SCOOTERS

UNIT	For details or illustrations see Page No.	B1 175 c.c.		B2 250 c.c. (6 volt)		B2S 250 c.c. (12 volt)	
		Model	Part No.	Model	Part No.	Model	Part No.
ALTERNATOR	4	—	—	5AF	047540	5AF	54021000
BATTERY	—	MLZ9E	—	MLZ9E	—	MLZ9E	—
COIL IGNITION	4	—	—	MA6	45077E	MA12	45101A
CONTACT BREAKER	4	—	—	4CA	47583B	4CA	47583B
HORN	12	8H	70166A	8H	70166A	8H	70177A
HORN PUSH AND DIPPER	12	—	—	25SA	31563D	25SA	31563D
LAMPS							
Head, Home	7	—	—	MCF575P	58417D	MCF575P	58421D
Export, Europe, not France	7	—	—	MCF575P	58418D	MCF575P	58422D
Export, France	7	—	—	MCF575PEF	58419D	MCF575PEF	58423D
Export U.S.A.	7	—	—	MCF575	58420B	MCF575	58424B
Stop Tail	10	—	—	564	53432B	564	53454B
RECTIFIER	4	—	—	FSX1849	47132B	FSX1849	47128B
STARTING MOTOR	7	—	—	—	—	M3	*26501E (54025006)
SUPPRESSOR	—	WS5	78106A	WS5	78106A	WS5	78106A
SWITCHES							
Ignition	11	—	—	63SA	54033027	63SA	54033027
Knob (order separately)	11	—	—	—	54331351	—	54331351
Lighting	11	—	—	63SA	54033028	63SA	54033028
Knob (order separately)	11	—	—	—	54331482	—	54331482
Stop Lamp	11	—	—	22B	*31437B (54033234)	22B	*31437B (54033234)
Starter Motor	11	—	—	—	—	4SA	*76463A (76442)
WARNING LIGHTS	11	—	—	WL13	38198E	WL13	*38197E (38118)
CABLE HARNESS	—	—	—	—	54941657	—	54941657

*When ordering, quote part number shown in brackets

EQUIPMENT SPECIFICATIONS AND PAGE INDEX

UNIT	For details or illustrations see Page No.	Bantam D1 and Bantam Major D7		C15 250 c.c. Star, C15SS80 250 c.c. Sports Star		C15S and C15T Competition		M21		650 c.c. Twin Rocket Gold Star	
		Model	Part No.	Model	Part No.	Model	Part No.	Model	Part No.	Model	Part No.
ALTERNATOR	4	—	—	RM18	54021025	RM19	54021039	—	—	—	—
AMMETER	11	—	—	CZU27	36084F	CZU27	36084F	CZU27	36084F	2AR	36296A
BATTERY	—	PUZ5E-11	—	MLZ9E	—	—	—	PUZ7E-10	—	MLZ9E	—
COIL, IGNITION	4	—	—	MA6	45077E	2ET	45112D	—	—	—	—
Later	4	—	—	MA6	45152A	3ET	45149B	—	—	—	—
CONTROL BOX	12	—	—	—	—	—	—	RB108	37225K	RB108	37221K
DISTRIBUTOR	4	—	—	15D1	40867A	15D1	40868A	—	—	—	—
GENERATOR	6	—	—	—	—	—	—	E3L	†20034A	E3L	20036A
HORN	12	—	—	8H	70169A	HF1950	70145D	8H	70169A	HF1234	*069482A (54068034)
HORN PUSH OR HORN PUSH AND DIPPER	12	—	—	—	—	4A	76204D	25SA	31563D	—	—
LAMPS											
Head											
Home and Export, dip left	9	—	—	—	—	—	—	SSU700P	58169A	—	—
Home and Export, vertical dip	8-9	—	—	MCF575P	58234D	MCH66	58395E	—	—	SSU700P	58873A
Export Europe, except France	8	—	—	MCF575P	58392D	—	—	—	—	—	—
Export France	8	—	—	MCF575PEF	58391A	—	—	—	—	—	—
Stop tail, number plate and reflex	10	—	—	564	53394B	564	53825A	564	53432B	564	53432B
MAGDYNO OR MAGNETO	5-6	—	—	—	—	—	—	MO1L	46048A	K2F	42413A
RECTIFIER	4	—	—	2DS506	49072A	—	—	—	—	—	—
SWITCHES											
Dipper	11	—	—	—	—	PS9	†31620E	—	—	—	—
Engine cut-out	12	—	—	—	—	4A	76204D	4A	76204D	4A	76204D
Ignition	11	—	—	88SA	34427A	—	—	—	—	—	—
Cover	11	—	—	—	†54336178	—	—	—	—	—	—
Lighting	11	—	—	88SA	34289A	PS6	†31356A	41SA	31763A	41SA	31763A
Knob	11	—	—	—	†54330934	—	—	—	—	—	—
Escutcheon plate	11	—	—	—	†54330485	—	—	—	—	—	—
Stop lamp	11	—	—	6SA	31827A	—	—	54C	31281B	22B	*31437B (54033234)
Spring	11	—	—	—	—	—	—	—	315723	—	—
CABLE HARNESS											
Later	9	—	—	—	54949610	—	54932328	—	839780	—	865494
	9	—	—	—	54932275B	—	—	—	—	—	—

*When ordering, quote part number shown in brackets

†Order separately

‡Part of magdyno

°Part of headlamp

UNIT	For details or illustrations see Page No.	B40 Star and B40SS90 Sports Star		B34 Gold Star and Competition		A10 Golden Flash		A10 Super Rocket		A50 500 c.c. Star Twin A65 650 c.c. Star Twin	
		Model	Part No.	Model	Part No.	Model	Part No.	Model	Part No.	Model	Part No.
ALTERNATOR	4	RM19	54021023	—	—	—	—	—	—	RM19	54021023
AMMETER	11	CZU27	36084F	CZU27	36084F	CZU27	36084F	2AR	36296A	2AR	36296A
AMMETER (in lamps 58859 and 58873)	11	—	—	2AR	36296A	2AR	36296A	—	—	—	—
BATTERY	—	MLZ9E	—	PUZ7E-10	—	MLZ9E	—	MLZ9E	—	MLZ9E	—
COIL, IGNITION	4	MA6	45077E	—	—	—	—	—	—	MA6	45077E
Later	4	MA6	45152A	—	—	—	—	—	—	MA6	45152A
CONTACT BREAKER	4	—	—	—	—	—	—	—	—	4CA	47583A/B
CONTROL BOX	12	—	—	RB108	37221K	RB108	37221K	RB108	37221K	—	—
DISTRIBUTOR	4	15D1	40867A	—	—	—	—	—	—	—	—
GENERATOR	6	—	—	E3L	†20034B	E3L	20036A	E3L	20036A	—	—
HORN	12	8H	70169A	8H	70169A	8H	70169A	8H	70169A	8H	70169A
HORN (Export U.S.A.)	12	—	—	—	—	—	—	HF1234	*069482 (54068034)	—	—
HORN PUSH OR HORN PUSH AND DIPPER	12	—	—	4A	76204D	—	—	25SA	31563D	—	—
HORN PUSH (Clubman)	12	—	—	4A	76206E	—	—	—	—	—	—
LAMPS											
Head											
Home and Export, dip left	8	—	—	—	—	MCF700P	58158B	—	—	MCF700P	58158B
Home and/or Export, vertical dip	8-9	MCF575P	58234D	SSU700P	58224D	MCF700P	58159B	SSU700P	58873A	MCF700P	58159B
Later	9	—	—	SSU700P	58859A	—	—	—	—	—	—
Export Europe, except France	8	MCF575P	58392A	—	—	MCF700P	58160B	—	—	MCF700P	58160B
Export France	8	MCF575PEF	58391A	—	—	MCF700PEF	58161B	—	—	MCF700PEF	58161B
Export U.S.A.	9	—	—	—	—	SSU700P	58873A	—	—	—	—
Stop tail, number plate and reflex	10	564	53432B	—	—	564	53432B	564	53432B	564	53432B
MAGDYNO	6	—	—	MO1L	46048A	—	—	—	—	—	—
MAGNETO	5	—	—	KNC1	°42348E	K2F	42379D	K2F	42413A	—	—
Auto advance unit	4	—	—	—	—	—	47503E	—	—	—	—
MAGNETO	5	—	—	KNC1H	†42123M	—	—	—	—	—	—
RECTIFIER	4	2DS506	49072A	—	—	—	—	—	—	2DS506	49072A
SWITCHES											
Dipper	11	—	—	99	*31549B (31482)	—	—	—	—	—	—
Engine cut-out	12	—	—	4A	76204D	4A	76204D	4A	76204D	—	—
Ignition	11	88SA	34427A	—	—	—	—	—	—	88SA	34427A
Cover	11	—	†54336178	—	—	—	—	—	—	—	†54336178
Lighting	11	88SA	34289A	41SA	31763A	41SA	31763A	41SA	31763A	88SA	34289A
Knob	11	—	†54330934	—	—	—	—	—	—	—	†54330934
Escutcheon plate	11	—	†54330485	—	—	—	—	—	—	—	†54330485
Stop lamp	11	6SA	31827A	22B	*31437B (54033234)	6SA	34257A	6SA	34257A	6SA	34448B
CABLE HARNESS											
Later	9	—	54949610	—	—	—	839780	—	839780	—	54949736
	9	—	54932275B	—	54949931	—	—	—	—	—	54932262

*When ordering, quote part number shown in brackets.

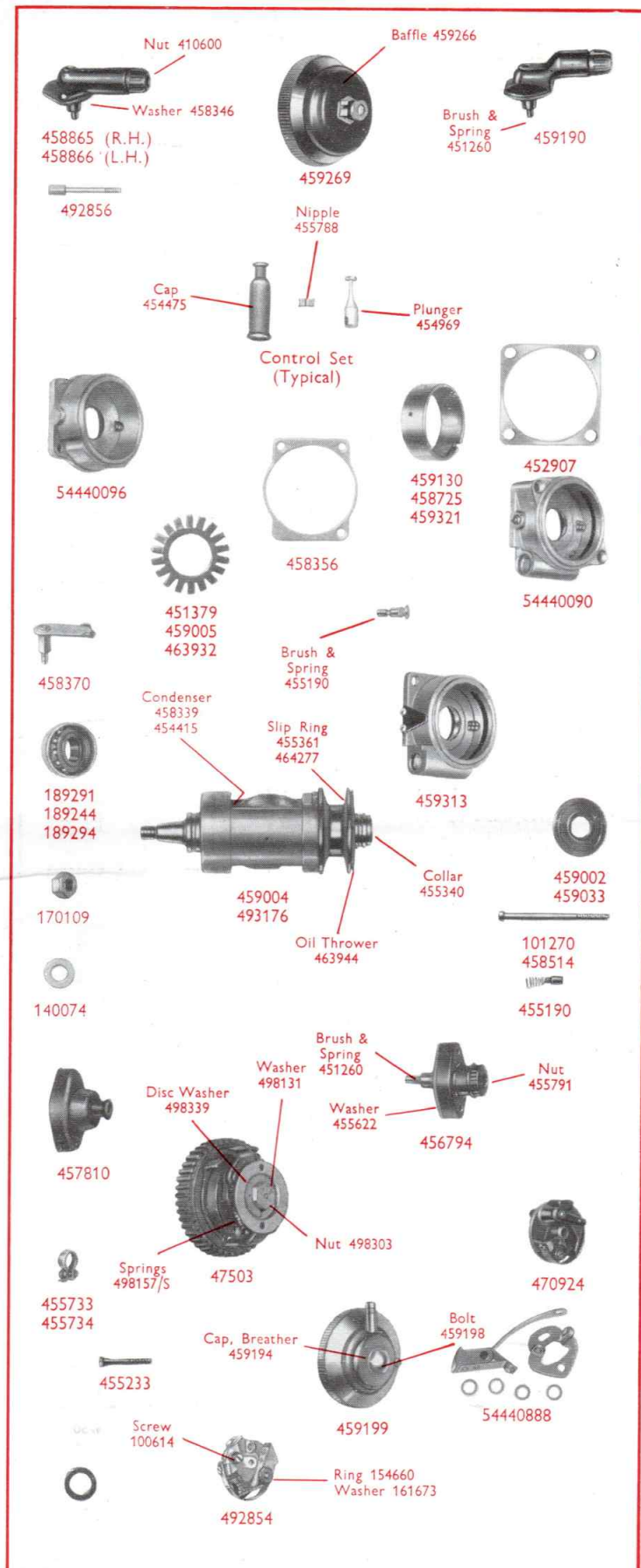
‡Part of Magdyno

°Competition

†Racing

†Order separately

MAGNETOS



Part No. Model	42379D K2F	42413A K2F
Pick up, right hand	458865	459190
Pick up, left hand	458866	459190
Washer, seating	458346	458346
Brush and spring	451260	451260
Nut, moulded	410600	410600
Cover, contact breaker end	459269	459269
Brush and spring, ignition cut-out	455190	455190
Ring, sealing	457681	457681
Cup, breather or baffle	459266	459266
Screw, contact breaker fixing	492856	492856
Contact breaker	492854	492854
Contact set	54440888	54440888
Ring, retaining lever	154660	154660
Washer, insulating ring	161673	161673
Screw, fixing spring bracket	100614	100614
Washer, insulating bracket screw	161681	161681
Bush, insulating spring bracket	492853	492853
Bracket, supporting springs	493202	493202
Screw fixing cam	463931	463931
Control parts set	—	463107
Spring, control	—	454472
Cap, rubber	—	454475
Plunger	—	454969
Screw, adjusting	—	111591
Nut, adjusting screw	—	170124
Cam	459130	458725
Plate, housing contact breaker	54440096	54440096
Cup, bearing insulating	451379	451379
Pin, special, cam timing screw	186060	186060
Washer, "005" end plate packing	458356	458356
Armature	459004	459004
Slip ring	455361	455361
Bolt, through fixing	458514	458514
Condenser	458339	458339
Oil thrower	463944	463944
Collar, spacing D.E.	455634	455634
Collar, steel bearing retaining	455340	455340
Bearing, contact breaker end	189291	189291
Bearing, drive end	189244	189244
Cup, bearing insulating, drive end	459005	459005
Oil seal, drive end	459002	459002
Brush, spring and holder earth	455191	455191
Brush and spring	455190	455190
Spring and pin, pick up	458370	458370
Sundry parts set	458675	458675

Part No. Model	42123M KNR1	42348E KNC1
Clip, pick up cover	455733	455733
Cover, rubber, pick up	457810	457810
Pick up	456794	456794
Brush and spring, pick up	451260	451260
Nut, securing high tension cable	455791	410600
Washer, seating pick up	455622	455622
Cover, contact breaker	459199	459199
Ring, sealing C.B. cover	457681	457681
Screw, drain plug	135444	135444
Bolt, securing, breather cap	459198	459198
Cap, breather or baffle	459194	459194
Screw, fixing contact breaker	455233	54440889
Contact breaker	470924	492854
Brush and spring, C.B. earthing	470537	—
Contact set	—	54440888
Ring, retaining cover	—	154660
Washer, insulating ring	—	161673
Screw, fixing spring bracket	—	100614
Washer, insulating bracket screw	—	161681
Bush, insulating spring bracket	—	492853
Bracket, supporting springs	—	493202
Control parts, set	457117	459305
Cover, rubber	454475	454475
Clip, securing cover	455734	455734
Plunger	493454	493304
Nipple	455788	455788
Spring	454472	454472
Washer, seating barrel	164724	164724
Screw, adjusting	111591	111591
Nut, adjusting screw	170124	170124
Plate, housing contact breaker	—	459313
Cup, insulating bearing	—	463932
Shim "005" packing C.B. housing	—	452907
Screw, fixing cam	—	463931
Pin, cam timing screw	—	186060
Cam	—	459321
Nut, securing gear to shaft	170109	170109
Washer, gear securing nut	140074	140074
Armature	—	493176
Slip ring	—	464277
Bolt, through fixing	—	101270
Condenser	—	454415
Oil, thrower	—	463944
Collar, spacing D.E.	—	455340
Bearing, contact breaker end	—	189294
Bearing, drive end	—	189294
Seal, oil bearing	—	459033
Cup, insulating D.E. bearing	—	463932
Brush, spring and holder, earthing	455191	455191
Brush and spring, earthing	455190	455190
Sundry parts set	458869	454697

§Recommended stock item

GENERATORS

Part No. Model	20034A E3LM	20036A E3L
Detailed Parts		
Brushes, set	200737	200737
Bracket or frame, commutator end	200713/S	200713/S
Bearing, commutator end	189210	189210
Washer, felt, bearing	200708	200708
Cup, felt bearing washer	200709	200709
Insulating plate	200911	200911
Spring, set, brush tension	220197	220197
Ring, sealing, rubber	369201	369201
Cover, commutator end	200923	200924
Grommet, cable	200895	200895
Plate, clamping, terminal	200908	200908
Bearing, drive end	189307	189307
Bracket or frame, drive end	200912	200382
Plate bearing	200262	—
Oil thrower	—	200378
Washer, leather	—	200379
Washer, langite	—	200380
Screw, generator to magneto	123063	—
Screw, end, gear retaining	111704	111704
Nut, bearing retaining	200224	170109
Gear, driving	454495	454495
Armature	200754	200752
Field coils, set	200731	200731
Bolt, through fixing	200732	200732
Sundry parts, set...	200806	200806
Cover, terminal	200830	200830

†Part of Magdyno

‡Order separately

MAGDYN0

Part No. Model	46048A M01L
Detailed Parts	
Generator (see above for details)	20034A
Magneto, complete	464247
Strap, generator securing	460056
Bush, generator strap	460055
Grommet, pickup	458658
Pickup	463066
Brush and spring	451260
Nut, moulded, securing high tension cable	410600
Washer, langite, pickup seating	455622
Cover, contact breaker	460061
Screw, contact breaker fixing	110734
Washer, locking, contact breaker fixing screw	460052
Contact breaker, complete	460051
Contact set	484098
Plate, carrier insulating	460065
Bush, insulating, carrier fixing screw	463983
Bush, insulating, centre of contact breaker	460066
Screw, special hollow, carrier fixing	460067
Wick, felt, cam lubricating	460068
Tappet, actuating, contact point	464092
Ring, jump cam fixing	455347
Cam	493181
Control, advance and retard	463107
Spring	454472
Cover, rubber	454475
Washer, locking barrel	454492
Plunger, cam controlling	454969
Nipple, cable	455788
Spring and pin, securing contact breaker cover	463899
Terminal, earthing	186471
Screw, sealing	454694
Plate, end, housing, contact breaker	464255
Cup, bearing insulating	451379
Pins, cam timing screw	463932
Screw, cam timing	189291
Washer, .003" packing end plate	189294
Nut, shaft	140074
Washer, shaft nut	455191
Plate, drive end	460053
Washer, paper, drive, endplate	463989
Gear set, generator and magneto	460053
Nut, fixing magneto gear	463117
Washer, locking, gear nut	463113
Spring, star, gear clutch	463114
Plate, gear friction	463112
Gear, celeron	463109
Armature	464205
Slip ring	454496
Bolt, through fixing	101270
Condenser	454415
Washer, linen, slip ring to oil thrower	164334
Oil thrower	463944
Collar, steel, bearing packing	455634
Washer, .005" shim bearing packing	149010
Bearing, complete, contact breaker end	189291
Bearing, complete, drive end	189294
Key, Woodruff	189386
Brush, spring and holder, earth	455191
Brush and spring	455190
Washer, fibre, earth brush holder	164680
Cup, bearing insulating	463932
Sundry parts, set	463334

§Recommended stock item



HEADLAMPS

HOME AND EXPORT, DIP LEFT

Part No. Model	58158B MCF700P	*58234D MCF575P
§Light unit	516812	516828
§Bulbholder	554602	554602
§Bulb, main	373	312

EXPORT, VERTICAL DIP

Part No. Model	58159B MCF700P	—
§Light unit	516810	—
§Bulbholder, main	554602	—
§Bulb, main	312	—

EXPORT, EUROPE, EXCEPT FRANCE

Part No. Model	58160B MCF700P	58392A MCF575P
§Light unit	516811	516829
§Bulbholder, main	554602	554602
§Bulb, main	403	377

EXPORT, FRANCE

Part No. Model	58161B MCF700PEF	58391A MCF575EF
§Light unit	516802	516912
§Backshell	552943	—
§ Bulbholder	562303	553470
Clip and screw	562306	—

Parts shown below are common to above lamps


§Rim or door	553248	534343
§ Wire, light unit fixing	504665	504665
§Screw, rim fixing	144921	144921
Plate, rim fixing	554408	534296
Ring, fixing	556402	54520104
§Bulbholder, pilot...	554710	554710
§ Interior, bulbholder	553780	553780
Washer rubber, pilot bulbholder	554354	554354
§Sleeve, terminal	555910	555910
Washer, cable grip	—	516285
Cable connector	—	900288
§Bulb, pilot	988	988

HOME AND EXPORT, VERTICAL DIP

Part No. Model	58395E MCH66
§Rim or door	534343
§Wire, reflector fixing	504665
§Screw, rim fixing	144921
Plate, rim fixing	534296
§Switch, lighting (See page 11 for details)	31356
§Switch, dip (See page 11 for details)	31620
§Light unit	54520452
§Bulbholder	554602
§ Sleeve, terminal	555910
§Grommet, cable entry	199003
§Screw, lamp fixing	112201
Washer, fixing screw	137498
Body	54520354
§Bulb	166

*Vertical dip

§Recommended stock item



HEADLAMPS

HOME AND EXPORT, DIP LEFT AND VERTICAL DIP

Part No. Model	58169A SSU700P	58224D SSU700P
Instrument panel, complete	517126	517126
§ Ammeter (see page 11 for details)	36084F	36084F
§ Light unit	555309	516798
§ Bulbholder, main	554602	554602
§ Bulb, main	373	312
Part No. Model	—	58859A SSU700P
Instrument panel, complete	—	54521611
§ Ammeter (see page 11 for details)	—	36296
§ Light unit	—	516798
§ Bulbholder, main	—	554602
§ Bulb, main	—	312
Screw, cable grip	—	186157

EXPORT, U.S.A.

Part No. Model	—	58873A SSU700P
Instrument panel, complete	—	54521611
§ Ammeter (see page 11 for details)	—	36296A
§ Light unit	—	516798
§ Bulbholder, main	—	554602
§ Bulb, main	—	312
Plug and cable	—	54941699

Parts shown below are common to above lamps


Screw, panel fixing instrument panel	*186130	*186130
§ Switch, lighting (see page 11 for details)	*31763	*31763
Plate, escutcheon	*351803	*351803
Screw, cable clip	*186128	*186128
Washer, cable clip	*188412	*188412
§ Rim or door	553248	553248
§ Wire, fixing	504665	504665
§ Screw, rim fixing	144921	144921
Plate, rim fixing	534296	534296
§ Bulbholder, pilot	554710	554710
§ Interior, pilot, bulbholder	553780	553780
Ring, rubber, seating	554354	554354
§ Sleeve, terminal	555910	555910
§ Screw, lamp fixing	112201	112201
Washer, fixing screw	137498	137498
Washer, cable grip	516285	516285
§ Connector, single	—	900288
Plug and cable	—	†54941768
§ Screw, plug fixing	—	133303
Nut, plug fixing screw	—	166103
Washer, plug fixing screw	—	188412
Ring, plug retaining	—	516409
Body	516356	5452009
§ Bulb, pilot	988	988

§ Recommended stock item

† Except U.S.A.


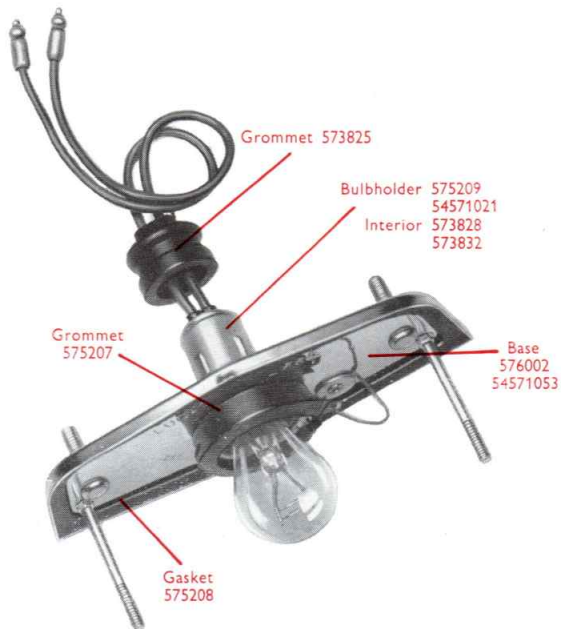
* Part of Instrument Panel

MODEL SSU700P



CABLE HARNESSES

Part No.	839780	865493	865494	54932262	54932275	54932328	54941657	54949610	54949736	54949931
Eyelet, 5/16" dia.	—	—	—	—	—	—	862343	862343	862343	—
Eyelet, 1/8" dia.	850405	—	—	850405	850405	—	850405	850405	850405	—
Eyelet, 1/4" dia.	—	—	—	—	—	850406	—	—	—	—
Eyelet, 3/8" dia.	54940890	54940890	54940890	54940890	54940890	—	—	54940890	54940890	54940890
Eyelet, 1/2" dia.	—	—	—	—	850395	—	—	850395	—	—
Connector tube (2 way)	900288	—	—	900288	900288	900288	900288	900288	900288	—
Connector tube (4 way)	—	—	—	—	—	850641	—	—	—	—
Connector tube (6 way)	—	—	—	850844	—	850844	850844	—	850844	—
Connector tube (10 way)	850832	—	—	—	—	—	—	—	—	—
Nipple	900269	900269	900269	900269	900269	900269	900269	900269	900269	900269
§ Connector, Lucar (17.5 amp.)	—	—	—	54942078	54942078	—	—	54942078	54942078	54942078
Sleeve, Lucar	—	—	—	54190042	54190042	—	—	54190042	54190042	54190042
§ Connector, Lucar (17.5 amp. double)	—	—	—	54942747	54942747	54942747	—	54942747	—	—
Sleeve, Lucar	—	—	—	54190119	54190119	54190119	—	54190119	—	—
Boot, rubber	—	—	—	—	860129	—	—	860129	—	—
Cover	—	—	—	—	—	—	862556	862556	862556	—
Adaptor, speedo	—	—	—	—	—	—	—	—	—	—
§ Bulb	—	—	—	—	54941458	—	—	—	—	—
	—	—	—	—	282	—	—	—	—	—



MODEL 564



STOP TAIL, NUMBER PLATE AND REFLEX LAMPS

Part No.	53394B	53432B	53454B
Model	564	564	564
§ Lens	573839	573839	573839
§ Window	575200	575200	575200
§ Nut, barrel, lens fixing	575219	575219	575219
§ Gasket, lens seating	575208	575208	575208
Base assembly	576002	576002	576002
§ Grommet, bulbholder	575207	575207	575207
§ Bulbholder assembly shell	575209	575209	575209
§ Interior, bulbholder	573828	573828	573828
§ Grommet, cable	573825	573825	573825
§ Nut, lamp fixing	166014	166014	166014
Washer, shakeproof	188327	188327	188327
Washer, bolt fixing spacer	131023	131023	131023
§ Bulb	352	384	380

TAIL, NUMBER PLATE AND REFLEX LAMP

Part No.	53825A
Model	564
§ Lens, tail	573839
§ Lens, number plate illumination	575200
§ Nut, lens fixing	575219
§ Gasket, lens seating	575208
Base	54571053
§ Grommet, bulbholder	575207
§ Shell, bulbholder	54571021
§ Interior, bulbholder	573832
§ Grommet, cable entry	573825
§ Nut, lamp fixing	166014
Washer, shakeproof, nut fixing	188327
Washer, spacer, bolt fixing	131023
§ Bulb	205

BULBS

Part No.	Volt	Watts	Description
166	6	24/24	Transverse, vertical dip
205	6	6	Coil, miniature bayonet cap
312	6	30/24	Transverse, vertical dip
350	12	35/35	Transverse, vertical dip
352	6	18/3	Transverse, offset pin
373	6	30/24	Transverse, dip left
377	6	25/25	Transverse, vertical dip
380	12	21/6	Transverse, offset pin
384	6	18/6	Transverse, offset pin
403	6	35/35	Bow, hooded axial
425	12	24/24	Transverse, vertical dip
987	12	2.2	Bow, miniature screw cap
988	6	3	Coil, miniature bayonet cap
989	12	6	Coil, miniature bayonet cap
998	6	0.1 amps	Bow, miniature screw cap

§ Recommended stock item

AMMETERS

Part No. Model	36084F CZU27	36296A 2AR
Detailed Parts		
§Ring, rubber	523986	—
§Nut, terminal	166043	166043
§Washer, terminal	185040	185040

DIPPER SWITCHES

Part No. Model	31549B 99	31620E PS9
Detailed Parts		
§Screw, fixing	121964	—
Clip	380427	—
§Screw, terminal	—	120560
Nut, fixing	—	314540

IGNITION SWITCHES

Part No. Model	34427A 88SA	54033027 63SA
§Key	54336176	—
Nut, fixing	54336177	—
Cover, nut fixing	*54336178	—
§Connector	—	900269
§Connector, tube, single	—	900288
§Connector, tube, double	—	850641
Cover, rubber	—	332521
§Socket with cables	*54930008	—

LIGHTING SWITCHES

Part No. Model	31356A PS6	31763A/B 41SA	34289A 88SA	54033028 63SA
§Knob	—	351815	*54330934	—
Screw, knob fixing	—	127301	—	—
Washer, knob fixing screw	—	185038	—	—
§Screw, terminal	121610	120560	—	—
Shaft, headpiece	—	351789	—	—
Roller	—	351660	—	—
Plunger	—	351661	—	—
Spring	—	351662	—	—
Nut, fixing	180670	173777	180316	—
Washer, flat, nut fixing	158350	—	185128	—
Washer, spring	185188	188303	—	—
§Connector	—	—	—	900269
§Connector, tube, single	—	—	—	900288
§Connector, tube, double	—	—	—	850641
Cover, rubber	—	—	—	332521
§Socket with cables	—	—	*54930007	—

STOP LAMP SWITCHES

Part No. Model	31281B 54C	31437A 22B	31827A 6SA	34257A 34448A 6SA
§Screw, terminal	120560	—	188818	188818
§Sleeve, terminal	—	—	—	188818
Cover, terminal rubber	—	—	—	360363

SWITCH, STARTING

Part No. Model	76463A 4SA
Detailed Parts	
§Nut, terminal	156610
§Washer, spring	185053

WARNING LIGHTS

Part No. Model	38197E WL13	38198E WL13
Detailed Parts		
§Cover and window	54332598	54332598
Shade	319222	319222
§Bulbholder	554734	554734
§Bulb	†987	998

§Recommended stock item
*Order separately

†12 volt



CONTROL BOXES

Part No. Model	37221K RB108	37225K RB108
§Cover	54381655	54381654
Gasket, cover	226289	226289
Washer, plain	137060	—
Washer, spring	185061	—
Nut, fixing	156654	—
Screw, adjusting	54380161	54380161
Spring, screw adjusting	54380088	54380088
§Contact set, cut-out	335767	335767
§Contact set, regulator	226339	226339
Bracket, clamping terminal	336454	336454
Screw, plate fixing	126544	126544
Washer, plate fixing screw	185040	185040

HORNS

Part No. Model	069482 HF1234
Nut, tone disc, domed	178931
Tone disc	703339
Screw, cover and bracket fixing, 1/4" B.S.F.	145481
Screw, cover fixing, 1 B.A.	145491
Washer, packing, cover and diaphragm	700238
Nut, diaphragm fixing	184000
§Diaphragm and armature	703988
§Contact set	703233
Terminal block	703004
§Sundry parts, set	703235
§Bracket	703349

Part No. Model	70145A/D HF1950
Screw, terminal, 6 B.A.	138453

Part No. Model	70166A 8H	70169A 8H	*70177A 8H
§Bracket	—	54680850	—
Nut, tone disc	54680727	54680727	54680727
Tone disc	54680729	54680729	54680729
Washer, diaphragm packing	54680732	54680732	54680732
Diaphragm and armature	54681247	54681247	54681248
Rim	54680731	54680731	54680731
§Sundry parts set	54681085	54681085	54681085

*12 volt


HORN PUSH & DIPPER SWITCH

Part No. Model	31563D 255A
Button and cover	380660
Base and lever	380658
§Screw, terminal	120610

HORN PUSH or MAGNETO CUT-OUT

Part No. Model	76204D 4A	76206E 4A
§Screw, terminal	119520	119520
Clip, fixing	762229	135480
§Screw, fixing	135480	—
§Nut, fixing	153491	—

§Recommended stock item



MODEL RB108



226289




335767




226339


Screw 54380161
Spring 54380088



MODEL HF1234



700238



703988



MODEL 8H



184000




703004



76204
76206 (less clip)




31563



MODEL HF1950



54681247
54681248



54680732